



CÔNG TY TNHH KIỂM TOÁN & DÒCH VỮ TÍN HOĨC

Auditing & Informatic Services Company Limited  
Office: 142 Nguyễn Thò Minh Khai, Q.3, TP. Hoà Chí Minh  
Tel: (84.8) 39305163 (10 Lines) Fax: (84.8) 39304281  
Email: aisc@aisc.vnn.vn Website: www.aisc.com.vn



No: 11.08.651/AISC-DN

AUDITOR'S REPORT ON THE CONSOLIDATED FINANCIAL STATEMENTS  
FOR THE YEAR ENDED DECEMBER 31, 2008  
SAIGON BANK FOR INDUSTRY AND TRADE

To: SHAREHOLDERS; THE BOARD OF DIRECTORS AND MANAGEMENT OF SAIGON BANK FOR INDUSTRY AND TRADE

We have audited the consolidated financial statements of Saigon Bank for Industry and Trade from page 70 to page 101 for the fiscal year ended December 31, 2008, consisting of consolidated Balance Sheet as of December 31, 2008, Income Statement, Cash Flows Statement and Notes to the consolidated Financial Statements. These consolidated Financial Statements are consolidated from those of the following units:

- + Saigon Bank for Industry and Trade
- + Asset Management Company

The Bank is responsible for the preparation of the financial statements. It is our responsibilities to form an independent opinion, based on our audit, on these consolidated financial statements.

Basis of auditing

We conducted our audit in accordance with Vietnamese regulations on auditing and accounting; In compliance with Vietnamese Auditing Standards, International Auditing Standards and auditing practices recognized by Vietnam.

An audit includes examination, on a test basis, of evidence relevant to the amounts and disclosures in the financial statements. It also includes an assessment of the compliance of accounting standards and system that the Bank applies; accounting principles used, the significant estimates and judgments made by the Board of General Management of Saigon Bank for Industry and Trade in preparation of the consolidated financial statements as well as evaluating the overall presentation of the financial statements.

We planned and completed our audit so as to obtain all the information and explanations necessary which provide us with the reasonable assurance that the financial statements are free from material misstatements. We believe that our audit provides a reasonable basis for our opinion.

Auditor's opinion

In our opinion, the financial statements give a true and fair view, in all material respects, of the financial position of Saigon Bank for Industry and Trade as well as the results of its operation and its cash flows for the year ended December 31, 2008.

The financial statements are prepared in compliance with the prevailing Vietnamese Accounting Standards and Vietnamese Accounting System for Banking promulgated under the Decision 479/2004/QĐ – NHNN dated April 19, 2004 and Decision No. 29/2006/QĐ-NHNN dated July 10, 2006 of the Governor of the State Bank of Vietnam and other relevant guiding documents.

AUDITOR

Trương Diệu Thuý  
Audit Certificate No: 0212/KTV  
Issued by the Ministry of Finance.

HCMC, March 16<sup>th</sup>, 2009  
FOR AND BEHALF OF THE GENERAL DIRECTOR  
DEPUTY GENERAL DIRECTOR

Đặng Ngọc Tú  
Audit Certificate No: 0213/KTV  
Issued by the Ministry of Finance.

SAIGON BANK FOR INDUSTRY AND TRADE  
 CONSOLIDATED BALANCE SHEET  
 As at December 31, 2008

70

Unit: VND

ITEMS	Code	2008	2007
<b>A. ASSETS</b>			
I. CASH, GOLD, SILVER, GEMSTONES	V.01	130,948,677,220	107,819,216,457
II. DEPOSITS AT THE STATE BANK OF VIETNAM	V.02	543,766,590,063	518,877,663,087
III. GOLD AND DEPOSITS AT OTHER CREDIT INSTITUTION AND LOANS GRANTED TO OTHER CREDIT INSTITUTIONS	V.03	1,380,543,050,785	1,251,652,693,288
1. Gold and deposits at other credit institutions		1,376,970,050,785	1,238,650,943,288
2. Loans granted to other credit institutions		3,600,000,000	13,100,000,000
3. Provision for loan losses		(27,000,000)	(98,250,000)
IV. TRADING SECURITIES			
1. Trading securities			
2. Provisions for devaluation of securities			
V. FINANCIAL DERIVATIVES AND OTHER FINANCIAL ASSETS			
VI. LOANS GRANTED TO CUSTOMERS	V.04	7,844,450,691,378	7,300,613,224,102
1. Loans granted to customers		7,916,376,447,928	7,363,557,995,183
2. Provision for loan losses	V.05	(71,925,756,550)	(62,944,771,081)
VII. INVESTMENT SECURITIES	V.06	472,700,000,000	543,771,508,225
1. Available-for-sale securities		-	10,461,508,225
2. Held-to-maturity securities		472,700,000,000	533,310,000,000
3. Provisions for devaluation of securities			
VIII. EQUITY INVESTMENT AND LONG TERM INVESTMENTS	V.07	135,761,660,000	45,750,000,000
1. Investments in subsidiaries		-	-
2. Investments in joint-venture companies			
3. Investments in associates			
4. Other long-term investments		135,761,660,000	45,750,000,000
5. Provision for decline in value of long term investments			

SAIGON BANK FOR INDUSTRY AND TRADE  
 CONSOLIDATED BALANCE SHEET  
 As at December 31, 2008

Unit: VND

ITEMS	Notes	2008	2007
<b>IX. FIXED ASSETS</b>		<b>331,215,880,691</b>	<b>236,427,956,793</b>
1. Tangible fixed assets	V.08	303,423,138,243	234,690,857,679
a. Cost		393,645,651,019	302,212,795,698
b. Accumulated depreciation		(90,222,512,776)	(67,521,938,019)
2. Finance lease fixed assets			
a. Cost			
b. Accumulated depreciation			
3. Intangible fixed assets	V.09	27,792,742,448	1,737,099,114
a. Cost		32,487,935,133	5,741,892,118
b. Accumulated depreciation		(4,695,192,685)	(4,004,793,004)
<b>X. INVESTMENT PROPERTIES</b>			
a. Cost			
b. Accumulated depreciation			
<b>XI. OTHER LONG-TERM ASSETS</b>	V.10	<b>365,972,301,263</b>	<b>179,733,514,992</b>
1. Accounts receivable		224,930,034,483	97,264,950,193
2. Interests and fees receivable		137,309,059,952	80,334,081,979
3. Deferred corporate income tax			
4. Other assets		3,733,206,828	2,134,482,820
- In which: good-will			
5. Provisions for other assets			
<b>TOTAL ASSETS</b>		<b>11,205,358,851,400</b>	<b>10,184,645,776,944</b>

SAIGON BANK FOR INDUSTRY AND TRADE  
 CONSOLIDATED BALANCE SHEET  
 As at December 31, 2008

72

Unit: VND

ITEMS	Notes	2008	2007
<b>B. LIABILITIES AND OWNERS' EQUITY</b>			
I. BORROWINGS FROM GOVERNMENT AND THE STATE BANK OF VIETNAM	V.11		31,000,000,000
II. DEPOSITS AND BORROWINGS FROM OTHER CREDIT INSTITUTIONS	V.12	1,893,137,366,878	1,945,612,017,548
1. Deposits from other credit institutions		1,893,137,366,878	1,945,612,017,548
2. Borrowings from other credit institutions		-	-
III. DEPOSITS FROM CUSTOMERS	V.13	7,164,714,417,102	6,466,653,553,964
<b>IV. FINANCIAL DERIVATIVES AND OTHER FINANCIAL LIABILITIES</b>			
V. TRUST FUNDS AND OTHER BORROWED FUNDS	V.14	114,052,542,146	132,106,600,000
VI. ISSUANCE OF VALUABLE DOCUMENTS	V.15	256,704,579,819	3,639,305,800
VII. OTHER LIABILITIES	V.16	306,983,800,062	174,024,936,482
1. Interests, fees payable		148,401,119,064	110,860,070,646
2. Deferred corporate income tax			
3. Accounts payable and other liabilities	V.16	157,299,206,463	59,845,154,796
4. Provision for other risks (for off-balance sheet contingencies and commitments)	V.16	1,283,474,535	3,319,711,040
<b>TOTAL LIABILITIES</b>		<b>9,735,592,706,007</b>	<b>8,753,036,413,794</b>
VIII. EQUITY AND FUNDS	V.17	1,469,766,145,393	1,431,609,363,150
1. Equity Capital		1,108,715,830,000	1,108,715,830,000
a. Chartered Capital		1,020,000,000,000	1,020,000,000,000
b. Basic construction investment fund			
c. Capital surplus		88,715,830,000	88,715,830,000
d. Treasury stocks			
e. Preferred stocks			
g. Other equity			
2. Funds of credit institutions		199,803,476,501	152,371,134,589
3. Exchange rate difference			
4. Difference upon revaluation of assets			
5. Undistributed profit/ Accumulated loss		161,246,838,892	170,522,398,561
<b>IX. MINORITY INTERESTS</b>			
<b>TOTAL LIABILITIES AND OWNERS' EQUITY</b>		<b>11,205,358,851,400</b>	<b>10,184,645,776,944</b>

SAIGON BANK FOR INDUSTRY AND TRADE  
 CONSOLIDATED BALANCE SHEET  
 As at December 31, 2008


OFF BALANCE SHEET ITEMS

Unit: VND

ITEMS	Notes	2008	2007
I. CONTINGENCIES	VIII.29	103,284,228,590	375,460,955,606
1. Guarantees for loans			
2. Letters of credit		61,022,761,765	214,563,250,341
3. Other guarantees		42,261,466,825	160,897,705,265
II. COMMITMENTS			
1. Customers funding			
2. Others			

HCMC, January 2<sup>nd</sup>, 2009

Prepared by



Chief Accountant



On Behalf of the General Director  
 Deputy General Director



NGUYEN THI MUOI

SAIGON BANK FOR INDUSTRY AND TRADE  
 CONSOLIDATED INCOME STATEMENT  
 For the fiscal year 2008

74

Unit: VND

ITEMS	Notes	2008	2007
1. Interest and similar income	VI.18	1,358,583,090,469	854,854,533,776
2. Interest and similar expense	VI.19	1,047,215,305,773	493,576,416,981
I. Net interest income		311,367,784,696	361,278,116,795
3. Income from services	VI.20	45,772,572,029	31,171,280,981
4. Expenses of services	VI.20	8,148,892,007	5,812,714,161
II. Net gain/loss from services		37,623,680,022	25,358,566,820
III. Net gain/loss from dealing in foreign currencies	VI.21	19,249,289,766	3,148,821,600
IV. Net gain/loss from dealing in trading securities	VI.22	(727,042,225)	
V. Net gain/loss from dealing in investment securities			
5. Income from other activities		60,937,211,565	24,232,313,186
6. Expenses of other activities		7,776,834,951	7,109,231,527
VI. Net gain/loss from other activities	VI.24	53,160,376,614	17,123,081,659
VII. Income from equity investments	VI.23	6,064,720,800	1,564,959,600
VIII. Operating expenses	VI.25	173,857,039,221	121,378,483,627
IX. Net operating income before provision for loan losses		252,881,770,452	287,095,062,847
X. Provision for loan losses		31,627,881,655	50,940,750,243
XI. Total profits before tax		221,253,888,797	236,154,312,604
7. Current corporate income tax expense		60,007,049,905	65,631,914,043
8. Deferred corporate income tax expense			
XII. Corporate income tax	VI.26	60,007,049,905	65,631,914,043
XIII. Profit after tax		161,246,838,892	170,522,398,561
XIV. Minority interest			
XV. Earnings per share		1,581	2,432

HCMC, January 2<sup>nd</sup>, 2009

Prepared by

Chief Accountant

On Behalf of the General Director  
Deputy General Director

NGUYEN THI MUOI

SAIGON BANK FOR INDUSTRY AND TRADE  
CONSOLIDATED STATEMENT OF CASH FLOWS (Indirect method)  
For the fiscal year 2008

Unit: VND

ITEMS	Notes	2008	2007
<b>CASH FLOWS FROM OPERATING ACTIVITIES</b>			
01. Profit before tax		221,253,888,797	236,154,312,604
Adjustments for:			
02. Depreciation and amortisation		23,513,072,559	17,455,694,535
03. Provisions for loan loss, devaluation and addition / (reversal) of investments in the year		31,627,881,655	50,940,750,243
04. Gain and fees receivable		(1,550,782,967,159)	(734,214,414,219)
05. Gain and fees payable		1,147,948,670,470	444,718,813,662
06. (Gain) / loss on disposal of fixed assets		(40,565,564)	(74,781,364)
07. (Gain) / loss from sales and disposal of investment properties			
08. (Gains) / loss on disposal of investments in other entities, dividend income, share of profit from investment contracts		(6,064,720,800)	(1,564,959,600)
09. Unrealized foreign exchange difference		(7,664,009,551)	(341,440,745)
10. Other adjustments			
Changes in operating assets and liabilities			
Changes in operating assets			
11. (Increase) / Decrease in cash, gold and loans to other credit institutions		34,500,000,000	(25,928,000,000)
12. (Increase) / Decrease in proceeds from securities trading activities		71,071,508,225	(239,487,900,000)
13. (Increase) / Decrease in financial derivatives and other financial assets			
14. (Increase) / Decrease in loans to customers		(552,818,452,745)	(2,511,380,650,357)
15. (Increase) / Decrease in interests, fees receivable		1,493,807,989,186	682,299,678,225
16. (Decrease) / Increase in provision for losses		(24,754,382,691)	(27,700,214,353)
17. Other (Increases) / Decreases in operating assets		(6,805,957,510)	(18,708,066,828)

SAIGON BANK FOR INDUSTRY AND TRADE  
 CONSOLIDATED STATEMENT OF CASH FLOWS (Indirect method)  
 For the fiscal year 2008

76

Unit: VND

ITEMS	Notes	2008	2007
Changes in operating liabilities			
18. Increase / (Decrease) in borrowings from Government and the SBV		(31,000,000,000)	(13,396,949,936)
19. Increase / (Decrease) in deposits and borrowings from other credit institutions		(52,474,650,670)	1,088,762,271,375
20. Increase / (Decrease) in deposits from customers (including State Treasury)		698,128,763,642	2,559,410,935,123
21. Increase / (Decrease) in other financial liabilities			
22. Increase / (Decrease) in trust funds and other borrowed funds		(18,054,057,854)	(4,782,200,000)
23. Increase / (Decrease) in issuance of valuable documents (excluding those being accounted to financing activities)		253,065,274,019	(205,314,656,455)
24. Increase / (Decrease) in interests, fees payable		(1,110,407,622,052)	(400,754,178,912)
25. Other Increases / (Decrease) in operating liabilities		49,604,612,401	5,883,466,730
Net cash flows from operating activities before income tax		663,654,274,358	901,977,509,728
26. Corporate income tax paid		(69,624,511,603)	(57,894,117,593)
27. Payment from funds of credit institutions		(18,289,258,149)	(9,352,531,494)
I. Net cash flows from operating activities		575,740,504,606	834,730,860,641
<b>CASH FLOW FROM INVESTING ACTIVITIES</b>			
01. Purchase of fixed assets		(123,148,042,786)	(104,656,356,802)
02. Proceeds on disposal of fixed assets		40,565,564	74,781,364
03. Proceeds from disposal of fixed assets			
04. Purchase of investment properties			
05. Proceeds from disposal of investment properties			
06. Payment for disposal of investment properties			
07. Investments in other entities		(90,011,660,000)	(11,250,000,000)
08. Proceeds from investment in other entities			
09. Dividend income and share of profit from long-term investments		6,064,720,800	1,564,959,600
II. Cash flows from investing activities		(207,054,416,422)	(114,266,615,838)




SAIGON BANK FOR INDUSTRY AND TRADE  
 CONSOLIDATED STATEMENT OF CASH FLOWS (Indirect method)  
 For the fiscal year 2008

Unit: VND

ITEMS	Notes	2008	2007
<b>CASH FLOW FROM FINANCING ACTIVITIES</b>			
01. Increase in share capital due to capital contribution and/or issuance of shares			419,460,830,000
02. Proceeds from issuance of valuable documents qualified to be accounted to owner's and other long-term loan capital			
03. Payment for valuable documents qualified to be accounted to capital owner's and other long-term loan capital			
04. Dividend paid to shareholders, shared profit		(157,280,692,444)	(81,332,083,402)
05. Payment for buying treasury shares			
06. Proceeds from selling treasury shares			
<b>III. CASH FLOWS FROM FINANCING ACTIVITIES</b>		<b>(157,280,692,444)</b>	<b>338,128,746,598</b>
<b>IV. NET CASH FLOWS</b>		<b>211,405,395,740</b>	<b>1,058,592,991,401</b>
<b>V. CASH AND CASH EQUIVALENTS AT THE BEGINNING OF THE YEAR</b>		<b>1,845,204,835,299</b>	<b>786,611,843,898</b>
<b>VI. ADJUSTMENTS FOR IMPACTS OF EXCHANGE RATE CHANGES</b>			
<b>VII. CASH AND CASH EQUIVALENTS AT THE YEAR END</b>		<b>2,056,610,231,039</b>	<b>1,845,204,835,299</b>
<b>CASH AND CASH EQUIVALENTS</b>			
- Cash, gold, silver, gemstones		130,948,677,220	107,819,216,457
Including deposits from Asset Management Company at Saigon Bank for Industry and Trade		4,924,912,971	4,857,012,467
- Deposits at the State Bank of Vietnam		543,766,590,063	518,877,663,087
- Deposits at other credit institutions		1,376,970,050,785	1,213,650,943,288
<b>NET CASH AND CASH EQUIVALENTS:</b>		<b>2,051,685,318,068</b>	<b>1,840,347,822,832</b>

HCMC, January 2<sup>nd</sup>, 2009

Prepared by



Chief Accountant



On Behalf of the General Director  
 Deputy General Director



NGUYEN THI MUOI

**SAIGON BANK FOR INDUSTRY AND TRADE**  
**NOTES TO THE CONSOLIDATED FINANCIAL STATEMENTS**  
 For the fiscal year ended December 31, 2008

78

Saigonbank Annual Report 2008

### I. BUSINESS HIGHLIGHTS OF CREDIT INSTITUTIONS

1. Establishment, operation, validity period:  
 Saigon Bank for Industry and Trade is established under license No 848/GP-UB dated July 26, 1993 issued by the People's Committee of Ho Chi Minh City and operates under license No 0034/NH-GP dated May 04, 1993 issued by the State Bank of Vietnam.

The initial chartered capital in the license:  
 VND 50,000,000,000.

In 2007, upon the approval of the State Bank of Vietnam, the Bank rises its chartered capital to VND 1,020,000,000,000 in accordance with the seventeenth amended business registration certificate No. 059074 issued by the Department of Planning and Investment of Ho Chi Minh City dated December 19, 2007, Public Stock Offering Certificate No. 201/UBCK-GCN issued by the State Securities Commission dated October 22, 2007 and Official letter No 608/NHNN-HCM2 issued by the State Bank of Vietnam - HCMC Branch dated February 02, 2007.

2. Structure of Ownership: Share capital

3. The head office:  
 Is located at 2C Pho Duc Chinh St., Dist. 1, HCMC.,

The Bank has 32 branches, 30 transaction offices, 01 point of sale and 01 savings counter.

Branches are opened in the Northern, Central, Southern regions and Highlands.

The Bank has a subsidiary named Asset Management Company.

4. Subsidiary:  
 Asset Management Company is established under license No 8104000033 dated December 24, 2001. The percentage of equity investments in the subsidiary is 100%.

5. Total employees: 1,297 people.

### II. ACCOUNTING PERIOD AND REPORTING CURRENCY:

1. Fiscal year: The fiscal year begins on 1 January and ends on 31 December annually.

2. Reporting currency: Vietnam Dong (VND).

### III. SIGNIFICANT ACCOUNTING PRINCIPLES AND STANDARDS APPLIED WITHIN THE BANK

Disclosure of compliance with Vietnamese Accounting Standards and International Accounting Standards:  
 The financial statements are prepared on accrual basis and in accordance with Vietnamese Accounting Standards.

The preparation also complies with the historical cost convention in accordance with Vietnamese Accounting Standards.

The fair value of tools, financial assets is determined only for the purpose of administration. According to prevailing regulations of Vietnam, differences between the original cost and the fair value should not be adjusted in the financial statements if they are unrealized.

Applicable accounting principles:  
 The Bank applies the accounting system applicable to credit institutions issued by the Governor of the State Bank of Vietnam in accordance with Decision No. 479/2004/QD-NHNN dated April 29, 2004 and Decision No. 29/2006/QD-NHNN dated July 10, 2006.

Consolidation: in compliance with Vietnamese Accounting Standard No 25 - Consolidated financial statements and accounting for investment in subsidiaries - which is adjusted so as to be in agreement with the Bank's operation on the following principles:

- Eliminating revenue, intercompany expenses,
- Eliminating intragroup transactions: deposits, invested capital...
- Items which are not identical are presented separately.

### IV. APPLICABLE ACCOUNTING POLICIES

1. Foreign currency translation:  
 Transactions denominated in foreign currencies are accounted as original currency.

When consolidating the financial statements in each branch and the whole bank, the exchange rate is ruled by the State Bank of Vietnam at the end of the month.

2. Principles for consolidating the financial statements:  
 The consolidated financial statements are formed from the financial statements of branches all over the country. Accordingly, the financial statements of transaction offices will be consolidated in those of branches. The financial statements of the whole bank are consolidated from those of the head office and branches.

Intragroup transactions are eliminated except for revenue and expenses of intragroup capital transfer when the consolidated financial statements are prepared. This is the regulation of Vietnam and so it may differ from jurisdictions other than Vietnam.

Investments of the Bank are stated at original costs.

3. Financial derivatives and provision for loan losses: According to prevailing regulations of Vietnam, derivative instruments on the Balance Sheet will not be offset when the accounts are prepared.

The Bank has not implemented self insurance transactions for derivative instruments.

4. Accounting for interest income, interest expenses and termination of interest accruals: Income and expenses are recorded on an accrual basis in compliance with Circular No 12/2006/TT-BTC dated December 21, 2006.

5. Fees and commissions income: The Bank fee is recorded when it is incurred. Expenses corresponding to the bank fee and commission are also similarly recorded. These expenses are recorded in the balance sheet and income statement when they are incurred.

6. Accounting for loans granted to customers: Short-term loans are those with a maturity date within one year, medium-term loans are those with a final maturity date between one and five years and long-term loans are those with a maturity date of more than five years.

Principles of loan classification and credit risk assessment are in accordance with Decision 1627/2001/QD-NHNN dated December 31, 2001, Decision 127/2005/QD-NHNN dated March 3, 2005 and Decision 783/2005/QD-NHNN dated May 31, 2005. Loans are classified in accordance with Decision 493/2005/QD-NHNN dated April 22, 2005 and Decision No. 18/2007/QD-NHNN dated April 25, 2007 issued by the State Bank of Vietnam. Loans are classified into five groups as follows:

- Group 1: Prime
- Group 2: Supervised
- Group 3: Sub-prime
- Group 4: Doubtful
- Group 5: Bad

Rules for provision for loan losses are made and written off bad loans in accordance with Decision No. 493/2005/QD-NHNN dated April 22, 2005 and Decision No. 18/2007/QD-NHNN dated April 25, 2007 issued by the Governor of the State Bank of Vietnam. Accordingly, specific provisions for loan losses are calculated as follows:

- Group 1: 0%
- Group 2: 5%
- Group 3: 20%
- Group 4: 50%
- Group 5: 100%

For the blocked debts awaiting resolution of the Government, the specific provision is made upon the financial capability of credit institutions.

In accordance with the Decision 493, a general provision is required to account for 0.75% of total value of debts from Group 1 to Group 4 and advances to customers and commitments.

7. Accounting for securities dealing and investing:

7.1 Securities dealing:  
- Principle for recognizing trading securities: Trading securities are recorded in accordance with Decision No 29/2006/QD-NHNN dated July 10, 2006. Trading securities are stated at actual cost of acquisition (original cost), including cost of acquisition plus (+) expenditures (if any).

- Method of assessing the decline in value and provision for decline in value of trading securities: in compliance with Circular No. 12/2006/TT-BTC issued by the Ministry of Finance on February 21, 2006.

7.2 Investment in securities:

- Principles for recognizing investing securities are stated at cost of acquisition.

- Post-acquisition interest income of debt securities is recognised in the consolidated income statement on an accrual basis.

- Method of assessing the decline in value and provision for decline in value of investment securities: in compliance with Circular No 12/2006/TT-BTC issued by the Ministry of Finance on February 21, 2006.

**SAIGON BANK FOR INDUSTRY AND TRADE**  
**NOTES TO THE CONSOLIDATED FINANCIAL STATEMENTS**  
 For the fiscal year ended December 31, 2008

80

Saigontbank Annual Report 2008

**8. Accounting for intangible fixed assets:**

Intangible fixed assets are stated at original cost. Intangible fixed assets are depreciated on the straight-line method. The depreciation rate is applied in compliance with Decision No 206/2003/QD-BTC dated December 12, 2003 issued by the Minister of Finance.

**9. Accounting for tangible fixed assets:**

Intangible fixed assets are stated at historical cost. Intangible fixed assets are depreciated on the straight-line method. The depreciation rate is in accordance with Decision No. 206/2003/QD-BTC dated December 12, 2003 issued by the Minister of Finance.

**10. Accounting for leasing assets:**

Operating leases: Leases where a significant portion of the risks and rewards attached to the ownership is retained by the lessor. Payments made under operating leases are charged to the income statement on a straight-line basis over the period of the lease.

Finance leases: Leases where the Bank has substantially bears all the risks and rewards of ownership. Finance leases are capitalised at the inception of the lease at the lower of the fair value of leased property or the present value of the minimum lease payments. Each lease payment is allocated between the liability and finance charges so as to achieve a constant rate on the finance balance outstanding. The corresponding rental obligations, net of finance charge, are included in long-term borrowings. The interest element of the finance cost is charged to the income statement over the lease period. The property, plant and equipment acquired under finance leases are depreciated over the shorter of the useful life of the asset or the lease term.

**11. Cash and cash equivalents:** includes cash on hand and cash in the State Bank of Vietnam.

Demand deposit and short term deposit at other credit institutions with the term less than 90 days are considered as cash equivalents when cash flows statement is prepared.

**12. Provisions, contingencies and undetermined assets:**

According to Decision No. 493/2005/QD-NHNN dated May 22, 2005 issued by the State Bank of Vietnam, a general provision is also required and should be equal to at least 0.75% of total value of debts and advances to customers and commitments. This level of provision must be obtained within 5 years since the effective date of this decision.

**13. Principle and method of recording current corporate income tax, deferred corporate income tax:**

Corporate income tax expense is recognised in the income statement based on current income tax and deferred income tax.

Current income tax is the amount of corporate income tax payable or recoverable in respect of the current year taxable profit and the current tax rates.

Deferred tax is provided using the balance sheet liability method, providing for temporary differences between the carrying amounts of assets and liabilities for financial reporting purposes and the amounts used for taxation purposes. The amount of deferred tax provided is based on the expected manner of realisation or settlement of the carrying amount of assets and liabilities using tax rates enacted or substantively enacted at the balance sheet date.

Deferred tax asset is recognised only to the extent that it is probable that future taxable profits will be available against which the asset can be utilised.

**14. Owners' equity:**

The business capital source is determined in accordance with the Bank's business registration certificate and the value of the actual equity contributions which is recorded in the accounting book.

SAIGON BANK FOR INDUSTRY AND TRADE  
 NOTES TO THE CONSOLIDATED FINANCIAL STATEMENTS  
 For the fiscal year ended December 31, 2008

V. ADDITIONAL INFORMATION FOR ITEMS PRESENTED IN THE BALANCE SHEET

Unit: VND

	Dec. 31, 2008	Dec. 31, 2007
<b>1. Cash, gold, silver, gemstones</b>		
Cash in VND	98,638,029,965	90,302,297,933
Cash in foreign currencies	32,310,307,715	17,463,903,464
Vouchers denominated in foreign currencies	339,540	53,015,060
Monetary gold		
Non-monetary gold		
Other metals, gemstones		
<b>Total</b>	<b>130,948,677,220</b>	<b>107,819,216,457</b>
<b>2. Deposits at the State Bank of Vietnam</b>		
<b>Total</b>	<b>543,766,590,063</b>	<b>518,877,663,087</b>
<b>3. Cash, gold at other credit institutions and loans granted to other credit institutions</b>		
<b>3.1 Deposits, gold at foreign credit institutions</b>		
Demand gold, deposits	102,106,950,785	93,313,943,291
Term gold, deposits	1,274,863,100,000	1,145,336,999,997
<b>Total</b>	<b>1,376,970,050,785</b>	<b>1,238,650,943,288</b>
<b>3.2 Loans granted to other credit institutions</b>		
VND	3,600,000,000	13,100,000,000
Provision for loan losses	(27,000,000)	(98,250,000)
<b>Total</b>	<b>3,573,000,000</b>	<b>13,001,750,000</b>
<b>Total cash, gold at other credit institutions and loans granted to other credit institutions</b>	<b>1,380,543,050,785</b>	<b>1,251,652,693,288</b>

SAIGON BANK FOR INDUSTRY AND TRADE  
 NOTES TO THE CONSOLIDATED FINANCIAL STATEMENTS  
 For the fiscal year ended December 31, 2008

82

Unit: VND

4. Loans granted to customers	Dec. 31, 2008	Dec. 31, 2007
Loans granted to local economic institutions, individuals	7,790,605,620,588	7,197,317,064,384
Commercial paper discount and valuable documents	49,463,377,340	71,095,080,799
Trust funds and other borrowed funds	73,307,450,000	95,145,850,000
Loans granted to foreign economic institutions, individuals	3,000,000,000	-
<b>Total</b>	<b>7,916,376,447,928</b>	<b>7,363,557,995,183</b>
Analysis by loan quality		
Prime	7,672,698,840,855	7,210,679,258,294
Supervised	188,965,360,833	121,790,228,589
Sub-prime	28,535,606,240	14,274,920,000
Doubtful	26,176,640,000	16,813,588,300
Bad		
<b>Total</b>	<b>7,916,376,447,928</b>	<b>7,363,557,995,183</b>
Analysis by loan term		
Short-term loans	5,233,192,895,376	5,258,243,472,065
Medium	1,543,269,310,431	1,473,817,157,714
Long-term loans	1,139,914,242,121	631,497,365,404
<b>Total</b>	<b>7,916,376,447,928</b>	<b>7,363,557,995,183</b>

SAIGON BANK FOR INDUSTRY AND TRADE  
 NOTES TO THE CONSOLIDATED FINANCIAL STATEMENTS  
 For the fiscal year ended December 31, 2008

Unit: VND million

Analysis by type of customer and form of business	Dec. 31, 2008	Dec. 31, 2007
Business institutions	4,955,337	4,188,715
Private limited liability company	2,291,205	2,628,826
State-owned enterprises under the central Government	7,082	18,895
Local state-owned enterprises	35,345	45,000
State-owned limited liability company	7,821	8,037
State-owned joint stock company	64,904	46,980
Other joint stock company	1,918,794	877,320
Partnerships		17,671
Sole-priority enterprise	567,313	494,148
Foreign-owned enterprises	16,432	19,672
Co-operatives	46,441	32,166
Individuals	2,961,039	3,174,843
Others		
Total	7,916,376	7,363,558

SAIGON BANK FOR INDUSTRY AND TRADE  
 NOTES TO THE CONSOLIDATED FINANCIAL STATEMENTS  
 For the fiscal year ended December 31, 2008

84

Unit: VND million

Analysis by industry	Dec. 31, 2008	Dec. 31, 2007
Agriculture and forestry	431,833	11,081
Fishery	3,123,478	185,617
Mining	54,471	2,657
Manufacturing and processing	501,194	82,213
Manufacturing and distributing gasoline, electricity	61,801	-
Construction	467,705	21,514
Motor repair	1,138,665	310,265
Hotels and restaurants	98,594	-
Warehousing, transportation and communication	302,162	65,572
Financing activities	33,371	-
Science and technology activities	16,182	-
Assets and consultant services	32,582	729
State management, defense - security	2,566	-
Training and education	4,416	-
Health and relief	8,446	6
Cultural, sport activities	4,351	-
Individual, public services	1,062,611	6,534,632
Services at households	566,761	149,154
Activities of foreign organizations	5,187	118
<b>Total</b>	<b>7,916,376</b>	<b>7,363,558</b>



SAIGON BANK FOR INDUSTRY AND TRADE  
 NOTES TO THE CONSOLIDATED FINANCIAL STATEMENTS  
 For the fiscal year ended December 31, 2008

Unit: VND

5. Provision for loan losses

	General	Specific
<u>Year 2008</u>		
Opening balance	58,649,617,368	7,713,114,753
Charge for the year	2,014,663,746	24,063,395,639
Utilisation during the year due to handling debts which must be recovered by provisions		(19,204,560,421)
Closing balance	60,664,281,114	12,571,949,971
<u>Year 2007</u>		
Opening balance	38,391,474,531	4,730,721,700
Charge for the year	20,258,142,837	28,261,796,053
Utilisation during the year due to handling debts which must be recovered by provisions		(25,279,403,000)
Closing balance	58,649,617,368	7,713,114,753

	Dec. 31, 2008	Dec. 31, 2007
6. Investment securities		
6.1. Available-for-sale		
a. Debt securities	-	973,608,225
- Debt securities issued by other local credit institutions		973,608,225
b. Equity securities	-	9,487,900,000
- Equity securities issued by other local credit institutions		9,487,900,000
c. Provision for decline in value of securities available for sale		
Total	-	10,461,508,225
6.2. Held-to-maturity		
- Government securities	452,700,000,000	513,310,000,000
- Debt securities issued by local credit institutions	20,000,000,000	20,000,000,000
- Provision for decline in value of securities held-to-maturity		
Total	472,700,000,000	533,310,000,000

SAIGON BANK FOR INDUSTRY AND TRADE  
 NOTES TO THE CONSOLIDATED FINANCIAL STATEMENTS  
 For the fiscal year ended December 31, 2008

86

Unit: VND

7. Equity investments, long term investments	Dec. 31, 2008	Dec. 31, 2007
Analysis of invested value by form of investment		
Investments in joint ventures		
Investments in associates		
Other long term investments	135,761,660,000	45,750,000,000
Provision for decline in value of long term investments		
<b>Total</b>	<b>135,761,660,000</b>	<b>45,750,000,000</b>

## List of important associates, joint venture companies

Name	Year 2008			Year 2007		
	Original costs	Current Value	Portion (%)	Original costs	Current Value	Portion (%)
Investments in credit institutions						
Gia Dinh Commercial JS Bank	54,261,660,000		5.43	32,250,000,000		7.25
Investments in other entities						
Ha Long Hotel	11,000,000,000		11	11,000,000,000		11
Vietnam National Financial Switching JSC	2,000,000,000		2.12	2,000,000,000		2.12
Saigonbank Berjaya Securities Joint Stock Company	33,000,000,000		11			
Saigon Beer Alcohol Beverage Corporation (SABECO)	35,000,000,000		0.08			
Guarantee Fund for Small and Medium Enterprises	500,000,000		1	500,000,000		

SAIGON BANK FOR INDUSTRY AND TRADE  
 NOTES TO THE CONSOLIDATED FINANCIAL STATEMENTS  
 For the fiscal year ended December 31, 2008

Unit: VND

8. Tangible fixed assets

- Increase, decrease of tangible fixed assets of year 2008

Assets	Buildings & Structures	Machinery equipment	Transportation Facilities	Others	Total
Original cost					
Opening balance	231,604,020,807	29,876,318,358	20,871,629,524	19,860,827,009	302,212,795,698
New purchase	58,300,076,058	16,081,354,778	15,274,937,742	4,351,245,533	94,007,614,111
Other decreases		155,872,979	2,385,437,154	33,448,657	2,574,758,790
Closing balance	289,904,096,865	45,801,800,157	33,761,130,112	24,178,623,885	393,645,651,019
Accumulated depreciation					
Opening balance	34,504,464,835	13,077,944,584	8,102,854,292	11,836,674,308	67,521,938,019
Charge for the year	8,560,196,820	6,703,920,041	6,447,836,709	3,096,979,699	24,808,933,269
Other decreases		166,862,044	1,908,047,811	33,448,657	2,108,358,512
Closing balance	43,064,661,655	19,615,002,581	12,642,643,190	14,900,205,350	90,222,512,776
Net book value					
Opening balance	197,099,555,972	16,798,373,774	12,768,775,232	8,024,152,701	234,690,857,679
Closing balance	246,839,435,210	26,186,797,576	21,118,486,922	9,278,418,535	303,423,138,243

SAIGON BANK FOR INDUSTRY AND TRADE  
NOTES TO THE CONSOLIDATED FINANCIAL STATEMENTS  
For the fiscal year ended December 31, 2008

88

Unit: VND

## 9. Intangible fixed assets

## - Increase, decrease of intangible fixed assets of year 2008

Assets	Computer software	Total
Original cost		
Opening balance	5,741,892,118	5,741,892,118
New purchase	26,746,043,015	26,746,043,015
Other decreases		-
Closing balance	32,487,935,133	32,487,935,133
Accumulated depreciation		
Opening balance	4,004,793,004	4,004,793,004
Charge for the year	690,399,681	690,399,681
Closing balance	4,695,192,685	4,695,192,685
Net book value		
Opening balance	1,737,099,114	1,737,099,114
Closing balance	27,792,742,448	27,792,742,448

## 10. Other long-term assets

	Dec. 31, 2008	Dec. 31, 2007
1. Purchase of fixed assets	95,539,766,998	87,951,217,626
2. Receivables	129,390,267,485	9,313,732,567
3. Provision for risks to other assets		
4. Other assets	3,733,206,828	2,134,482,820
Expenses awaiting allocation	3,028,442,311	1,704,504,710
Materials	568,022,750	429,978,110
Others	136,741,767	
Total	228,663,241,311	99,399,433,013
Intercompany receivables		
Total	129,390,267,485	9,313,732,567

SAIGON BANK FOR INDUSTRY AND TRADE  
 NOTES TO THE CONSOLIDATED FINANCIAL STATEMENTS  
 For the fiscal year ended December 31, 2008

Unit: VND

11. Borrowings from Government and State Bank of Vietnam	Dec. 31, 2008	Dec. 31, 2007
1. Borrowings from the State Bank of Vietnam	-	31,000,000,000
Borrowings by means of discounting, rediscounting valuable papers		31,000,000,000
2. Borrowings from the Ministry of Finance		
3. Others		
<b>Total</b>	-	31,000,000,000

12. Deposits, gold and borrowings from other credit institutions	Dec. 31, 2008	Dec. 31, 2007
12.1. Deposits, gold from other credit institutions		
a. Demand deposits, gold	10,084,366,878	20,181,817,548
b. Term deposits, gold	1,883,053,000,000	1,925,430,200,000
<b>Total</b>	1,893,137,366,878	1,945,612,017,548
12.2. Borrowings from other credit institutions		
<b>Total deposits, gold and borrowings from other credit institutions</b>	1,893,137,366,878	1,945,612,017,548

13. Deposits from customers	Dec. 31, 2008	Dec. 31, 2007
- Analysis by type		
Demand deposits, gold	1,013,885,504,535	1,546,048,475,641
Term deposits, gold	6,117,132,060,916	4,847,452,307,093
Deposits for special purposes	144,044,885	914,056,996
<b>Deposits</b>	33,552,806,766	72,238,714,234
<b>Total</b>	7,164,714,417,102	6,466,653,553,964

SAIGON BANK FOR INDUSTRY AND TRADE  
 NOTES TO THE CONSOLIDATED FINANCIAL STATEMENTS  
 For the fiscal year ended December 31, 2008

90

Unit: VND

14. Trust funds and other borrowed funds	Dec. 31, 2008	Dec. 31, 2007
VND	112,625,600,000	132,106,600,000
Gold, foreign currencies	1,426,942,146	
<b>Total</b>	<b>114,052,542,146</b>	<b>132,106,600,000</b>

15. Issuance of normal valuable documents	Dec. 31, 2008	Dec. 31, 2007
<b>Total</b>	<b>256,704,579,819</b>	<b>3,639,305,800</b>

16. Other liabilities	Dec. 31, 2008	Dec. 31, 2007
Intercompany payables	89,630,182,749	14,168,796,886
Payables to outsiders	67,669,023,714	45,676,357,910
Provision for other risks	1,283,474,535	3,319,711,040
<b>Total</b>	<b>158,582,680,998</b>	<b>63,164,865,836</b>

SAIGON BANK FOR INDUSTRY AND TRADE  
 NOTES TO THE CONSOLIDATED FINANCIAL STATEMENTS  
 For the fiscal year ended December 31, 2008

Unit: VND million

17. Capital and funds of credit institutions

17.1. Comparison schedule for changes in Owner's Equity

Items	Investment Reserve for		Capital supplementary	Other	Profit funds after tax	Total		
	Financial and reserve	Paid-in fund						
As at January 01, 2008	1,020,000	88,716	35,014	72,757	41,707	2,893	170,522	1,431,609
Additions								-
Capital additions								-
Premium due to additional issue								-
Dividends shared in the year 2007							(105,141)	(105,141)
Appropriation to reserves in the year 2007			8,526	16,003	17,052	24,141	(65,381)	341
Reserves charged in the year 2007							(18,289)	(18,289)
Dividends shared in the year 2007								-
Profit additions in the year 2008							161,246	161,246
As at December 31, 2008	1,020,000	88,716	43,540	88,760	58,759	8,745	161,246	1,469,766

17.2. Earning per share

	2008	2007
Profit or loss for determining earning per share	161,246,838,892	170,522,398,561
Weighted average number of ordinary shares in issue	102,000,000	70,103,496
Basic earning per share	1,581	2,432
Transactions of ordinary stocks or potential ordinary stocks occurred after the balance sheet date		

SAIGON BANK FOR INDUSTRY AND TRADE  
 NOTES TO THE CONSOLIDATED FINANCIAL STATEMENTS  
 For the fiscal year ended December 31, 2008

92

Unit: VND million

## 17.3. Details of share capital of credit institutions

	Year 2008			Year 2007		
	Total	Ordinary stock	Preferred stock	Total	Ordinary stock	Preferred stock
Invested capital of the State						
Paid-in capital (shareholders, members...)	1,020,000	1,020,000		1,020,000	1,020,000	
Capital surplus	88,716	88,716		88,716	88,716	
Treasury stock						
Total	1,108,716	1,108,716	-	1,108,716	1,108,716	-

## 17.4. Dividends

Dividends disclosed after the balance sheet date:

Dividends disclosed on ordinary stocks: 12% the stock's par value

Dividends disclosed on preferred stocks: not incurred.

Dividends of accumulated preferred stocks which have not been recorded: not incurred.

17.5. Stocks	Year 2008	Year 2007
Number of issued stocks	102,000,000	68,925,500
Number of stocks sold out to the public		33,074,500
Number of repurchased stocks		
Number of circulating stocks	102,000,000	102,000,000

\* Par value of circulating stocks: VND 10,000/stock.



SAIGON BANK FOR INDUSTRY AND TRADE  
 NOTES TO THE CONSOLIDATED FINANCIAL STATEMENTS  
 For the fiscal year ended December 31, 2008

VI. ADDITIONAL INFORMATION FOR ITEMS PRESENTED IN THE INCOME STATEMENT

Unit: VND

18. Interest income and similar incomes	Year 2008	Year 2007
Interest on deposits	51,912,378,312	66,965,068,250
On loans to customers	1,242,948,287,482	758,863,209,062
On debt securities trading and investment	63,263,643,383	29,024,782,217
Interest on finance leases	-	-
Other income from credit activities	458,781,292	1,474,247
Total	1,358,583,090,469	854,854,533,776
19. Interest and similar expense	Year 2008	Year 2007
On deposits	935,405,639,536	471,494,850,130
On borrowings	47,581,167,617	15,165,431,151
On issuance of valuable documents	54,251,911,823	4,986,866,927
On finance lease		
Other credit activities' expenses	9,976,586,797	1,929,268,773
Total	1,047,215,305,773	493,576,416,981
Net interest income	311,367,784,696	361,278,116,795

SAIGON BANK FOR INDUSTRY AND TRADE  
 NOTES TO THE CONSOLIDATED FINANCIAL STATEMENTS  
 For the fiscal year ended December 31, 2008

94

Unit: VND

20. Net gain / loss from services	Year 2008	Year 2007
Payment service	20,252,810,311	17,628,983,069
Guarantee service	2,180,618,221	1,687,976,568
Treasury service	351,491,014	28,294,809
Discount service	5,325,492,948	6,438,410,110
Other services	17,662,159,535	5,387,616,425
<b>Total</b>	<b>45,772,572,029</b>	<b>31,171,280,981</b>
	Year 2008	Year 2007
Settlement service	3,519,000,578	2,551,421,155
Post office and telecommunication fee	3,405,476,769	2,393,849,274
Treasury service	1,138,594,458	835,605,532
Consultancy service	49,900,000	18,351,818
Other services	35,920,202	13,486,382
<b>Total</b>	<b>8,148,892,007</b>	<b>5,812,714,161</b>
<b>Net/loss gain from services</b>	<b>37,623,680,022</b>	<b>25,358,566,820</b>
	Year 2008	Year 2007
21. Net gain/loss from dealing in foreign currencies		
Gains from dealing in foreign currencies	23,807,864,450	3,316,451,927
Expenses of dealing in foreign currencies	4,558,574,684	167,630,327
<b>Net gain/loss from dealing in foreign currencies</b>	<b>19,249,289,766</b>	<b>3,148,821,600</b>

SAIGON BANK FOR INDUSTRY AND TRADE  
 NOTES TO THE CONSOLIDATED FINANCIAL STATEMENTS  
 For the fiscal year ended December 31, 2008

Unit: VND

22. Net gain/loss from dealing in trading securities	Year 2008	Year 2007
Gain from dealing in trading securities	67,500,000	
Expenses of dealing in trading securities	794,542,225	
Provision for decline in value of trading securities		
<b>Total</b>	<b>(727,042,225)</b>	-

23. Income from capital contribution and purchase of shares	Year 2008	Year 2007
Dividends received from capital contribution, purchase of share	6,064,720,800	1,564,959,600
<b>Total</b>	<b>6,064,720,800</b>	<b>1,564,959,600</b>

24. Net gain/loss from other operating income	Year 2008	Year 2007
Income from other operating activities	60,937,211,565	24,232,313,186
Expenses of other operating activities	7,776,834,951	7,109,231,527
<b>Total</b>	<b>53,160,376,614</b>	<b>17,123,081,659</b>

25. Operating expenses	Year 2008	Year 2007
1. Tax, duties and fees	1,974,083,545	905,863,075
2. Expenses for employees	96,148,747,650	59,300,726,490
3. Assets	39,550,489,076	31,901,294,040
4. Expense of mission management	29,907,637,353	25,091,842,936
5 Insurance fee for safeguarding customers' deposits	6,276,081,597	4,178,757,086
6. Provisions		
7. Other expenses		
<b>Total</b>	<b>173,857,039,221</b>	<b>121,378,483,627</b>

SAIGON BANK FOR INDUSTRY AND TRADE  
 NOTES TO THE CONSOLIDATED FINANCIAL STATEMENTS  
 For the fiscal year ended December 31, 2008

96

Unit: VND

26. Corporate income tax		
26.1. Current corporate income tax		
1. Profit before tax	221,253,888,797	236,154,312,604
Adjustments:		
Less income exempted from corporate income tax:		
Income from joint ventures, purchase of share	6,389,044,933	1,754,619,591
Interest income from consolidating joint ventures, associates by equity method	6,064,720,800	1,564,959,600
Interest income from Government bond for constructing the country	324,324,133	189,659,991
2. Taxable income	214,864,843,864	234,399,693,013
3. Current corporate income tax on the taxable income	60,007,049,905	65,631,914,043
Adjusting corporate income tax of the previous year to that of the current year		
4. Total current corporate income tax	60,007,049,905	65,631,914,043
Corporate income tax paid	67,273,547,884	57,894,117,593
Adjusting corporate income tax of the previous year		
5. Corporate income tax payable at the end of period	22,122,259,124	31,739,720,822
26.2. Deferred corporate income tax	-	-

SAIGON BANK FOR INDUSTRY AND TRADE  
 NOTES TO THE CONSOLIDATED FINANCIAL STATEMENTS  
 For the fiscal year ended December 31, 2008

VII. ADDITIONAL INFORMATION FOR ITEMS PRESENTED IN THE STATEMENT OF CASH FLOWS

Unit: VND

	Dec. 31, 2008	Dec. 31, 2007
27. Cash and cash equivalents		
Cash and cash equivalents on hand	130,948,677,220	107,819,216,457
Deposits at State Bank of Vietnam	543,766,590,063	518,877,663,087
Cash, gold at other credit institutions	1,376,970,050,785	1,213,650,943,288
Security with recoverable period or maturity within 3 months from purchase date		
Total	2,051,685,318,068	1,840,347,822,832

VIII. OTHER INFORMATION

	Dec. 31, 2008	Dec. 31, 2007
28. Contingencies and commitments		
Items		
I. Payment guarantees	28,754,255,271	147,576,325,987
II. Performance guarantees	20,714,257,039	24,874,135,361
III. Bidding guarantees	4,285,839,400	3,942,578,372
IV. Letters of credit	70,750,757,682	241,433,172,438
V. Other guarantees	7,259,728,098	24,801,926,474

SAIGON BANK FOR INDUSTRY AND TRADE  
NOTES TO THE CONSOLIDATED FINANCIAL STATEMENTS  
For the fiscal year ended December 31, 2008

98

## IX. FINANCIAL RISKS MANAGEMENT

Unit: VND million

## 29. Market risks

## 29.1. Interest rate risk

Items	Not influenced by interest rate	Up to 1 month	1-3 months	3-12 months	1-5 years	more than 5 years	Total
<b>Assets</b>							
I. Cash, gold, silver & gemstones	130,949						130,949
II. Deposits at the State Bank of Vietnam		543,767					543,767
III. Deposits at other credit institutions and loans granted to other credit institutions		1,376,970	3,600				1,380,570
IV. Trading securities							-
V. Financial derivatives and other financial assets							-
VI. Loans granted to customers		77,796	90,960	5,064,437	1,543,269	1,139,914	7,916,376
VII. Investment securities					452,700	20,000	472,700
VIII. Equity and long term investments						135,762	135,762
IX. Fixed assets and investment properties						331,216	331,216
X. Other long term assets	365,972						365,972
<b>Total assets</b>	<b>496,921</b>	<b>1,998,533</b>	<b>94,560</b>	<b>5,064,437</b>	<b>1,995,969</b>	<b>1,626,892</b>	<b>11,277,312</b>
<b>Liabilities</b>							
I. Deposits and borrowings from other credit institutions		1,410,134	351,879	131,124			1,893,137
II. Deposits from customers		2,704,626	3,007,701	1,010,231	442,156		7,164,714
III. Financial derivatives and other financial liabilities							-
IV. Trust funds and other borrowed funds					107,803	6,250	114,053
V. Issuance of valuable documents		221,925	34,780				256,705
VI. Other liabilities	306,984						306,984
<b>Total liabilities</b>	<b>306,984</b>	<b>4,336,685</b>	<b>3,394,360</b>	<b>1,141,355</b>	<b>549,959</b>	<b>6,250</b>	<b>9,735,593</b>

SAIGON BANK FOR INDUSTRY AND TRADE  
 NOTES TO THE CONSOLIDATED FINANCIAL STATEMENTS  
 For the fiscal year ended December 31, 2008

Unit: VND million

29.2. Currency risk

Items	EUR translated	USD translated	Value of gold translated	Other currencies translated	Total
<b>Assets</b>					
I. Cash, gold, silver and gemstones	1,152	30,703		453	32,308
II. Deposits at the State Bank of Vietnam		48,718		-	48,718
III. Deposits at other credit institutions and loans granted to other credit institutions	6,858	262,936		2,891	272,685
IV. Trading securities					-
V. Financial derivatives & other financial assets					-
VI. Loans granted to customers	1,937	451,148			453,085
VII. Investment securities					-
VIII. Equity and long term investments					-
IX. Fixed assets and investment properties					-
X. Other long term assets		11,240			11,240
<b>Total assets</b>	<b>9,947</b>	<b>804,745</b>	<b>-</b>	<b>3,344</b>	<b>818,036</b>
<b>Liabilities and owners' equity</b>					
I. Deposits and borrowings from other credit institutions	122	981		-	1,103
II. Deposits from customers	7,120	729,945		700	737,765
III. Financial derivatives and other financial liabilities					-
IV. Trust funds and other borrowed funds		1,427			1,427
V. Issuance of valuable documents					-
VI. Other liabilities	2,705	72,392		2,644	77,741
VII. Equity and funds					
<b>Total liabilities and owners' equity</b>	<b>9,947</b>	<b>804,745</b>	<b>-</b>	<b>3,344</b>	<b>818,036</b>
Position of currencies in balance sheet					
Position of off balance sheet currencies					
Position of in & off balance sheet currencies					

SAIGON BANK FOR INDUSTRY AND TRADE  
 NOTES TO THE CONSOLIDATED FINANCIAL STATEMENTS  
 For the fiscal year ended December 31, 2008

100

Unit: VND million

## 29.3. Liquidity risks

Items	Uninfluenced by term	Up to 1 month	1-3 months	3-12 months	1-5 years	more than 5 years	Total
<b>Assets</b>							
I. Cash, gold, silver & gemstones	130,949						130,949
II. Deposits at the State Bank of Vietnam		543,767					543,767
III. Deposits at other credit institutions and loans granted to other credit institutions		1,376,970	3,600				1,380,570
IV. Trading securities							-
V. Financial derivatives and other financial assets							-
VI. Loans granted to customers		647,405	771,708	3,952,311	1,480,025	1,064,927	7,916,376
VII. Investment securities				30,000	422,700	20,000	472,700
VIII. Equity and long term investments						135,762	135,762
IX. Fixed assets and investment properties						331,216	331,216
X. Other long term assets	365,972						365,972
<b>Total assets</b>	<b>496,921</b>	<b>2,568,142</b>	<b>775,308</b>	<b>3,982,311</b>	<b>1,902,725</b>	<b>1,551,905</b>	<b>11,277,312</b>




SAIGON BANK FOR INDUSTRY AND TRADE  
 NOTES TO THE CONSOLIDATED FINANCIAL STATEMENTS  
 For the fiscal year ended December 31, 2008

Unit: VND million

Items	Uninfluenced by term	Up to 1 month	1-3 months	3-12 months	1-5 years	more than 5 years	Total
<b>Liabilities</b>							
I. Deposits and borrowings from other credit institutions		1,761,824	131,313				1,893,137
II. Deposits from customers		3,649,312	2,492,074	624,744	398,584		7,164,714
III. Financial derivatives and other financial liabilities							-
IV. Trust funds and other borrowed funds		1,006	3,176	50,460	53,245	6,166	114,053
V. Issuance of valuable documents		221,925	34,780				256,705
VI. Other liabilities		306,984					306,984
<b>Total liabilities</b>	-	5,941,051	2,661,343	675,204	451,829	6,166	9,735,593
Difference of net liquidity	496,921	(3,372,909)	(1,886,035)	3,307,107	1,450,896	1,545,739	1,541,719

HCMC, January 2<sup>nd</sup>, 2009

Prepared by



Chief Accountant



On Behalf of the General Director  
 Deputy General Director



NGUYEN THI MUOI

