

No: 37 /CNVL
Re: Annual report
year 2024

Vinh Long, April 08, 2025

**DISCLOSURE OF INFORMATION ON STATE SECURITIES COMMISSION
OF VIETNAM PORTAL**

To: State Securities Commission

Company Name: **Vinh Long Water Supply Joint Stock Company**

Head Office Address: No. 02 Hung Dao Vuong Street, Ward 1, Vinh Long City, Vinh Long Province

Telephone: 0270.3822583

Fax: 0270.3829432

Person Disclosing Information: Dang Tan Chien

Address: No. 59/1 Pham Thai Buong Street, Ward 4, Vinh Long City, Vinh Long Province

Telephone (Mobile, Office, Home): 0916804444 - 02703.822583

Fax: 0270.3829432

Type of Information Disclosure: ☐ 24hours ☐ 72hours ☐ Upon Request ☐ Extraordinary
☒ Periodic

Content of Information Disclosure: **Annual report year 2024**

This information has been disclosed on the company's website: www.capnuocvl.com.vn.

We hereby certify that the information disclosed above is truthful and we assume full responsibility before the law for the content of the disclosed information.

Recipients: *[Signature]*

- As above
- Company Website
- Archives;

**AUTHORIZED DISCLOSURE
REPRESENTATIVE**

Legal Representative

(Signed, full name, and stamped)



DANG TAN CHIEN

**VINH LONG WATER SUPPLY
JOINT STOCK COMPANY**

THE SOCIALIST REPUBLIC OF VIETNAM
Independence - Freedom – Happiness

No: 35./BC-CNVL

Vinh Long, April 08, 2025

ANNUAL REPORT YEAR 2024

To:

- The State Securities Commission
- Ha Noi Stock Exchange.

I. GENERAL INFORMATION

1. General information:

- Trading Name: Vinh Long Water Supply Joint Stock Company
- Business Registration Certificate No: 1500174831
- Charter capital: 289,000,000,000 VND
- Owner's Capital: 289,000,000,000 VND
- Address: No. 02 Hung Dao Vuong, Ward 1, Vinh Long City, Vinh Long Province
- Telephone: (0270) 382 2583
- Fax: (0270) 382 9432
- Website: www.capnuocvl.com.vn
- Securities code: VLW
- Establishment and development process:

Vinh Long Water Supply Joint Stock Company was established in 1936, initially named Hung Dao Vuong Water Plant with a capacity of 1,200 m³/day and night. The plant was established to provide water for domestic use to residents in Vinh Long Town.

In 1957, the plant was renovated and expanded, increasing its capacity to 2,400 m³/day and night.

In 1960, the plant underwent further construction, raising its capacity to 4,800 m³/day and night.

After 1975, Cuu Long Water Supply Company was formed by taking over the water supply systems left by Vinh Long Water Supply Department, including: Vinh Long Town Water Supply System with two water plants, Hung Dao Vuong Water Plant and Cau Vong Water Plant, and centralized water supply systems in Vung Liem, Tra On, and Binh Minh districts. The total capacity of the entire system was 6,500 m³/day and night.

On 04/07/1992, Vinh Long Provincial People's Committee issued Decision No. 216/QD-UBT establishing Vinh Long Urban Works Company, supplementing its functions, tasks, and business lines, including housing development, sidewalks, parks, and drainage.

On 12/06/1995, Vinh Long Provincial People's Committee issued Decision No. 773/QD-UBT to change the name of Vinh Long Urban Works Company to Vinh Long Provincial Water Supply Company with the main functions and tasks of producing and trading clean water; constructing technical infrastructure works; investing, constructing, and trading water supply projects.

On 19/02/2008, Vinh Long Provincial People's Committee issued Decision No. 295/QD-UBT approving the plan to convert Vinh Long Provincial Water Supply Company into Vinh Long



Water Supply One Member Limited Liability Company with the main business lines of producing and trading clean water and bottled drinking water; construction consultancy; design, supervision, and project management of technical infrastructure works; construction of technical infrastructure works; investing, constructing, and trading water supply projects.

Implementing the policy of equitizing state-owned enterprises, on 13/03/2015, Vinh Long Provincial People's Committee issued Decision No. 378/QD-UBND on equitizing 100% state-owned enterprises in Vinh Long province, period 2014 – 2015.

On 26/02/2016, Vinh Long Provincial People's Committee issued Decision No. 401/QD-UBND approving the equitization plan of Vinh Long Water Supply One Member Limited Liability Company.

On 12/06/2016, Vinh Long Provincial People's Committee issued Decision No. 1058/QD-UBND on adjusting the equitization plan.

On 31/05/2016, the Company was granted a Business Registration Certificate by the Department of Planning and Investment of Vinh Long Province, officially commencing operations as a Joint Stock Company.

On 29/09/2016, the Company was recognized as a Public Company by the State Securities Commission.

On 23/12/2016, the Vinh Long Provincial People's Committee issued Decision No. 3090/QD-UBND regarding the approval of the enterprise value, the audited Financial Statements, and the submission of the state capital difference to the Enterprise Arrangement and Development Support Fund at the time of official conversion to a Joint Stock Company.

On 20/01/2017, the Vietnam Securities Depository (VSD) issued Securities Registration Certificate No. 29/2017/GCNCP-VSD, with the number of registered shares being 28,900,000 shares.

On 10/07/2017, the Hanoi Stock Exchange issued Decision No. 518/QD-SGDHN on approving the registration for trading of shares of Vinh Long Water Supply Joint Stock Company; on 17/07/2017, VLW shares of Vinh Long Water Supply Joint Stock Company officially traded on the Hanoi Stock Exchange.

On 17/01/2018, the Vinh Long Provincial People's Committee issued Decision No. 92/QD-UBND on the divestment of state capital at Vinh Long Water Supply Joint Stock Company.

On 21/05/2019, the Vinh Long Provincial People's Committee issued Decision No. 1177/QD-UBND approving the divestment costs and the value of the shares sold after deducting costs related to the transfer of capital at Vinh Long Water Supply Joint Stock Company.

2. Business lines and locations of the business:

Business lines: Production and trading of clean water; Production of bottled drinking water; Trading of bottled drinking water; Construction of technical infrastructure works; Investment and construction of water supply projects; Trading of water supply projects; Consulting services, design, supervision, project management of technical infrastructure works; Trading of specialized water equipment and materials.

Location of business: Vinh Long City, Long Ho District, Vung Liem District, Tam Binh District, Tra On District, and Hoa Phu Industrial Park.

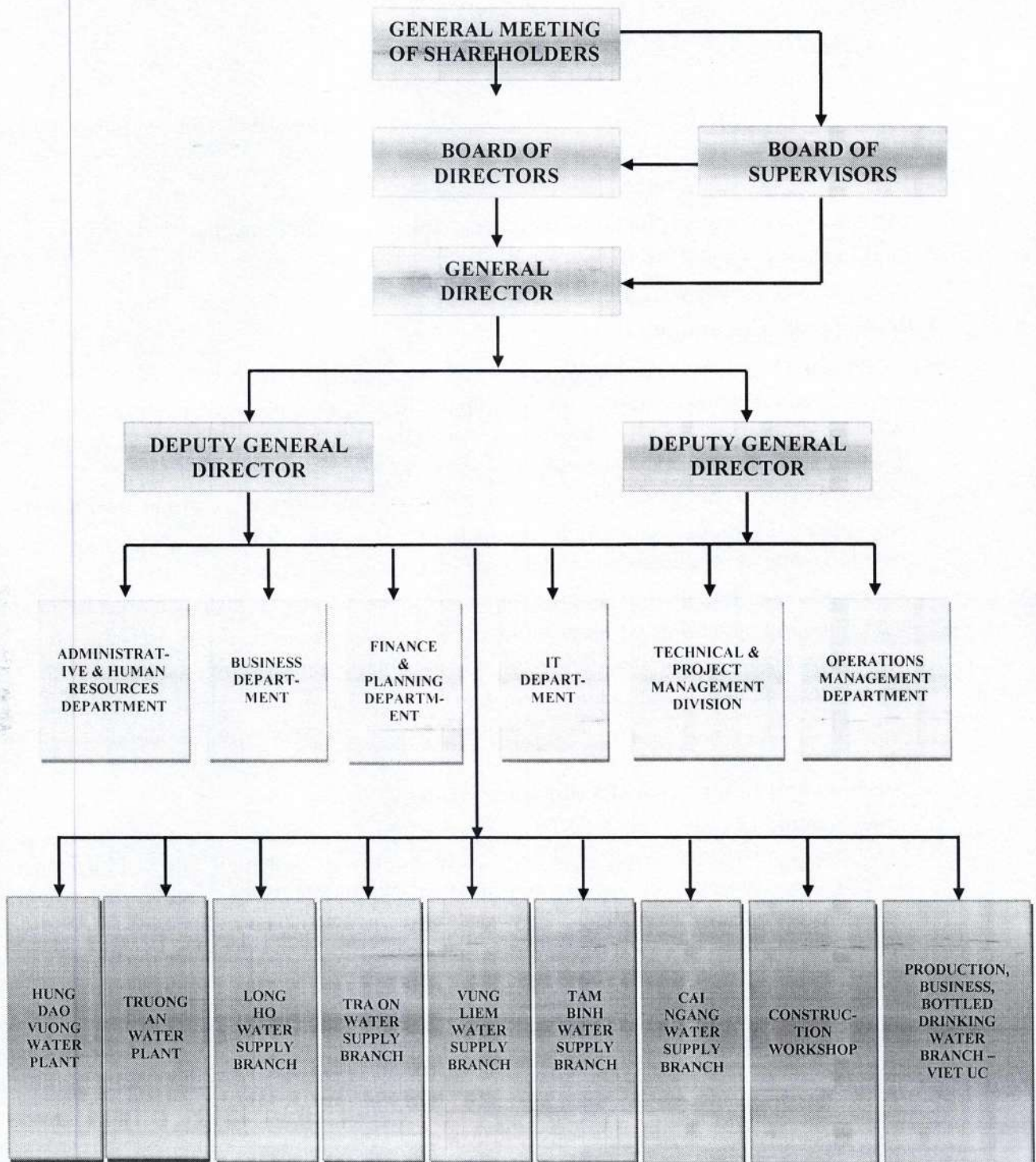
3. Information about governance model, business organization and managerial apparatus

3.1 Governance Model:

- General Meeting of Shareholders
- Board of Directors
- Board of Supervisors
- General Director

- The legal representative is the Chairman of the Board of Directors

3.2 Management structure:



3.3 Subsidiaries, associated companies:

- ♦ *Mekong Water and Environment Corporation*

Address: No. 93 Dinh Tien Hoang Street, Ward 8, Vinh Long City, Vinh Long

Telephone: 0270.3822074

Business Registration Certificate: 1500590493 - date of issue: 04/05/2009; amended for the first time on Date 31/10/2014

Main business lines: Exploitation, treatment, and supply of clean water

Paid-in Charter capital: 9,000,000,000 VND

Percentage held by VWACO: 20% Charter capital

♦ *Binh Tan Water Supply And Environment Corporation*

Address: No. 3530 Thanh Phu Hamlet, Thanh Loi Commune, Binh Tan District, Vinh Long

Telephone: 0270.3753 368

Business Registration Certificate: 1501012456 - date of issue: 22/10/2014

Main business lines: Exploitation, treatment, and supply of clean water

Paid-in Charter capital: 20,000,000,000 VND

Percentage held by VWACO: 25% Charter capital

4. Development orientation

4.1 Main objectives of the Company.

Develop an investment strategy for developing the water supply system, expanding the market, and formulating concrete solutions to implement the company's development strategy, gradually leading the company towards sustainable development and growth.

Ensure product selling prices are calculated correctly and fully in accordance with regulations.

Implement the multi-sector, multi-occupation policy. The company focuses on research to develop some new business lines that bring high economic efficiency.

Focus on expanding the service area and seeking new partners to increase revenue and profits.

Continue implementing the project to reduce the Percentage of water loss and revenue loss.

Invest in equipping machinery and equipment for production towards modernization.

Mobilize all capital sources from organizations to invest in and upgrade modern and advanced equipment and technology to improve management efficiency and production and business activities.

4.2 Medium and Long-Term Development Strategy.

Implementing Decision No. 2502/QĐ-TTg dated 2016-12-22 on "Approving the Development Orientation of Urban and Industrial Zone Water Supply in Vietnam to 2025 and Vision to 2050" and to meet the socio-economic development requirements of Vinh Long province, the Company continues to orient the development of urban water supply services in Vinh Long province in stages as follows:

● Vision to 2025

The Percentage of clean water supply service coverage from the centralized water supply system in urban areas reaches 100%, with an average water supply standard of 120 liters/person/day and night, water quality meets prescribed standards; industrial zones are fully supplied with water according to pressure and flow requirements.

The Percentage of urban water supply systems that develop and implement safe water supply plans reaches 75%; the Percentage of clean water loss and leakage in urban areas is below 15%; continuous water supply service, sufficient pressure 24 hours a day.

Effectively respond to the increasingly serious saltwater intrusion situation.

● Vision to 2030-2050

Meet all needs and ensure safe water supply for domestic and production activities of urban areas, concentrated residential areas, and industrial zones.

Actively contribute to ensuring clean water security.

The sustainable development goals (environmental, social, and community) and the Company's related short-term and medium-term key programs.

5. Risks:

5.1. Economic Risks

The stability and strength of the domestic and global economy are extremely important and necessary conditions for the implementation of the Company's economic objectives as well as the development of the industry and the region.

Because clean water is classified as an essential commodity, closely linked to the country's development process and always on the Government's list of encouraged investment development. However, unusual fluctuations in the world and domestic economies in recent times such as fluctuations in gasoline prices, electricity prices, input material prices, and the monetary and financial situation have somewhat affected the Company's production and business activities.

5.2 Price Risks

The specific characteristic of the water supply industry is that it is a public utility service and is subject to State price control. Therefore, the selling price of clean water is regulated by the Provincial People's Committee; the Company is not allowed to actively adjust it when there are major fluctuations in input production factors that increase the cost of products. The company must develop a plan, submit it to the competent authorities for appraisal, and obtain opinions from those affected by the water price adjustment. Therefore, the clean water selling price will not be adjusted in a timely manner.

Thus, the Company bears a substantial price risk if it fails to control the percentage of water loss, the cost of production materials, management expenses, investment costs, and operating costs of the pipe network system, leading to a significant risk of increased expenses and decreased profits.

5.3 Input Material Production Risks

The Company's primary input material source is surface water extracted directly from the Tien and Hau rivers. However, due to Vinh Long province's location downstream of the Mekong River, it is annually affected by climate change, resulting in saltwater intrusion into the raw water source. Furthermore, escalating environmental pollution from agricultural and industrial production poses a considerable challenge for the Company in securing clean water for production.

5.4 Water Loss Percentage Risk

The water loss percentage remains a paramount concern. Water leaks are categorized into two main types: visible leaks (water spills on the ground) and invisible leaks (water flowing underground, into drainage systems, canals, and streams). This makes controlling water loss challenging. Compared to other provinces in the same region and nationwide, Vinh Long's water loss percentage consistently falls within the average range. This is attributable to the aging water supply pipeline systems in many urban areas, with several pipelines exceeding 30 years of use, and a widespread distribution network making leak detection difficult. Additionally, a segment of the population lacks adherence to water usage regulations and engages in fraudulent practices, leading to clean water loss.

5.5 Legal Risks

Adherence to legal regulations is a paramount criterion and guiding principle for the Company's operations. Given the specific nature of a joint-stock company operating in the water supply sector, the Company's activities are governed by the Enterprise Law, Securities Law, Tax Law, Water Resources Law, Environmental Protection Law, and other relevant regulations and standards regarding water safety and quality. However, due to the ongoing development of

Vietnam's legal system and management mechanisms, legal risks persist, necessitating the Company's proactive engagement in researching and promptly updating legal regulations for appropriate application and mitigating potential risks that could impact business operations.

5.6 Environmental, Natural Disaster, and Epidemic Risks

The Company's production and business activities are also subject to risks associated with climate change and prolonged saltwater intrusion, impacting the stability and safety of production and customer demand. These risks have directly or indirectly affected production and business operations. Moreover, the Company prioritizes preventative measures and develops response strategies for other unforeseen risks to minimize losses and ensure the safety of personnel, assets, and operations.

II. OPERATIONS IN THE YEAR

1. Situation of production and business operations

No.	Criteria	Unit	2023 Actual	2024 Plan	2024 Actual	FY 24/Plan 24	FY 24/FY 23
1	Consumed clean water output	m ³	18,720,136	18,650,000	19,087,583	102.35%	101.96%
2	Total revenue and other income	Million/VND	213,793	214,329	219,456	102.39%	102.65%
	<i>Of which, clean water revenue</i>	Million/VND	<i>172,025</i>	<i>172,221</i>	<i>176,949</i>	<i>102.75%</i>	<i>102.86%</i>
3	Profit before corporate income tax	Million/VND	87,767	87,859	89,147	101.47%	101.57%
	<i>Including clean water profit</i>	Million/VND	<i>60,569</i>	<i>63,844</i>	<i>63,357</i>	<i>99.24%</i>	<i>104.60%</i>
4	Profit after corporate income tax	Million/VND	80,924	71,666	73,100	102.00%	90.33%
5	State budget payment	Million/VND	19,957	26,376	26,604	100.86%	133.30%
6	Percentage of Profit after tax / Charter capital	%	28.00%	24.80%	25.29%	102.00%	90.33%
7	Charter capital	VND	289,000	289,000	289,000	100.00%	100.00%

1.1 Supplied Water Output:

The primary mission of the Company is to provide safe, continuous, and quality-assured water supply, effectively serving the production, business, and domestic needs of the population in the province's urban areas.

The supplied water output in 2024 reached 19,087,583 m³, equivalent to 102.35% of the 2024 plan and 101.96% compared to the 2023 performance.

1.2 Water revenue:

Water revenue is recorded monthly in accordance with current law.

The selling price of clean water products is applied to each water user group in accordance with the provincial People's Committee's decision and relevant legal regulations.

Implementing the program to improve customer service quality, the Company has proactively contacted banks and collection agencies to implement cashless water bill collection in accordance with the Prime Minister's direction. Expanding payment channels has created

convenience for customers as well as increased the collection Percentage, reducing risks for the unit's collection work. Thanks to strict management measures for water revenue, with great efforts from the leadership and the company's employees, the collection work has always been effective, and the actual collection Percentage has always been high.

1.3 Percentage of households supplied with clean water:

With the task of supplying clean water in the province's urban areas, we recognize this as a crucial task. Faced with the assigned task, the Company has been decisive in implementing it through various measures. Implementing water supply network development projects, focusing on completing construction, quickly putting them into use, prioritizing the installation of water meters so that people have clean water to use. With determination, direction of implementation through various measures of the leaders, along with the efforts of the company's staff and workers, the Company has successfully completed the assigned task.

The Percentage of urban households supplied with clean water in the service area averaged 99.5%, with an average actual water volume of 105 liters/person/day.

1.4 Water loss Percentage:

The work of monitoring and closely managing the water supply network has also been given more attention, and leaks in the network have been promptly and quickly addressed. Major leakages caused by prolonged infrastructure construction projects in the province have been promptly handled by the Company, strengthening measures to closely manage water meter readings at customer households, helping to minimize water loss. Therefore, the company's water loss Percentage in 2024 has been reduced to 15.10%, achieving the target of the national program on water loss prevention.

2. Organization and Personnel

2.1 List of the Board of Management (General Director, Deputy General Directors, Chief Accountant)

Mr. Nguyen Quoc Dat

Position:	Deputy General Director
Gender:	Male
Date of Birth:	1970
Identity Card Number:	086070011933
Date of Issue: 18/11/2021	Place of Issue: Department of Social Order Administrative Management Police
Place of Origin:	Hau Loc Commune, Tam Binh District, Vinh Long Province
Permanent Address:	94/9 Le Thai To Street, Ward 2, Vinh Long City, Vinh Long Province
Educational Qualification:	12/12
Qualification:	Urban Engineer, Master of Business Administration
Number of shares held, representing	7,700 corresponding to 0.027% of charter capital
+ Personal ownership	7,700 corresponding to 0.027% of charter capital
+Representative ownership	None

Mr. Luong Minh Triet

Position:	Deputy General Director
Gender:	Male
Date of Birth:	02/10/1968
Identity Card Number:	086068000384
Date of Issue: 25/03/2021	Place of Issue: Department of Social Order Administrative Management Police
Place of Origin:	Tan Loc Commune, Tam Binh District, Vinh Long Province
Permanent Address:	36 Ngo Quyen, Ward 2, Vinh Long City, Vinh Long Province
Educational Qualification:	12/12
Qualification:	Bachelor of Economics, Master of Accounting
Number of shares held, representing	15,000 corresponding to 0.0519% of charter capital
+ Personal Ownership	15,000 corresponding to 0.0519% of charter capital
+Representative ownership	None

Mr. Le Van Thang

Position:	Chief Accountant
Gender:	Male
Date of Birth:	06/01/1974
Identity Card Number:	086074000415
Date of Issue: 25/03/2021	Place of Issue: Department of Social Order Administrative Management Police
Place of Origin:	Tan An Luong Commune, Vung Liem District, Vinh Long Province
Permanent Address:	827 Vinh Hoa, Tan Ngai, Vinh Long City, Vinh Long
Educational Qualification:	12/12
Qualification:	Bachelor of Economics, Master of Business Administration
Number of shares held, representing	14,400 corresponding to 0.0498% of charter capital
+ Personal ownership	14,400 corresponding to 0.0498% of charter capital
+Representative Ownership	None

2.2 Changes in the Board of Management:

As of 31/12/2024, the Board of Management consists of:

Mr. Nguyen Quoc Dat – Deputy General Director
 Mr. Luong Minh Triet - Deputy General Director
 Mr. Le Van Thang – Chief Accountant

2.3 Number of officials and employees:

No.	Criteria	Quantity (person)	Proportion (%)
I	By Qualification	233	100.00%
1	University and above	104	44.64%
2	College, Intermediate	72	30.90%
3	Vocational Training	52	22.32%
4	Untrained	5	2.14%
II	By Gender	233	100.00%
1	Male	193	82.83%
2	Female	40	17.17%

2.4 Summary of policies and changes in policies for employees.

a) Recruitment Policy

With the criteria of taking employees as the foundation and driving force for the company's development, Vinh Long Water Supply Joint Stock Company always focuses on recruitment, ensuring sufficient capacity and qualifications to serve the company's development orientation.

b) Training Policy

Investing in and developing human resources is one of the core elements of the company to meet the increasing demands of society. Vinh Long Water Supply Joint Stock Company regularly organizes professional training courses with practical content for good application in practical work.

c) Salary, Bonus, and Benefit Policies

The Company consistently prioritizes salary, bonus, and benefit policies for its employees to ensure their livelihood, motivate individual development, and contribute to the Company's overall growth. As a joint-stock company with dominant state capital, the Company's salary and bonus policies adhere to Decree No. 53/2016/ND-CP dated 13/06/2016 and Circular No. 28/2016/TT-BLDTB-XH dated 01/09/2016. To further incentivize employees to excel in productivity, innovation, and work efficiency, the Company has established and implemented salary and bonus regulations that include additional rewards such as: Rewards for individuals and teams with outstanding achievements; rewards for technical innovations; and rewards for project completion ahead of schedule.

Additionally, the Company fosters close relationships between employees and management to create a positive work environment and boost motivation. The Company prioritizes employee well-being by ensuring appropriate healthcare access, including insurance coverage and regular health check-ups.

Moreover, the company organizes traditional activities, group birthday celebrations, and vacations to provide employees with relaxation after strenuous work hours and foster strong internal relationships.

d) Other Policies for Employees

Working Hours: The Company operates on an 8-hour workday and a 44-hour workweek.

Leave and Holiday Policy: As stipulated by law.

Social Insurance, Health Insurance, and Unemployment Insurance: The Company covers 100% of the mandatory insurance contributions for its employees. Additionally, the Company prioritizes other beneficial policies, such as providing full coverage for personal and life insurance for all employees.

Working Conditions: The Company provides all necessary working equipment for its employees and implements annual health check-ups for all personnel.

e) Employee Legal Compliance

All individuals within the Company strictly adhere to labor laws, tax regulations, and established internal rules and regulations, including signing labor contracts, complying with Company regulations, and fulfilling all obligations related to personal income tax, social insurance, health insurance, and unemployment insurance.

f) Dividend Policy

Annually, based on the Company's operational and business performance, dividends are distributed to shareholders in accordance with applicable laws.

For 2024: The Board of Directors proposes a dividend payout ratio of 14.33% of charter capital.

3. Investment activities, project implementation

3.1 Major investments:

- Vung Liem Water Plant Expansion Project - Vinh Long Province, increasing capacity from 3,000m³/day to 9,600m³/day. Total investment is 69.949 billion VND, with 42.97 billion VND executed as of 31/12/2024.

- Truong An 2 Water Plant Project. Total investment is 109.22 billion VND, with 358 million VND executed as of 31/12/2024.

- Project: Renovation of Primary Pump Station - Raw Water Pipeline of Hung Dao Vuong Water Plant. Total investment is 9,690 billion VND, by 31/12/2024, 368 million VND has been executed.

3.2 Company's subsidiaries, associated companies:

a) Associated company: Mekong Water and Environment Corporation

- Assets:

No.	ASSETS	2023		2024		Difference	
		Value	%	Value	%	Value	%
A	CURRENT ASSETS	20,845,777,162	96.81%	19,903,977,599	97.31%	(941,799,563)	-4.52%
I	Cash and Cash Equivalents	2,305,867,551	10.71%	326,142,660	1.59%	(1,979,724,891)	-85.86%
II	Short-Term Financial Investments	17,150,000,000	79.65%	17,950,000,000	87.76%	800,000,000	4.66%
III	Short-Term Receivables	1,204,629,202	5.59%	1,414,130,028	6.91%	209,500,826	17.39%
IV	Inventories	185,280,409	0.86%	213,704,911	1.04%	28,424,502	15.34%
V	Other Current Assets	-	0.00%	-	0.00%	-	#DIV/0!
B	LONG-TERM ASSETS	687,215,251	3.19%	549,372,914	2.69%	(137,842,337)	-20.06%
I	Long-Term Receivables	-	0.00%	-	0.00%	-	#DIV/0!
II	Fixed Assets	650,740,048	3.02%	546,201,353	2.67%	(104,538,695)	-16.06%
III	Investment Property	-	0.00%	-	0.00%	-	#DIV/0!
IV	Construction in Progress	-	0.00%	-	0.00%	-	#DIV/0!
V	Long-Term Financial Investments	-	0.00%	-	0.00%	-	#DIV/0!
VI	Other Long-Term Assets	36,475,203	0.17%	3,171,561	0.02%	(33,303,642)	-91.30%
	TOTAL ASSETS	21,532,992,413	100.00%	20,453,350,513	100.00%	(1,079,641,900)	-5.01%

- Capital resources:

No.	EQUITY AND LIABILITIES	2023		2024		Difference	
		Value	%	Value	%	Value	%
A	Liabilities	2,029,690,009	9.43%	2,621,445,494	12.82%	591,755,485	29.15%
B	Equity	19,503,302,404	90.57%	17,831,905,019	87.18%	(1,671,397,385)	-8.57%
	TOTAL EQUITY AND LIABILITIES	21,532,992,413	100.00%	20,453,350,513	100.00%	(1,079,641,900)	-5.01%

- Business results:

No.	OPERATING RESULTS	2023	2024	Difference	%
1	Revenue	8,682,896,423	8,195,320,657	(487,575,766)	-5.62%
2	Profit before tax	4,752,097,188	3,838,645,917	(913,451,271)	-19.22%
3	Net profit after corporate income tax	4,147,036,124	3,041,508,189	(1,105,527,935)	-26.66%
4	Percentage of net profit after corporate income tax/Equity	21.26%	17.06%	-4.21%	-19.78%
5	Percentage of net profit after corporate income tax/Total assets	19.26%	14.87%	-4.39%	-22.79%

b) Associated company: Binh Tan Water Supply And Environment Corporation

- Assets:

No.	ASSETS	2023		2024		Difference	
		Value	%	Value	%	Value	%
A	CURRENT ASSETS	20,348,529,037	34.47%	9,820,143,103	18.83%	(10,528,385,934)	-51.74%
I	Cash and Cash Equivalents	7,578,179,466	12.84%	2,389,887,067	4.58%	(5,188,292,399)	-68.46%
II	Short-Term Financial Investments	1,470,000,000	2.49%	3,470,000,000	6.66%	2,000,000,000	136.05%
III	Short-Term Receivables	2,173,546,847	3.68%	983,367,353	1.89%	(1,190,179,494)	-54.76%
IV	Inventories	9,126,802,724	15.46%	2,976,888,683	5.71%	(6,149,914,041)	-67.38%
V	Other Current Assets	-	0.00%	-	0.00%	-	#DIV/0!
B	LONG-TERM ASSETS	38,684,300,213	65.53%	42,319,062,391	81.17%	3,634,762,178	9.40%
I	Long-Term Receivables	-	0.00%	-	0.00%	-	#DIV/0!
II	Fixed Assets	37,000,489,580	62.68%	40,669,187,739	78.00%	3,668,698,159	9.92%
III	Investment Property	-	0.00%	-	0.00%	-	#DIV/0!
IV	Construction in Progress	576,997,842	0.98%	1,299,735,177	2.49%	722,737,335	125.26%
V	Long-Term Financial Investments	-	0.00%	-	0.00%	-	#DIV/0!
VI	Other Long-Term Assets	1,106,812,791	1.87%	350,139,475	0.67%	(756,673,316)	-68.37%
	TOTAL ASSETS	59,032,829,250	100.00%	52,139,205,494	100.00%	(6,893,623,756)	-11.68%

- Capital resources:

No.	EQUITY AND LIABILITIES	2023		2024		Difference	
		Value	%	Value	%	Value	%
A	Liabilities	18,421,559,764	31.21%	7,054,534,086	13.53%	(11,367,025,678)	-61.71%
B	Equity	40,611,269,486	68.79%	45,084,671,408	86.47%	4,473,401,922	11.02%
	TOTAL EQUITY AND LIABILITIES	59,032,829,250	100.00%	52,139,205,494	100.00%	(6,893,623,756)	-11.68%

- Business results:

No.	OPERATING RESULTS	2023	2024	Difference	%
1	Revenue	29,101,033,269	30,479,573,227	1,378,539,958	4.74%
2	Profit before tax	12,760,664,646	12,558,076,465	(202,588,181)	-1.59%
3	Net profit after corporate income tax	11,432,872,671	11,261,722,497	(171,150,174)	-1.50%
4	Percentage of net profit after corporate income tax/Equity	28.15%	24.98%	-3.17%	-11.27%
5	Percentage of net profit after corporate income tax/Total assets	19.37%	21.60%	2.23%	11.53%

c) Long-term investment: Mang Thit Water And Environment Corporation

- Assets:

No.	ASSETS	2023		2024		Difference	
		Value	%	Value	%	Value	%
A	CURRENT ASSETS	1,091,273,112	44.94%	1,501,761,777	59.05%	410,488,665	37.62%
I	Cash and cash equivalents	510,216,562	2.37%	770,039,074	3.76%	259,822,512	50.92%
II	Short-term financial investments	84,000,000	0.39%	84,000,000	0.41%	-	0.00%
III	Short-term receivables	239,867,935	1.11%	289,300,607	1.41%	49,432,672	20.61%
IV	Inventories	203,586,442	0.95%	165,713,754	0.81%	(37,872,688)	-18.60%
V	Other current assets	53,602,173	0.25%	192,708,342	0.94%	139,106,169	259.52%
B	LONG-TERM ASSETS	1,336,778,597	55.06%	1,041,468,365	40.95%	(295,310,232)	-22.09%
I	Long-term receivables	-	0.00%	-	0.00%	-	#DIV/0!
II	Fixed assets	1,336,778,597	6.21%	1,041,468,365	5.09%	(295,310,232)	-22.09%
III	Investment property	-	0.00%	-	0.00%	-	#DIV/0!
IV	Long-term construction in progress	-	0.00%	-	0.00%	-	#DIV/0!
V	Long-term financial investments	-	0.00%	-	0.00%	-	#DIV/0!
VI	Other long-term assets	-	0.00%	-	0.00%	-	#DIV/0!
	TOTAL ASSETS	2,428,051,709	100.00%	2,543,230,142	100.00%	115,178,433	4.74%

- Capital resources:

No.	CAPITAL RESOURCES	2023		2024		Difference	
		Value	%	Value	%	Value	%
A	Liabilities	428,051,709	17.63%	543,230,142	21.36%	115,178,433	26.91%
1	Short-term liabilities	428,051,709	17.63%	543,230,142	21.36%	115,178,433	26.91%
2	Long-term liabilities	-	0.00%	-	0.00%	-	#DIV/0!
B	EQUITY	2,000,000,000	82.37%	2,000,000,000	78.64%	-	-
1	Equity	2,000,000,000	82.37%	2,000,000,000	78.64%	-	-
2	Other funds and reserves	-	0.00%	-	0.00%	-	-
	TOTAL CAPITAL RESOURCES	2,428,051,709	100.00%	2,543,230,142	100.00%	115,178,433	4.74%

- Business results:

No.	OPERATING RESULTS	2023	2024	Difference	%
1	Revenue	2,810,911,992	3,245,301,705	434,389,713	15.45%
2	Profit before tax	627,024,031	938,735,462	311,711,431	49.71%
3	Net profit after corporate income tax	501,619,225	750,988,369	249,369,144	49.71%
4	Percentage of net profit after corporate income tax/Equity	25.08%	37.55%	12.47%	49.71%
5	Percentage of net profit after corporate income tax/Total assets	20.66%	29.53%	8.87%	42.93%

4. Financial situation

4.1 Financial situation

Unit: million VND

No.	Indicator	2023	2024	Percentage
1	Total asset	556,736	612,666	110.05%
2	Net revenue	186,994	195,196	104.39%
3	Cost of goods sold	66,022	70,227	106.37%
4	Financial activities revenue	19,627	16,234	82.71%

5	Net profit from business activities	81,674	82,194	100.64%
6	Other profit	6,093	6,951	114.08%
7	Profit before tax	87,767	89,147	101.57%
8	Net profit after corporate income tax	80,924	73,100	90.33%
9	Dividend Percentage/Charter Capital	16.22%	14.33%	88.35%

4.2 Major financial indicators:

Indicator	Unit	2023	2024
1. Liquidity			
Current ratio (Current assets/Short-term debt)	Times	4.85	4.10
Quick ratio (Current assets - Inventory)/Short-term debt	Times	4.55	3.95
2. Capital structure			
Debt-to-total-assets ratio	%	17.34	22.20
Debt-to-equity ratio	%	20.98	28.53
3. Operational capacity			
Inventory turnover	Times	3.68	4.59
Net revenue/Total assets	Times	0.34	0.32
4. Profitability			
Percentage of net profit after corporate income tax /Net revenue	%	43.28	37.45
Percentage of net profit after corporate income tax /Equity	%	17.6	15.34
Percentage of net profit after corporate income tax /Total assets	%	14.54	11.93
Percentage of operating profit/Net revenue	%	43.68	42.11

5. Shareholder structure, changes in owner's investment capital

5.1 Shares:

Total number of outstanding shares: 28,900,000 shares

Whereof: Foreign ownership limit: The maximum foreign ownership Percentage in the company is 50%.

5.2 Shareholder structure:

No.	Shareholder type	Quantity	Number of shares held (shares)	Percentage of contributed charter capital (%)
I	Major/Minor shareholder	312	28,900,000	100.00%
1	Major shareholder (from 5%)	3	25,909,862	89.65%
2	Minor shareholder (under 5%)	309	2,990,138	10.35%
II	Institutional/Individual shareholder	312	28,900,000	100.00%
1	Institutional shareholder	5	25,941,662	89.76%

2	Individual shareholder	307	2,958,338	10.24%
III	Domestic/Foreign shareholder	312	28,900,000	100.00%
1	Domestic shareholder	302	28,845,200	99.81%
2	Foreign shareholder	10	54,800	0.19%
IV	State shareholder and other shareholders	312	28,900,000	100.00%
1	State shareholders	1	14,739,000	51.00%
2	Institutional shareholders	2	11,170,862	38.65%
3	Individual shareholders	299	2,935,338	10.16%
4	Foreign shareholders	10	54,800	0.19%

5.3 Changes in owner's investment capital: None

5.4 Treasury stock transactions: None

5.5 Other securities: None

6. Report on environmental and social impacts of the company

6.1. Environmental impact:

Total direct and indirect greenhouse gas (GHG) emissions: None

Initiatives and measures to reduce greenhouse gas emissions: None

6.2. Raw material resource management:

The company's main production and business activity is clean water, accounting for 90.65% of revenue, the main raw materials used for production are Tien and Hau river surface water. The quality of treated water always complies with regulations issued by the State.

6.3. Energy consumption:

Direct and indirect energy consumption: 6,390,248 kw

Energy saved through energy efficiency initiatives: None.

6.4. Water consumption.

a) Water supply source and water usage:

The water supply is produced from the company's water plants and purchased clean water through a total meter from Mekong Water and Environment Corporation, through the company's water supply network to distribute to customers in the assigned area.

Water usage: In 2024, the Company distributed 19,087,583 m³ to customers

b) Percentage and total amount of recycled and reused water: None

6.5. Compliance with environmental protection laws

Number of times penalized for violations due to non-compliance with environmental laws and regulations: None

Total amount of fines for violations due to non-compliance with environmental laws and regulations: None

6.6. Policies related to employees

a) Number of employees, average salary for employees.

Number of employees: 235 people

Average salary: 11.6 million VND/person/month

b) Labor policies aimed at ensuring the health, safety, and welfare of employees.

Ensure employees' working hours comply with the Labor Law.

All employees are provided with labor contracts and receive full benefits as stipulated, fostering a sense of security and commitment to the company. 100% of employees are covered by social insurance, health insurance, unemployment insurance, life insurance, personal accident insurance, and receive annual health checkups.

Provide uniforms and labor protection equipment, along with complete work tools, for employees.

Create healthy and beneficial recreational activities for employees to regenerate labor power, enhance physical strength and health for better dedication and work performance, such as: Badminton, tennis, volleyball, football...

Organize visits and gifts for employees in difficult circumstances.

c) Employee training activities

In 2024, the Company organized training for 164 employees to enhance their professional skills and cultural knowledge, participating in classes such as: advanced political theory, intermediate political theory, online training on investment project management in construction, the latest policies on labor, wages, and social insurance, training, workshops disseminating technical regulations, national standards for the construction industry, training on occupational safety and hygiene...

6.7. Report related to responsibilities to the local community

The need for clean water is essential; therefore, to facilitate access to clean water for households, contributing to social security, the Company used its capital to expand the water supply network and install water meters for customers in accordance with Decree 117/2007/ND-CP. In addition to business activities, the Company always prioritizes social initiatives. In 2024, the Company undertook the following initiatives:

Building houses for policy beneficiaries and solidarity houses, visiting and giving gifts to policy beneficiary families, contributing to funds for the poor, gratitude funds, supporting compatriots in provinces and cities affected by storm number 3 Yagi, providing scholarships for poor students, supporting local authorities in taking care of people in difficult situations, and implementing social security policies.

6.8. Report relating to green capital market activities as guided by the SSC: None

III. REPORT AND ASSESSMENT OF THE BOARD OF DIRECTORS

1. Evaluation of production and business performance

1.1 Implementation Results:

No.	Indicator	Unit	Plan 2024	Actual 2024	%
1	Revenue		214,329	219,456	102.39%
1.1	Clean Water	Million/VND	172,221	176,949	102.75%
1.2	Viet Uc Bottled Water	Million/VND	5,800	5,950	102.58%
1.3	Construction and Installation	Million/VND	5,500	4,630	84.18%
1.4	Specialized Water Equipment Trading	Million/VND	300	7,605	2534.98%
1.5	Financial Activities	Million/VND	15,416	16,234	105.31%
1.6	Other Activities	Million/VND	15,092	8,026	53.18%
2	Profit		87,859	89,147	101.47%
2.1	Clean Water	Million/VND	63,844	63,357	99.24%
2.2	Viet Uc Bottled Water	Million/VND	391	340	86.86%
2.3	Construction and Installation	Million/VND	629	940	149.45%
2.4	Specialized Water Equipment Trading	Million/VND	19	1,388	7303.47%
2.5	Financial Activities	Million/VND	13,765	16,170	117.47%
2.6	Other Activities	Million/VND	9,211	6,953	75.49%
3	State Budget Contribution	Million/VND	26,376	26,604	100.86%

1.2 Overall analysis and assessment of the company's operations:

Clean water is an essential commodity for life, and customer demands for product quality are increasing. Vinh Long Water Supply Joint Stock Company has implemented various innovative approaches to achieve the set targets, balancing production and business efficiency with social service functions. The company constantly expands its operational scope to fulfill its social responsibility, the primary political goal of which is to increase the proportion of households provided with clean water in areas under its management.

Technical equipment has been upgraded, enhancing the application of information technology in water network management; water meter reading... has shown positive progress in reducing water loss and revenue loss percentage. Alongside consistently strengthening the organizational structure and improving human resource quality, the Company has promoted administrative reform, promptly addressing all customer requests. With the dedicated efforts and determination of the leadership and workforce, the Company has successfully exceeded planned targets for revenue and profit, as follows:

Water consumption reached 19,087,583 m³, achieving 102.39% of the plan.

Revenue reached 219,456 million VND, achieving 102.39% of the plan (including clean water production and business revenue reaching 176,949 million VND, achieving 102.75% of the plan).

Profit reached 89,147 million VND, achieving 101.47% of the plan.

The percentage of households with access to clean water reached 99.5% of the province's urban areas.

1.3 Achieved Progress:

Successfully exceeded planned production and business targets, especially in terms of output, revenue, profit, and state budget contributions.

Successfully achieved the target of 99.5% of urban households having access to clean and its meets the standards set by the Ministry of Health.

Implemented various comprehensive solutions to reduce water loss.

Facing societal pressure regarding essential products for daily life, and increasing customer demands for service quality, Vinh Long Water Supply Joint Stock Company has implemented several breakthrough measures to achieve the set targets, harmonizing business efficiency with social service functions.

Continuously expanding business operations to fulfill the social and political mission of increasing the percentage of households with access to clean water within the managed area. Revenue in subsequent years has increased compared to the previous year, thereby creating conditions to increase income and improve the living standards of employees. Technical equipment has been upgraded, enhancing the application of information technology in water network management; positive and effective measures are in place to reduce water loss and revenue loss percentage. Alongside consistently strengthening the organizational structure and improving human resource quality, the Company has promoted administrative reform, promptly addressing all customer requests.

2. Financial Situation

2.1 Asset Status:

No.	ASSETS	2023		2024		Difference	
		Value	%	Value	%	Value	%
A	CURRENT ASSETS	293,702,139,150	52.75%	318,710,013,496	52.02%	25,007,874,346	8.51%
I	Cash and Cash Equivalents	22,083,263,283	3.97%	15,256,178,200	2.49%	(6,827,085,083)	-30.92%
II	Short-Term Financial Investments	200,670,000,000	36.04%	275,835,000,000	45.02%	75,165,000,000	37.46%
III	Short-Term Receivables	50,782,593,629	9.12%	14,071,501,089	2.30%	(36,711,092,540)	-72.29%
IV	Inventories	18,637,199,350	3.35%	11,984,240,966	1.96%	(6,652,958,384)	-35.70%
V	Other Current Assets	1,529,082,888	0.27%	1,563,093,241	0.26%	34,010,353	2.22%
B	LONG-TERM ASSETS	263,033,778,844	47.25%	293,956,265,795	47.98%	30,922,486,951	11.76%
I	Long-Term Receivables	-	0.00%	-	0.00%	-	#DIV/0!
II	Fixed Assets	236,490,562,804	42.48%	241,467,517,646	39.41%	4,976,954,842	2.10%
III	Investment Property	-	0.00%	-	0.00%	-	#DIV/0!
IV	Construction in Progress	18,843,531,239	3.38%	44,702,223,536	7.30%	25,858,692,297	137.23%
V	Long-Term Financial Investments	7,210,754,818	1.30%	7,210,754,818	1.18%	-	0.00%
VI	Other Long-Term Assets	488,929,983	0.09%	575,769,795	0.09%	86,839,812	17.76%
	TOTAL ASSETS	556,735,917,994	100.00%	612,666,279,291	100.00%	55,930,361,297	10.05%

The Company's total assets as of 31/12/2024: 612.67 billion VND, of which:

a) *Short-term assets: 318.71 billion VND, accounting for 52.02% of total assets. Short-term assets in 2024 were higher than in 2023 by 25.01 billion VND (8.51%), including:*

- Cash and cash equivalents: 15.26 billion VND. In 2024, cash and cash equivalents were lower than in 2023 by 6.83 billion VND (-30.92%).

- Short-term financial investments: 275.84 billion VND. In 2024, short-term financial investments increased compared to 2023 by 75.16 billion VND (37.46%).
 - Short-term receivables: 14.07 billion VND, including customer receivables: 9.59 billion VND (mainly water bills receivable), other short-term receivables: 3.77 billion VND (mainly interest income from bank deposits expected to be received by 31/12/2024), allowance for doubtful debts provisioned as of 31/12/2024 is 1,322 million VND. Receivables are tracked in detail for each entity, reconciled and confirmed at year-end, and provisions are made in accordance with legal regulations.
 - Inventory Management: 11.98 billion VND, with 2024 inventory 6.65 billion VND (-35.7%) less than in 2023. Inventory checks were conducted by the Company in accordance with regulations.
 - Other Short-Term Asset Management: 1.56 billion VND, representing short-term prepaid expenses. Other short-term assets increased by 34.01 million VND (+2.22%) compared to 2023.
- b) Long-Term Assets: 293.96 billion VND, accounting for 47.98% of total assets, an increase of 30.92 billion VND (11.76%) compared to 2023.*
- Fixed Asset Management: 241.47 billion VND, representing 39.41% of total assets. In 2024, fixed assets increased by 4.98 billion VND (2.1%) compared to 2023.
 - Construction in Progress Costs: 44.7 billion VND, primarily related to water network development projects, an increase of 25.86 billion VND compared to 2023.
 - Long-Term Financial Investments: 7.21 billion VND, comprising capital contributions to Mekong Water and Environment Corporation (1.91 billion VND, 20% charter capital), Binh Tan Water Supply And Environment Corporation (5 billion VND, 25% charter capital), and Mang Thit Water And Environment Corporation (300 million VND, 15% charter capital).
 - Other Long-Term Assets: 0.57 billion VND, representing long-term prepaid expenses, including tools and equipment. In 2024, long-term prepaid expenses increased by 86.8 million VND (17.76%) compared to 2023.

2.2 Liabilities Status

No.	EQUITY AND LIABILITIES	2023		2024		Difference	
		Value	%	Value	%	Value	%
A	Liabilities	96,533,648,558	17.34%	135,999,828,586	22.20%	39,466,180,028	40.88%
1	Current liabilities	60,496,094,978	10.87%	77,688,627,627	12.68%	17,192,532,649	28.42%
2	Long-term liabilities	36,037,553,580	6.47%	58,311,200,959	9.52%	22,273,647,379	61.81%
B	Equity	460,202,269,436	82.66%	476,666,450,705	77.80%	16,464,181,269	3.58%
1	Owner's equity	460,202,269,436	82.66%	476,666,450,705	77.80%	16,464,181,269	3.58%
2	Other funds and reserves	-	0.00%	-	0.00%	-	#DIV/0!
	TOTAL EQUITY AND LIABILITIES	556,735,917,994	100.00%	612,666,279,291	100.00%	55,930,361,297	10.05%

Liabilities at the end of 2024: 135.99 billion VND, accounting for 22.20% of total capital. Liabilities in 2024 were higher than in 2023 by 39.47 billion VND (40.88%).

- a) Short-Term Liabilities: 77.69 billion VND, accounting for 12.68% of total capital. Short-term liabilities in 2024 were higher than in 2023 by 17.19 billion VND (+28.42%).*

- b) *Long-Term Liabilities: 58.31 billion VND, representing 9.52% of total capital. Long-term liabilities in 2024 were higher than in 2023 by 22.27 billion VND (+68.81%), including 47.01 billion VND in long-term loans (from Vietnam Development Bank - Vinh Long Branch and Vinh Long Provincial Development Investment Fund).*

Payables are meticulously tracked by counterparty, with year-end reconciliation conducted as per regulations.

3. Improvements in Organizational Structure, Policies, and Management

Administrative reform and enhanced customer service aim to transform and elevate the company's image and reputation, refining work practices, and bolstering employee responsibility towards ever-improving customer satisfaction.

To enhance customer service, document processing and query resolution, including complaint handling, are centralized within a single point of contact (the Business Department). The Company has implemented a "Customer Care" model from initial document receipt to resolution, fostering a "One-Stop Shop" approach.

Existing regulations and procedures were reviewed, modified, and supplemented to address the interdepartmental bottlenecks that persisted in 2023.

Customer service processes have significantly improved via expanded banking partnerships and new payment channels, offering customers a wider range of convenient options for settling water bills, reducing travel needs, and saving time and expenses.

The GIS software has been completed for deployment in network management.

Construct a SCADA room for application in operations and management; apply the Geographic Information System (GIS) model to water network management.

4. Future Development Plan

Vinh Long Water Supply Joint Stock Company, in addition to conducting profitable business, must also fulfill its political mission of providing clean water, contributing to improving the social security and living standards of the people.

Based on the actual situation and the results achieved in 2024, the Company orients the production-business plan for 2025 as follows:

4.1 Objectives and Tasks for 2025

Increase the output of consumed water.

Preserve and utilize the Company's capital effectively.

Ensure the quality of clean water for domestic, production, and service needs according to the State's prescribed standards. Strive to achieve the target of 100% Percentage of households using clean water.

Water loss Percentage: 14.5%.

Gradually apply information technology in water network system management, improve meter reading efficiency, and step by step enhance customer service quality.

Maintain profitable business operations, ensure income, and care for the spiritual lives of employees.

Enhance the quality of human resources and promote the application of science and technology in technical infrastructure management and exploitation.

Ensure safe water supply; invest in the construction of drought and salinity prevention programs due to climate change.

4.2 Production-Business Activity Targets for 2025

No.	Criteria	Unit	Actual 2024	Plan 2025	%
1	Consumed clean water output	m ³	19,087,583	19,000,000	99.54%
2	Water loss percentage	%	15.10%	14.5%	96.01%
3	Total revenue and other income	Million/VND	219,456	225,191	102.61%
4	Profit before corporate income tax	Million/VND	89,147	92,758	104.05%
5	Profit after corporate income tax	Million/VND	73,100	75,212	102.89%
6	State budget payment	Million/VND	26,604	28,218	106.07%
7	Profit after corporate income tax/Charter capital percentage	Percentage	25.29%	26.02%	102.93%
8	Charter capital	Million/VND	289,000	289,000	100.00%

4.3 Implementation Plan

a) Regarding Production Management:

Effectively manage and operate production plants: Effectively implement periodic maintenance and repair of machinery and equipment; manage input material resources.

Properly implement regulations on exploitation and discharge, and environmental protection measures in accordance with the Law on Water Resources.

Manage treated water quality to meet the Ministry of Health's standards.

b) Regarding Revenue and Expense Management:

Collaborate with localities to expand the water supply service area, invest in developing the water supply network to increase the number of water users, and strengthen potential customer management.

Account for accurately and fully all production and consumption expenses into reasonable clean water costs, including customer connection costs according to Decree No. 117/2007/ND-CP, connection maintenance costs, interest expenses, safe water supply implementation costs, etc.

Implement effective customer service and care, encourage consumers to increase consumption; implement management according to the ISO quality management system.

Improve water bill collection, implement cashless water bill payment to minimize outstanding receivables.

c) Regarding Cost Savings through Water Loss Prevention

Actively implement clean water loss and revenue loss prevention through specific measures such as:

Strengthen water meter management: Invest in new, high-standard water meters; conduct input and periodic inspections; replace expired meters; strengthen inspections to prevent water loss through meters.

Maximize the utilization of GIS software for infrastructure management, invest in, and apply information technology to hydraulic and network management.

Develop a water supply network renovation plan for each phase: short-term, medium-term, and long-term.

Establish a community collaboration program for protecting water supply pipeline network assets and preventing water loss, ensuring it does not exceed the planned percentage.

Enhance responsibility for on-duty work and incident handling, ensuring swift and timely detection and repair.

d) Other measures

Diligently execute the steps in the fundamental construction process, prioritize investments, and align them with approved plans and schemes.

Combat wasted labor time: establish quotas and re-staff for tasks across Departments, Boards, and Teams to reduce costs and boost earnings.

Apply advanced technology to production and management to curtail expenses, enhance labor productivity, augment service quality, and yield substantial economic benefits.

Further refine the organizational structure, supplement human resources with a focus on seasonal employment, streamline operations, re-establish quotas, and allocate costs to Branches, Enterprises, and Factories.

Develop and perfect internal regulations to manage the business's production operations.

5. Management's Explanation of Audit Opinions: None

6. Report on the Company's Environmental and Social Responsibilities Assessment

Providing safe, continuous, and quality water to meet business and residential needs is the Company's top priority. With collective efforts, in 2024 the Company achieved its water supply plan, contributing to stability and improving the quality of life for the populace.

IV. BOARD OF DIRECTORS' ASSESSMENT OF THE COMPANY'S OPERATIONS

1. Board of Directors' Evaluation of Company Operations, Including Environmental and Social Responsibility Assessment:

Despite facing numerous challenges, with dedicated employee endeavors and timely guidance from the Board of Management, in 2024 the Company accomplished the plan approved by the General Meeting of Shareholders, notably in revenue, profit, and state budget contributions.

Regarding financial matters, the Company adheres to legal regulations, ensuring the preservation and development of capital.

Public disclosures in the securities market adhere to regulations, ensuring transparency, objectivity, and accurately reflecting the Company's operational status.

Recognizing the importance and efficacy of the Water Loss Reduction Program, the Company has implemented several appropriate solutions: focusing on network repair and upgrade projects; controlling separated network zones; intensifying leak detection and repair. Appreciating the responsibility and societal importance, the Company has maximized creativity, building a robust and community-oriented water utility. The company has routinely directed and supervised the implementation of the production and business plan.

Concerning business operations, the Company adheres to water supply regulations, expands payment channels through bank partnerships and collection services, facilitating customer convenience for water bill payments anytime, anywhere.

In financial operations, the Company has fully and promptly provided reports in accordance with the Law on Accounting and the Law on Securities, effectively serving leadership, executive management, and internal governance.

Achieved the target of households provided with clean and meet the clean water standards, contributing to improving the living standards of the people in the Province.

2. Board of Directors' Assessment of the Board of Management's Activities

The Board of Management has complied with the regulations of the Enterprise Law, the Company Charter, the Resolutions of the General Meeting of Shareholders, and the Resolutions and Decisions of the Board of Directors during the company's operation.

In 2024, the Company faced numerous difficulties, with the saltwater intrusion situation in the managed area occurring in a very complex and unpredictable manner, but the Board of Management promptly implemented positive solutions to achieve the set plan, contributing to resolving the clean water needs of the residents in the managed area while supporting clean water for neighboring localities affected by drought and salinity.

Maintained serious and effective periodic meeting and reporting regimes, demonstrating command and unity within the Board of Management.

Members of the Board of Directors are knowledgeable about professional operations, dedicated, daring to think and do, and have created good internal relationships, especially with major shareholders.

The Board of Management made timely adjustments and changes in organizational work, improved work processes to perfect the production and business apparatus, and managed work more effectively. Fully complied with the guidelines, policies, and resolutions of the General Meeting of Shareholders/Board of Directors. Directed functional departments to implement the production and business plan in accordance with the Resolutions of the General Meeting of Shareholders and the Board of Directors.

The Board of Directors highly appreciates the role of the Board of Management in the management and operation of production and business. In 2024, the Company exceeded the planned targets.

3. Plans and Orientations of the Board of Directors

Direct the management of the enterprise's operations to continue to stabilize and develop, fulfilling the planned targets for 2025. Strengthen forecasting work, continue to improve financial management capacity, ensure the company's finances are safe, efficient, and develop capital sources, enhance supervision, manage debts well, and improve asset utilization efficiency.

Continue to invest in machinery and equipment, innovate technology to increase output, improve service quality, and expand the company's service area.

Build a professional workforce with high professional competence and enthusiasm for work, develop a plan to recruit and train personnel to supplement promptly according to the requirements of the company's production and business activities.

Continue to improve the management and operating mechanism by formulating and issuing internal management regulations, especially the development and issuance of a set of norms for construction, installation, and production of clean water and bottled water... implement cost allocation to each department, and pay wages based on productivity and work efficiency.

Strive to achieve the household water supply rate according to the Resolution of the Provincial People's Council, focus on implementing safe water supply, invest in depth to reduce water loss rates, and ensure the clean water consumption needs of all customers in the province.

Focus on promoting labor discipline awareness, fostering technical innovation initiatives, improving labor productivity, practicing thrift, and effectively managing costs to reduce product costs and enhance market competitiveness.

Develop the water supply network to increase the number of water users.

Enhance water loss prevention efforts.

Reform administrative procedures and elevate customer service quality.

Continue perfecting the roadmap for cashless water bill payments.

Restructure the entire company with the motto of streamlining the organizational structure and personnel, ensuring operational efficiency, focusing on core activities of clean water production and business, and expanding investment or collaborating in permitted fields.

Exercise corporate governance functions within the scope of authority and duties of the Board of Directors as stipulated in the company's charter and legal regulations.

V. CORPORATE GOVERNANCE

1. Board of Directors

a) Members and Structure of the Board of Directors:

No.	Name	Position	Shares owned, represented	Number of shares	% of voting shares
1	Dang Tan Chien	Chairman of the Board of Directors	- Personally owned shares	322,822	1.12%
			- Shares representing Vinh Long Provincial People's Committee	11,791,200	40.80%
2	Le Thi Quyen	Board of Directors' members	- Personally owned shares	15,300	0.05%
3	Van Kim Hung Phong	Board of Directors' members	- Shares representing Biwase Electric – Construction Joint Stock Company	9,725,862	33.65%
4	Tran Tan Duc	Board of Directors' members	- Shares representing Biwase Electric – Construction Joint Stock Company	9,725,862	33.65%
5	Nguyen Tan Phat	Dismissal of the Board Member effective from June 27, 2024.			

Number of positions held by each Member of the Board of Directors of the Company at other companies:

Mr. Dang Tan Chien: Chairman of the Board of Directors of Vinh Long Water Supply Joint Stock Company, is a Board of Directors' members of Binh Tan Water Supply And Environment Corporation.

Mr. Van Kim Hung Phong: Board of Directors' members of Vinh Long Water Supply Joint Stock Company, is a Board of Directors' members of Biwase Electric – Construction Joint Stock Company; Board of Directors' members of Phu Hoa Construcion Design Investment Trading Joint Stock Company.

Mr. Tran Tan Duc: Board of Directors' members of Vinh Long Water Supply Joint Stock Company, is a Board of Directors' members of Biwase Electric – Construction Joint Stock Company; Board of Directors' members of DNP-Biwase Water Infrastructure Investment Joint Stock Company; Board of Directors' members of Quang Binh Water Supply Joint Stock Company.

b) Subcommittees of the Board of Directors:

The company does not establish subcommittees of the Board of Directors but only appoints one person in charge of corporate governance as stipulated for public companies.

c) Activities of the Board of Directors:

The Member of the Board of Directors, have fully participated in meetings and provided written opinions on matters within the Board of Directors' authority with the highest sense of responsibility, promoting the leadership capacity of members, for the benefit of shareholders and the development of the company. In the year 2024, the Board of Directors held meetings to promptly direct matters within the Board's responsibility, specifically as follows:

No.	Resolution/Decision Number	Date	Content
Resolutions:			
1	01/NQ-HĐQT	27/03/2024	Regarding the approval of the 2023 production and business results and the 2024 production and business plan.
2	02/NQ-HĐQT	29/03/2024	Regarding the extension of the 2024 Annual General Meeting of Shareholders.
3	03/NQ-HĐQT	13/05/2024	Regarding the organization of the 2024 Annual General Meeting of Shareholders.
4	04/NQ-HĐQT	18/05/2024	Regarding the matters approved at the 2024 Annual General Meeting of Shareholders and the opening of bidding packages for evaluation in accordance with the Law on Bidding.
5	05/NQ-HĐQT	03/07/2024	Regarding the selection of the audit firm to review the interim financial statements and audit the 2024 annual financial statements
6	06/NQ-HĐQT	23/07/2024	Regarding the payment of 2023 cash dividends to shareholders of Vinh Long Water Supply Joint Stock Company.
7	08/NQ-HĐQT	09/09/2024	Regarding the liquidation of unused assets and materials.
8	09/NQ-HĐQT	31/12/2024	Regarding the convening of the Extraordinary General Meeting of Shareholders.
Decisions:			
1	Decisions serving the management and administration of the enterprise during the 2024 production and business process fall under the authority of the legal representative, Chairman of the Board of Directors of the company.		

d) Activities of Independent Board of Directors' members: None.

e) List of Board of Directors' members with corporate governance training certificates.

List of Board of Directors' members participating in corporate governance training courses in the year 2024: None.

List of Board of Directors' members with corporate governance certificates:

Mr. Dang Tan Chien – Chairman of the Board of Directors: CEO Certificate

Mrs. Le Thi Quyen – Member of the Board of Directors: CHRO Certificate

2. Board of Supervisors

a) Members and structure of the Board of Supervisors

No.	Name	Position	Shares owned, represented	Number of shares	Percentage of voting shares
1	Bui Thien Ngoc Minh	Head of the Board of Supervisors	- Personally owned shares	16,400	0.06%
2	Nguyen Thi Hong Nhung	Members of Board of Supervisors/ Audit Committee	- Personally owned shares	6,600	0.02%
3	Nguyen Huu Binh	Members of Board of Supervisors/ Audit Committee		-	-

b) Activities of the Board of Supervisors

Based on the functions and duties of the Board of Supervisors as prescribed in the Enterprise Law, the Charter, and the Corporate Governance Regulations, the Board of Supervisors has developed and implemented the Work Program, assigning tasks to each member in charge of inspecting and supervising the activities of the Board of Directors and the Executive Board regarding the implementation of the General Meeting of Shareholders' Resolutions and supervising the company's business operations in 2024, carefully and accurately examining the quarterly, semi-annual, and annual financial statements of 2024, ensuring shareholders' rights. The members of the Board of Supervisors participated in meetings of the Board of Supervisors as follows:

- The Board of Supervisors meetings in 2024

No.	Member of the Board of Supervisors	Number of meetings attended	Meeting attendance Percentage	Voting rate	Reasons for not attending the meeting
1	Mrs. Bui Thien Ngoc Minh	4/4	100%	100%	
2	Ms. Nguyen Thi Hong Nhung	2/4	50%	100%	Maternity Leave
3	Mr. Nguyen Huu Binh	4/4	100%	100%	

3. Transactions, remuneration, and benefits of the Board of Directors, Management Board, and Supervisory Board.

a) Salary, bonus, remuneration, and benefits of each Member of the Board of Directors, Member of the Supervisory Board, General Director, and other management officers.

No	Name	Position	Salary	Fees	Total Income
1	Board of Directors		536.931.746	216.000.000	752.931.746
	Dang Tan Chien	Chairman of the Board of Directors	536.931.746	-	536.931.746
	Le Thi Quyen	Board of Directors' members	-	72.000.000	72.000.000
	Van Kim Hung Phong	Board of Directors' members	-	72.000.000	72.000.000
	Tran Tan Duc	Board of Directors' members	-	72.000.000	72.000.000
2	General Director and Other Managers		1.342.329.364	-	1.342.329.364
	Nguyen Quoc Dat	Deputy General Director	462.357.892	-	462.357.892
	Luong Minh Triet	Deputy General Director	462.357.892	-	462.357.892
	Le Van Thang	Chief Accountant	417.613.580	-	417.613.580
3	Board of Supervisors		477.272.663	72.000.000	549.272.663
	Bui Thien Ngoc Minh	Head of the Board of Supervisors	477.272.663	-	477.272.663
	Nguyen Thi Hong Nhung	Members of Board of Supervisors	-	24.000.000	24.000.000
	Nguyen Huu Binh	Members of Board of Supervisors	-	48.000.000	48.000.000
	Total		2.356.533.773	288.000.000	2.644.533.773

b) Internal persons' share transactions:

No.	Transaction executor	Relationship with internal persons	Number of shares at the beginning of the period		Number of shares at the end of the period		Reasons for increase/decrease (purchase, sale, conversion, bonus...)
			Number of shares	Percentage	Number of shares	Percentage	
1	Dang Tan Chien	Internal persons	186,800	0.65%	322,822	1.12%	Purchase

c) Contracts or transactions with internal persons:

No.	Organization/ Individual Conducting Transactions with the Company	Content	Transaction Value	Explanation
1	Mekong Water and Environment Corporation (MEWACO)	Clean Water Purchase	7,553,375,700	- Mr. Luong Minh Triet: Deputy General Director of Vinh Long Water Supply Joint Stock Company, holds the position of Head of the Board of Supervisors at Mekong Water and Environment Corporation.
		Dividends are distributed	900,000,000	
2	Binh Tan Water Supply And Environment Corporation (BITAWACO)	Dividends are distributed	1,500,000,000	- Mr. Dang Tan Chien: Chairman of the Board of Directors of Vinh Long Water Supply Joint Stock Company holds the position of Vice Chairman of the Board of Directors of Binh Tan Water and Environment Joint Stock Company.
3	Vinh Long Provincial People's Committee	Dividend Payment	23,906,658,000	Resolution No. 06/NQ-HDQT dated 23/7/2024 on the payment of cash dividends for the year 2023 of Vinh Long Water Supply Joint Stock Company
4	Biwase Construction- Electricity Joint Stock Company	Dividend Payment	15,775,348,164	Resolution No. 06/NQ-HDQT dated 23/7/2024 on the payment of cash dividends for the year 2023 of Vinh Long Water Supply Joint Stock Company

d) *Evaluation of the implementation of regulations on corporate governance:*

The Company complies with the laws on corporate governance.


VI. FINANCIAL STATEMENTS

1. Audit opinion:

In our opinion, the accompanying financial statements present fairly, in all material respects, the financial position of the Company as of 31/12/2024, as well as the results of its operations and its cash flows for the fiscal year ending on 31/12/2024, in accordance with Vietnamese Accounting Standards, the Vietnamese Enterprise Accounting System, and relevant legal regulations on the preparation and presentation of financial statements.

2. 2024 Audited financial statements:

Vinh Long Water Supply Joint Stock Company's 2024 financial statements have been audited by International Auditing Company Limited - Saigon Branch.
Details are shown in the attached Financial Statements.

Recipients: 

- As above;
- Archive.



Dang Tan Chien
Chairman of the Board of Directors

VINH LONG WATER SUPPLY JOINT STOCK COMPANY

(Incorporated in the Socialist Republic of Vietnam)

**AUDITED FINANCIAL STATEMENTS
For the year ended 31 December 2024**

TABLE OF CONTENTS

<u>CONTENTS</u>	<u>PAGE(S)</u>
STATEMENT OF THE CHAIRMAN AND BOARD OF MANAGEMENT	1 - 2
INDEPENDENT AUDITORS' REPORT	3
BALANCE SHEET	4 - 5
STATEMENT OF INCOME	6
STATEMENT OF CASH FLOWS	7
NOTES TO THE FINANCIAL STATEMENTS	8 - 36

STATEMENT OF THE CHAIRMAN AND THE BOARD OF MANAGEMENT

The Chairman and the Board of Management of Vinh Long Water Supply Joint Stock Company (hereinafter referred to as the "Company") present this report together with the Company's financial statements for the year ended 31 December 2024.

THE BOARDS OF DIRECTORS, SUPERVISORY, AND MANAGEMENT

The members of the Board of Directors, Board of Supervisory, and Board of Management of the Company who held office during the year and to the date of this report are as follows:

Board of Directors

Mr. Dang Tan Chien	Chairman
Ms. Le Thi Quyen	Member
Mr. Tran Tan Duc	Member
Mr. Van Kim Hung Phong	Member
Mr. Huynh Ngoc Chien	Member (appointed on 19 February 2025)

Board of Supervisory

Ms. Bui Thien Ngoc Minh	Head of the Board
Mr. Nguyen Huu Binh	Member
Ms. Nguyen Thi Hong Nhung	Member

Board of Management

Mr. Huynh Ngoc Chien	General Director (appointed on 19 February 2025)
Mr. Nguyen Quoc Dat	Deputy General Director
Mr. Luong Minh Triet	Deputy General Director

Legal Representative

The Company's legal representative of the Company during the year and as of the date of this report is Mr. Dang Tan Chien – Chairman.

AUDITORS

The financial statements for the year ended 31 December 2024 have been audited by International Auditing Company Limited - A member of AGN International.

THE CHAIRMAN AND THE BOARD OF MANAGEMENT'S RESPONSIBILITY

The Chairman and the Board of Management of the Company are responsible for preparing the financial statements, which give a true and fair view of the financial position of the Company as at 31 December 2024, and its financial performance and its cash flows for the year then ended in accordance with Vietnamese accounting standards, accounting regime for enterprises and legal regulations relating to financial reporting. In preparing these financial statements, the Chairman and the Board of Management are required to:

- select suitable accounting policies and then apply them consistently;
- make judgments and estimates that are reasonable and prudent;
- state whether applicable accounting principles have been followed, subject to any material departures disclosed and explained in the financial statements;
- prepare the financial statements on the going concern basis unless it is inappropriate to presume that the Company will continue in business; and
- design and implement an effective internal control system for the purpose of properly preparing and presenting financial statements so as to minimize errors and frauds.

STATEMENT OF THE CHAIRMAN AND THE BOARD OF MANAGEMENT (continued)

THE CHAIRMAN AND THE BOARD OF MANAGEMENT'S RESPONSIBILITY (continued)

The Chairman and the Board of Management are responsible for ensuring that proper accounting records are kept, which disclose, with reasonable accuracy at any time, the financial position of the Company and ensure that the financial statements comply with Vietnamese accounting standards, accounting regime for enterprises and legal regulations relating to financial reporting. The Chairman and the Board of Management are also responsible for safeguarding the assets of the Company and hence for taking reasonable steps for the prevention and detection of frauds and other irregularities.

The Chairman and the Board of Management confirm that the Company has complied with the above requirements in preparing these financial statements.

For and on behalf of the Board of Directors and the Board of Management,



Dang Tan Chien
Chairman

Vinh Long, 19 March 2025

No: 2082/2025/BCKT-ICPA.SG

INDEPENDENT AUDITORS' REPORT

To: **The Shareholders**
The Board of Directors, Board of Supervisory and Board of Management
Vinh Long Water Supply Joint Stock Company

We have audited the accompanying financial statements of Vinh Long Water Supply Joint Stock Company (hereinafter referred to as "the Company"), prepared on 19 March 2025, as set out from page 4 to page 36, which comprise the Balance Sheet as at 31 December 2024, the Statement of Income, and Statement of Cash Flows for the year then ended, and a summary of significant accounting policies and other explanatory information.

The Chairman and the Board of Management's Responsibility

The Chairman and the Board of Management are responsible for the preparation and presentation of these financial statements in accordance with Vietnamese accounting standards, accounting regime for enterprises, and prevailing relevant regulations in the financial statements preparation and disclosure and for such internal control as the Chairman and the Board of Management determine is necessary to enable the preparation of financial statements that are free from material misstatement, whether due to fraud or error.

Auditors' Responsibility

Our responsibility is to express an opinion on these financial statements based on our audit. We conducted our audit in accordance with Vietnamese standards on auditing. Those standards require that we comply with ethical requirements and plan and perform the audit to obtain reasonable assurance about whether the financial statements are free from material misstatement.

An audit involves performing procedures to obtain audit evidence about the amounts and disclosures in the financial statements. The procedures selected depend on the auditors' judgment, including the assessment of the risks of material misstatement of the financial statements, whether due to fraud or error. In making those risk assessments, the auditors consider internal control relevant to the Company's preparation and fair presentation of the financial statements in order to design audit procedures that are appropriate in the circumstances, but not for the purpose of expressing an opinion on the effectiveness of the Company's internal control. An audit also includes evaluating the appropriateness of accounting policies used and the reasonableness of accounting estimates made by the Chairman and the Board of Management, as well as evaluating the overall presentation of the financial statements.

We believe that the audit evidence we have obtained is sufficient and appropriate to provide a basis for our opinion.

Opinion

In our opinion, the financial statements give a true and fair view in all material respects of the financial position of the Company as at 31 December 2024 and the results of its financial performance and its cash flows for the year then ended in accordance with Vietnamese accounting standards, accounting regime for enterprises and legal regulations relating to financial reporting.



Phạm Thị Toán
Deputy Branch Director
Audit Practising Registration Certificate
No. 2767-2024-072-1



Trieu Thi Thuy Linh
Auditor
Audit Practising Registration Certificate
No. 3779-2021-072-1

Ho Chi Minh city, 19 March 2025

BALANCE SHEET
As at 31 December 2024


Unit: VND

ASSETS	Codes	Notes	31/12/2024	01/01/2024
A. CURRENT ASSETS	100		318,710,013,496	293,702,139,150
I. Cash and cash equivalents	110	V.1	15,256,178,200	22,083,263,283
1. Cash	111		15,256,178,200	7,083,263,283
2. Cash equivalents	112		-	15,000,000,000
II. Short-term financial investments	120		275,835,000,000	200,670,000,000
1. Held-to-maturity investments	123	V.2	275,835,000,000	200,670,000,000
III. Short-term receivables	130		14,071,501,089	50,782,593,629
1. Short-term trade receivables	131	V.3	9,588,536,272	27,444,003,997
2. Short-term advances to suppliers	132	V.4	2,029,368,700	14,757,173,213
3. Short-term loan receivables	136	V.5	3,775,821,140	10,168,805,192
4. Other short-term receivables	137	V.6	(1,322,225,023)	(1,587,388,773)
IV. Inventories	140	V.7	11,984,240,966	18,637,199,350
1. Inventories	141		11,984,240,966	18,637,199,350
V. Other short-term assets	150		1,563,093,241	1,529,082,888
1. Short-term prepayments	151	V.8	1,246,781,259	1,508,602,038
2. Value added tax deductibles	152		310,098,957	-
3. Taxes and other receivables from the State budget	153	V.14	6,213,025	20,480,850
B. NON-CURRENT ASSETS	200		293,956,265,795	263,033,778,844
I. Fixed assets	220		241,467,517,646	236,490,562,804
1. Tangible fixed assets	221	V.9	241,196,026,251	236,248,325,707
- Cost	222		646,864,355,080	617,814,104,058
- Accumulated depreciation	223		(405,668,328,829)	(381,565,778,351)
2. Intangible fixed assets	227	V.10	271,491,395	242,237,097
- Cost	228		856,768,985	766,834,100
- Accumulated amortization	229		(585,277,590)	(524,597,003)
II. Long-term assets in progress	240		44,702,223,536	18,843,531,239
1. Long-term construction in progress	242	V.11	44,702,223,536	18,843,531,239
III. Long-term financial investments	250	V.12	7,210,754,818	7,210,754,818
1. Investments in joint-ventures, associates	252		6,910,754,818	6,910,754,818
2. Equity investments in other entities	253		300,000,000	300,000,000
IV. Other long-term assets	260		575,769,795	488,929,983
1. Long-term prepayments	261	V.8	575,769,795	488,929,983
TOTAL ASSETS (270 = 100 + 200)	270		612,666,279,291	556,735,917,994

BALANCE SHEET (continued)
As at 31 December 2024

Unit: VND

RESOURCES	Codes	Notes	31/12/2024	01/01/2024
C. LIABILITIES	300		135,999,779,482	96,533,648,558
I. Current liabilities	310		77,688,578,523	60,496,094,978
1. Short-term trade payables	311	V.13	8,753,990,171	2,871,325,436
2. Short-term advances from customers	312		117,496,260	201,940,000
3. Taxes and amounts payable to the State budget	313	V.14	13,623,556,240	4,183,930,766
4. Payables to employees	314		9,241,652,529	15,230,792,016
5. Short-term accrued expenses	315	V.15	814,550,686	695,117,769
6. Other current payables	319	V.16	3,243,733,594	3,325,576,192
7. Short-term loans and obligations under finance leases	320	V.17	10,307,480,000	5,307,480,000
8. Bonus and welfare funds	322	V.18	31,586,119,043	28,679,932,799
II. Long-term liabilities	330		58,311,200,959	36,037,553,580
1. Long-term loans and obligations under finance leases	338	V.17	47,010,267,636	20,311,071,636
2. Scientific and technological development fund	343	V.19	11,300,933,323	15,726,481,944
D. EQUITY	400		476,666,499,809	460,202,269,436
I. Owner's equity	410	V.20	476,666,499,809	460,202,269,436
1. Owner's contributed capital	411		289,000,000,000	289,000,000,000
- Ordinary shares carrying voting rights	411a		289,000,000,000	289,000,000,000
2. Investment and development fund	418		111,845,855,226	89,915,932,659
3. Retained earnings	421		75,820,644,583	81,286,336,777
- Retained earnings accumulated to the prior year end	421a		34,410,536,777	34,410,332,301
- Retained earnings of current year	421b		41,410,107,806	46,876,004,476
TOTAL RESOURCES (440 = 300 + 400)	440		612,666,279,291	556,735,917,994



Nguyen Thi Phuong Minh
Preparer



Le Van Thang
Chief Accountant




Dang Tan Chien
Chairman

19 March 2025

STATEMENT OF INCOME
For the year ended 31 December 2024

Unit: VND

ITEMS	Codes	Notes	2024	2023
1. Gross revenue from goods sold and services rendered	01	VI.1	195,257,957,234	186,994,110,662
2. Deductions	02		62,130,255	-
3. Net revenue from goods sold and services rendered (10 = 01 - 02)	10		195,195,826,979	186,994,110,662
4. Cost of sales	11	VI.2	70,227,396,071	66,021,625,691
5. Profit from goods sold and services rendered (20 = 10 - 11)	20		124,968,430,908	120,972,484,971
6. Financial income	21	VI.3	16,234,265,284	19,627,237,346
7. Financial expenses	22		64,729,924	80,674,476
- In which: Interest expense	23		64,729,924	80,674,476
8. Selling expenses	25	VI.4	34,024,297,057	30,945,590,869
9. General and administration expenses	26	VI.5	24,919,571,934	27,899,719,573
10. Operating profit [30 = 20 + (21 - 22) - (25 + 26)]	30		82,194,097,277	81,673,737,399
11. Other income	31	VI.6	8,026,329,392	7,171,777,273
12. Other expenses	32	VI.7	1,073,324,964	1,078,497,389
13. Profit from other activities (40 = 31 - 32)	40		6,953,004,428	6,093,279,884
14. Accounting profit before tax (50 = 30 + 40)	50		89,147,101,705	87,767,017,283
15. Current corporate income tax expense	51	VI.8	16,047,359,815	6,843,258,367
16. Net profit after corporate income tax (60 = 50 - 51)	60		73,099,741,890	80,923,758,916
17. Basic earnings per share	70	VI.9	2,192	2,462


Nguyen Thi Phuong Minh
Preparer


Le Van Thang
Chief Accountant


Dang Tan Chien
Chairman

19 March 2025



STATEMENT OF CASH FLOWS
(Indirect method)
For the year ended 31 December 2024

Unit: VND

ITEMS	Codes	2024	2023
I. CASH FLOWS FROM OPERATING ACTIVITIES			
1. Profit before tax	01	89,147,101,705	87,767,017,283
2. Adjustments for:			
Depreciation of fixed assets	02	25,340,001,698	24,392,173,258
Provisions	03	(265,163,750)	962,740,389
Gain from investing activities	05	(16,177,738,459)	(19,494,082,990)
Interest expense	06	64,729,924	80,674,476
Other adjustments	07	(4,425,548,621)	(3,465,915,660)
3. Operating profit before movements in working capital	08	93,683,382,497	90,242,606,756
Increase/(decrease) in receivables	09	17,388,240,445	(7,873,538,198)
Decrease in inventories	10	6,652,958,384	1,417,905,406
Decrease/(increase) in payables (excluding accrued loan interest and corporate income tax	11	(6,005,256,863)	5,609,731,180
Increase in prepaid expenses	12	174,980,967	1,175,941,732
Interest paid	14	(68,798,991)	(84,743,545)
Corporate income tax paid	15	(6,781,746,624)	(4,427,841,026)
Other cash inflows	16	24,390,000	52,490,000
Other cash outflows	17	(6,877,915,273)	(6,903,736,816)
Net cash generated from operating activities	20	98,190,234,542	79,208,865,489
II. CASH FLOWS FROM INVESTING ACTIVITIES			
1. Acquisition and construction of fixed assets and other long-term assets	21	(37,483,611,149)	(41,873,773,972)
2. Proceeds from sale, disposal of fixed assets and other long-term assets	22	-	5,394,907
3. Cash outflow for lending, buying debt instruments of other entities	23	(480,226,000,000)	(267,720,000,000)
4. Cash recovered from lending, selling debt instruments of other entities	24	405,061,000,000	247,640,000,000
5. Interest, dividends and profits received	27	22,799,285,484	16,650,792,120
Net cash used in from investing activities	30	(89,849,325,665)	(45,297,586,945)
III. CASH FLOWS FROM FINANCING ACTIVITIES			
1. Proceeds from borrowings	33	37,006,676,000	1,734,635,000
2. Repayment of borrowings	34	(5,307,480,000)	(5,307,480,000)
3. Dividends and profits paid	36	(46,867,189,960)	(28,892,400,000)
Net cash used in from financing activities	40	(15,167,993,960)	(32,465,245,000)
Net (decrease)/increase in cash (50 = 20 + 30 + 40)	50	(6,827,085,083)	1,446,033,544
Cash and cash equivalents at the beginning of the year	60	22,083,263,283	20,637,229,739
Cash and cash equivalents at the end of the year (70 = 50 + 60)	70	15,256,178,200	22,083,263,283

Nguyen Thi Phuong Minh
Preparer

Le Van Thang
Chief Accountant

Dang Tan Chien
Chairman

19 March 2025

NOTES TO THE FINANCIAL STATEMENTS

For the year ended 31 December 2024

I. GENERAL INFORMATION**Structure of ownership**

Vinh Long Water Supply Joint Stock Company (hereinafter referred to as the "Company") is a state-owned enterprise that was equitized from Vinh Long Water Supply One-Member Limited Liability Company under Decision No. 378/QĐ-UBND dated 13 March 2015, issued by the People's Committee of Vinh Long Province. The Company officially operates as a joint-stock company under Enterprise Registration Certificate No. 1500174831, initially issued on 3 March 2008 by the Department of Planning and Investment of Vinh Long Province, and its 8th amended certificate issued on 23 September 2021 due to changes in the personal information of the Company's legal representative.

The charter capital of the Company is VND 289,000,000,000, equally divided into 28,900,000 shares with a par value of VND 10,000 each, of which the State, represented by the People's Committee of Vinh Long Province, holds 51% as the parent company.

The Company's name in English is Vinh Long Water Supply Joint Stock Company, the Company's abbreviation name: VWACO.

The head office of the Company is located at No. 2, Hung Dao Vuong, Ward 1, Vinh Long City, Vinh Long Province.

The Company's shares are currently traded at Upcom of the Ha Noi Stock Exchange with stock code VLW.

The number of employees of the Company as of 31 December 2024 and 01 January 2024 is about 233 and 239, respectively.

Business sector

The Company's business sector is production, commerce, and services.

Operating industries and principal activities

The operating industries of the Company: Production and distribution of clean water; bottled water production; trading of bottled drinking water; construction and installation of infrastructure projects; investment in and development of water supply projects; operation of water supply projects; and construction consulting services, including design, supervision, and project management of infrastructure works.

The Company's principal activities are the production and distribution of clean water.

Disclosure of information comparability in the financial statements

The Company's ensure to comply with accounting policies and regulations according to the Accounting regime for enterprises promulgated under Circular No. 200/2014/TT-BTC dated 22 December 2014 by the Ministry of Finance guiding the accounting regime for enterprises and Circular No. 53/2016/TT-BTC dated 21 March 2016 by Ministry of Finance amending and supplementing some articles of Circular No. 200/2014/TT-BTC as well as circulars guiding the implementation of accounting standards of the Ministry of Finance in the preparation and presentation of financial statements. Therefore, the information and accounting data presented in the financial statements are comparable.

Normal production and business cycle

The Company's normal production and business cycle is carried out in a period not exceeding 12 months.

NOTES TO THE FINANCIAL STATEMENTS (continued)

For the year ended 31 December 2024

I. GENERAL INFORMATION (continued)**Company's structure**

As of 31 December 2024, the Company has direct investments in two (2) associates, as detailed below:

Name of companies	31/12/2024				01/01/2024				Places of incorporation and operation	Operating industry and principal activity
	Proportion of voting right power held (%)	Proportion of ownership interest			Proportion of voting right power held (%)	Proportion of ownership interest				
		Total (%)	Direct interest (%)	Indirect interest (%)		Total (%)	Direct interest (%)	Indirect interest (%)		
1. Binh Tan Water supply and Environment Coporation	25%	25%	25%	0.00%	25%	25%	25%	0.00%	Vinh Long Province	Water exploitation, treatment and supply
2. Mekong Water and Environment Corporation	20%	20%	20%	0.00%	20%	20%	20%	0.00%	Vinh Long Province	Water exploitation, treatment and supply

The Company's affiliated units include:

Affiliated units	Address
Hung Dao Vuong Water Plant	No. 02 Hung Dao Vuong, Ward 1, Vinh Long City, Vinh Long Province
Truong An Water Plant	No. 519, Tan Vinh Thuan Hamlet, Tan Ngai Commune, Vinh Long City, Vinh Long Province
Tra On Water Supply Branch	Group 2, My Loi Hamlet, Thien My Commune, Tra On District, Vinh Long Province
Vung Liem Water Supply Branch	Group 9B, Trung Tin Hamlet, Vung Liem Town, Vung Liem District, Vinh Long Province
Tam Binh Water Supply Branch	No. 390/8 Hamlet 4, Tam Binh Town, Tam Binh District, Vinh Long Province
Cai Ngang Water Supply Branch	Group 3, Hamlet 8, My Loc Commune, Tam Binh District, Vinh Long Province
Long Ho Water Supply Branch	Group 32, Long Thuan B Hamlet, Long Phuoc Commune, Long Ho District, Vinh Long Province
Viet Uc Bottled Water Production and Business Branch	54 Nguyen Hue Street, Ward 2, Vinh Long City, Vinh Long Province
Construction and Installation Enterprise	02 Hung Dao Vuong Street, Ward 1, Vinh Long City, Vinh Long Province

NOTES TO THE FINANCIAL STATEMENTS (continued)

For the year ended 31 December 2024

II. ACCOUNTING CONVENTION AND ACCOUNTING YEAR**Accounting convention**

The accompanying financial statements are expressed in Vietnamese Dong (VND) and are prepared under the historical cost convention and in accordance with Vietnamese accounting standards, accounting regime for enterprises, and legal regulations relating to financial reporting.

The Company's financial statements are prepared by aggregating the financial statements of the Company's headquarters and its affiliated units. Inter-unit transactions and balances are eliminated in the preparation of the financial statements.

The accompanying financial statements are not intended to present the financial position, results of operations, and cash flows in accordance with accounting principles and practices generally accepted in countries and jurisdictions other than Vietnam.

Financial year

The Company's financial year begins on 1 January and ends on 31 December.

III. ACCOUNTING STANDARD AND REGIME APPLIED

The Company's Board of Director and Management ensures compliance with requirements of Vietnamese accounting standards and the accounting regime for enterprises promulgated under Circular No. 200/2014/TT-BTC ("Circular 200") dated 22 December 2014, guiding the accounting regime for enterprises, Circular No. 53/2016/TT-BTC dated 21 March 2016 of the Ministry of Finance amending and Circular No. 200/2014/TT-BTC, as well as circulars guiding the implementation of accounting standards of the Ministry of Finance in the preparation and presentation of financial statements.

IV. SUMMARY OF SIGNIFICANT ACCOUNTING POLICIES

The following are the significant accounting policies applied by the Company in preparing the financial statements:

Accounting estimates

The preparation of financial statements in accordance with Vietnamese Accounting Standards (VAS), the Vietnamese accounting system for enterprises, and relevant legal regulations on financial statement preparation and presentation requires the Chairman and the Board of Management to make estimates and assumptions that affect the reported amounts of assets, liabilities, and the disclosure of contingent assets and liabilities at the reporting date, as well as the reported amounts of revenues and expenses during the reporting period. Although accounting estimates are made using the best knowledge of The Chairman and the Board of Management of the Company, actual results may differ from these estimates and assumptions.

Cash and cash equivalents

Cash and cash equivalents include cash on hand, demand deposits, and short-term investments with original maturities of three months or less, readily convertible to cash, and subject to insignificant risk of changes in value.

NOTES TO THE FINANCIAL STATEMENTS (continued)

For the year ended 31 December 2024

IV. SUMMARY OF SIGNIFICANT ACCOUNTING POLICIES (continued)**Financial Investments**Held-to-maturity investments

Held-to-maturity investments comprise investments that the Company has the positive intent or ability to hold to maturity, including term deposits (commercial bills), bonds, preference shares which the issuer shall redeem at a certain date in the future and other held-to-maturity investments.

Held-to-maturity investments are recognised on a trade date basis and are initially measured at acquisition price plus directly attributable transaction costs.

Post-acquisition interest income from held-to-maturity investments is recognised in the income statement on an accrual basis. Pre-acquisition interest is deducted from the cost of such investments at the acquisition date.

When there is specific evidence that a part or all of the investment may not be recoverable and the amount of loss can be measured reliably, the loss is recognized in financial expenses during the year and directly reduced to the investment value.

Held-to-maturity investments are measured at cost less provision for doubtful debts. Provision for doubtful debts relating to held-to-maturity investments is made in accordance with prevailing accounting regulations.

Investments in associates

An associate is an entity over which the Company has significant influence but is not a subsidiary or joint venture of the Company. Significant influence is the power to participate in the financial and operating policy decisions of the investee but not control or joint control over those policies.

Interests in associates are initially recognized at cost. The Company's share of net profit of the investee after the acquisition is recognized in the income statement. Any distribution other than post-acquisition profit from the investee is accounted for as a recovery of investment, so it shall be recorded as a deduction from historical cost. When the investors have the right to receive stock dividends, they only record the number of additional shares, not an increase in the value of investments and income from stock dividends.

Investments in associates are presented in the balance sheet at cost less provision for impairment (if any).

Equity investment in other entities

Investments in other entities present the Company's investments in equity of the entities over which the Company has no control, joint control, or significant influence.

Investments in other entities are presented in the balance sheet at cost less provision for impairment (if any).

NOTES TO THE FINANCIAL STATEMENTS (continued)

For the year ended 31 December 2024

IV. SUMMARY OF SIGNIFICANT ACCOUNTING POLICIES (continued)**Provisions for impairment of equity investment in other entities**

Provisions for impairment of equity investment are made as follows:

- For investments in listed companies or equity investments for which the fair value can be reliably measured, the allowance shall be made according to the fair value of the shares.
- For investments without a determinable fair value at the reporting date, the provision is based on the investee's loss, calculated as the difference between the actual contributed capital of the parties in the other entity and the actual equity, multiplied by the Company's ownership percentage compared to the total actual contributed capital of the parties in the other entity. If the investee is a subject of consolidated financial statements, the basis for determining the impairment provision is the consolidated financial statements.

An increase or decrease in allowance for diminution in the value of investments in other entities at the closing date is recognized as financial expense in the year.

Receivables

Receivables represent the amounts recoverable from customers or other debtors and are stated at book value less provision for doubtful debts.

Provision for doubtful debts is made for overdue receivables stated in economic contracts, loan agreements, contractual commitments or debt commitments, and outstanding receivables which are doubtful of being recovered. Provision for overdue receivables is made based on overdue days in payment of principals following the initial economic contract, exclusive of the rescheduling debts between contracting parties, provision for outstanding receivables is made when the debtor is in bankruptcy, or is doing procedures to dissolve, missing, escaped.

An increase or decrease in provision for doubtful debts at the closing date is recognized as general and administration expenses in the year.

Inventories

Inventories are stated at the lower of cost and net realizable value. Cost comprises direct materials and, where applicable, direct labor costs and overheads that have been incurred in bringing the inventories to their present location and condition. The cost is calculated using the weighted average method. Net realizable value represents the estimated selling price less all estimated costs to completion and costs to be incurred in marketing, selling, and distribution.

Provision for devaluation of inventories is made in accordance with prevailing accounting regulations which allow provision to be made for obsolete, damaged, or sub-standard inventories and for those which have costs higher than net realizable values as of reporting date. The provision for devaluation of obsolete, damaged, or sub-standard inventories is not included in deductible expenses for the calculation of corporate income tax until such inventories are disposed.

An increase or decrease in the provision for devaluation of inventories at the closing date is recognized in the cost of sales in the year.

NOTES TO THE FINANCIAL STATEMENTS (continued)

For the year ended 31 December 2024

IV. SUMMARY OF SIGNIFICANT ACCOUNTING POLICIES (continued)**Prepayments**

Prepaid expenses include actual costs incurred that are related to the business operations over multiple accounting periods and are expected to provide future economic benefits.

Prepaid expenses include advance payments for insurance, the value of small tools, equipment, and components issued for use, and other prepaid expenses that are considered to provide future economic benefits to the Company. These expenses are capitalized as prepaid expenses and allocated to production and business costs using the straight-line method and actual usage cycles in accordance with current accounting regulations.

Tangible fixed assets and depreciation

Tangible fixed assets are stated at cost less accumulated depreciation.

The costs of purchased tangible fixed assets comprise their purchase prices and any directly attributable costs of bringing the assets to their working condition and location for their intended use.

The costs of self-constructed or manufactured assets are the actual construction or manufacturing costs plus installation and test running costs.

Tangible fixed assets are depreciated using the straight-line method over their estimated useful lives as follows:

	<u>Years</u>
Buildings and structures	5 - 50
Machinery and equipment	5 - 15
Motor vehicles	6 - 30
Office equipment	3 - 8

Tangible fixed assets are revalued when state-owned enterprises are equitised. The cost and accumulated depreciation of tangible fixed assets are adjusted based on the revaluation value approved by competent authorities as regulated.

Loss or gain resulting from sales and disposals of tangible fixed assets is the difference between profit from sales or disposals of assets and their residual values and is recognized in the statement of income.

Intangible fixed assets and amortization

Intangible assets are stated at cost less accumulated amortization. The Company's intangible assets comprise of computer software, which is amortized using the straight-line method 5 years.

Construction in progress

Properties in the course of construction for production, rental, or administrative purposes, or for purposes not yet determined, are carried at cost. Cost includes professional fees and for qualifying assets, borrowing costs dealt with in accordance with the Company's accounting policy. Depreciation of these assets, on the same basis as other property assets, commences when the assets are ready for their intended use.

Payables

Accounts payable are monitored in detail by payable terms, payable parties, original currency, and other factors depending on the Company's managerial requirements. Accounts payable to suppliers include trade payables arising from buying-selling transactions and payables for import through entrusted (in import entrustment transactions). Other payables include non-trade payables, not related to buying-selling transactions. Accounts payable are classified as short-term and long-term in the financial statements based on the remaining years of these payables at the reporting date.

NOTES TO THE FINANCIAL STATEMENTS (continued)

For the year ended 31 December 2024

IV. SUMMARY OF SIGNIFICANT ACCOUNTING POLICIES (continued)**Accrued expenses**

Accrued expenses are recognized for the amount to be paid in the future for goods and services received, whether or not billed to the Company or lack of accounting document, which are recognized as operating expenses of the reporting period.

Scientific and technological development fund

The Science and Technology Development Fund is recorded as administrative expenses to determine the business results for the period.

The Company appropriates and utilizes the Science and Technology Development Fund in accordance with the regulations stipulated in Circular No. 05/2022/TT-BKHCN dated 31 May 2022, issued by the Ministry of Science and Technology, and Circular No. 67/2022/TT-BTC dated 7 November 2022, issued by the Ministry of Finance.

The annual appropriation rate ranges from 3% to 10% of taxable corporate income. The specific appropriation rate for 2024 is set at 3%, based on the Company's financial capacity and demand for science and technology activities.

Owner's equity

Owner's equity is recognized by actual capital contributions from shareholders.

Share premium is recognized by the larger or smaller difference between the issuing price and par value of shares upon the initial public offering, additional issue, or re-issue of treasury shares. Direct expenses related to the additional issuance of shares and the re-issuance of treasury shares are recorded as a reduction in share premium.

Retained earnings are recognized by operating results less (-) current corporate income tax expense and adjustments due to the retrospective application of changes in accounting policies and the retrospective adjustments for material misstatements of prior periods.

Dividends are declared and paid in the following period from retained earnings based on the approval of shareholders at the Company's Annual General Meeting.

Appropriation of reserves and funds from profit after tax is based on the Company's ordinance and approval in the Annual General Meeting.

NOTES TO THE FINANCIAL STATEMENTS (continued)

For the year ended 31 December 2024

IV. SUMMARY OF SIGNIFICANT ACCOUNTING POLICIES (continued)**Revenue recognition**Revenue from sales of goods

Revenue from the sale of goods is recognized when all five (5) following conditions are satisfied:

- (a) The Company has transferred to the buyer the significant risks and rewards of ownership of the goods;
- (b) The Company retains neither continuing managerial involvement to the degree usually associated with ownership nor effective control over the goods sold;
- (c) The amount of revenue can be measured reliably. Where the contract stipulates that the buyer is entitled to return the products or goods purchased under specific conditions, revenue is recognized only when those specific conditions no longer exist, and the buyer is not entitled to return products and goods (except for cases where customers have the right to return goods in the form of exchange for other goods or services);
- (d) It is probable that the economic benefits associated with the transaction will flow to the Company; and
- (e) The costs incurred or to be incurred in respect of the transaction can be measured reliably.

The Company's primary revenue comes from the supply of clean water to residents in Vinh Long Province, with water pricing determined by the People's Committee of the Vinh Long province for each specific period. The water price is only adjusted based on the approval by the competent state authority.

Revenue from services rendered

Revenue from rendering services of a transaction involving the rendering of services is recognized when the outcome of such transactions can be measured reliably. Where a transaction involving the rendering of services is attributable for several years, revenue is recognized in each year by reference to the percentage of completion of the transaction at the balance sheet date of that year. The outcome of a transaction can be measured reliably when all four (4) following conditions are satisfied:

- (a) The amount of revenue can be measured reliably. Where the contract stipulates that the buyer is entitled to return the supplied service under specific conditions, revenue is recognized only when those specific conditions no longer exist, and the buyer is not entitled to return the service;
- (b) It is probable that the economic benefits associated with the transaction will flow to the Company;
- (c) The percentage of completion of the transaction at the balance sheet date can be measured reliably; and
- (d) The costs incurred for the transaction and the costs to complete the transaction can be measured reliably.

Financial income

Interest income from bank deposits, bonds and loan receivables is recognized on a time basis by reference to outstanding principals and applicable interest rates.

Dividends and profits from investments are recognized when the Company's right to receive payment has been established. When the investors receive stock dividends, they only record the number of additional shares, not the income from stock dividends.

Gain on the transfer of equity investments and trading securities is determined by the difference between the selling price and cost of such investments and shall be recognized on the transaction completion date.

When the outcome of a construction contract can be estimated reliably:

- For construction contracts stipulating that the contractors are permitted to make payments under schedule, contract revenue and contract costs associated with the construction contract shall be recognised as revenue and expenses, respectively, by reference to the completion stage of the contract activity at the end of the reporting period.

NOTES TO THE FINANCIAL STATEMENTS (continued)

For the year ended 31 December 2024

IV. SUMMARY OF SIGNIFICANT ACCOUNTING POLICIES (continued)**Revenue recognition (continued)**

- For construction regulating that the contractors are permitted to make payments equivalently to the percentage of work certified by customers, contract revenue and contract costs associated with the construction contract shall be recognized as revenue and expenses, respectively, by reference to the completed work confirmed by the customers and reflected on the invoice.

Revenue from alternations in the original contract work, compensation, claims and incentive payments are recognized only when agreed with the customers.

When the outcome of a construction contract cannot be reliably estimated:

- Contract revenue should be recognized only to the extent that contract costs are expected to be recoverable.
- Contract costs should be expensed as incurred.

The difference between accumulated contract revenue and accumulated amount recorded in the payment invoice according to the billing progress of the contract is recognized as a contract asset or contract liability.

Cost of sales

Cost of goods sold and services rendered are recorded at actually incurred amount and aggregated by value and quantity of finished goods, merchandise, and materials sold and services rendered to customers, conforming to the matching principle and the precautionary principle. The costs exceeded normal levels of inventory and services are recognized immediately in operating results in the year.

Borrowing costs

Borrowing costs are recognized in the statement of income when incurred unless they are capitalized in accordance with Vietnamese accounting standard "Borrowing costs". Accordingly, borrowing costs directly attributable to the acquisition, construction, or production of qualifying assets, which are assets that necessarily take a substantial period of time to get ready for their intended use or sale, are added to the cost of those assets, until such time as the assets are substantially ready for their intended use or sale. Investment income earned on the temporary investment of specific borrowings pending their expenditure on qualifying assets is deducted from the cost of those assets. For specific borrowings for the purpose of construction of fixed assets and investment properties, borrowing costs are capitalized even when the construction period is under 12 months.

Taxation

Income tax expense represents the sum of the tax currently payable and deferred tax.

The tax currently payable is based on taxable profit for the year. Taxable profit differs from profit before tax as reported in the income statement because it excludes items of income or expense that are taxable or deductible in other years (including loss carried forward, if any), and it further excludes items that are never taxable or deductible.

Deferred tax is recognized on significant differences between carrying amounts of assets and liabilities in the financial statements and the corresponding tax bases used in the computation of taxable profit and is accounted for using the balance sheet method. Deferred tax liabilities are generally recognized for all temporary differences and deferred tax assets are recognized to the extent that it is probable that taxable profit will be available against which temporary deductible differences can be utilized.

NOTES TO THE FINANCIAL STATEMENTS (continued)

For the year ended 31 December 2024

IV. SUMMARY OF SIGNIFICANT ACCOUNTING POLICIES (continued)**Taxation (continued)**

Deferred tax is calculated at the tax rates that are expected to apply in the period when the liability is settled or the asset is realized. Deferred tax is charged or credited to profit or loss, except when it relates to items charged or credited directly to equity, in which case the deferred tax is also dealt with in equity.

Deferred tax assets and liabilities are offset when there is a legally enforceable right to set off current tax assets against current tax liabilities and when they relate to income taxes levied by the same tax authority, and the Company intends to settle its current tax assets and liabilities on a net basis.

The determination of the tax currently payable is based on the current interpretation of tax regulations. However, these regulations are subject to periodic variation and their ultimate determination depends on the results of the tax authorities' examinations.

Other taxes are paid in accordance with the prevailing tax laws in Vietnam.

Earnings per share

Basic earnings per share is calculated by dividing post-tax profits or loss attributable to ordinary shareholders (after adjusting for appropriation for bonus and welfare funds) by the weighted average number of ordinary shares in circulation during the year.

Related parties

The enterprises, associates, and individuals are considered to be related to the Company if one party has the ability, directly or indirectly through one or more intermediaries, to control over the other party or is under the control of the Company, or joint control with the Company; the associates and individuals directly or indirectly holding the voting power over the Company that exercise significant influence over the Company. Related parties may be the key management personnel, directors, and officers of the Company. Close family members of any individuals or associates herein or associates of these individuals are also considered related parties.

In considering the relationship of each related party, the substance of the relationship is noted over the legal form.

V. INFORMATION SUPPLEMENTING THE ITEMS IN THE BALANCE SHEET**1. Cash**

	31/12/2024 VND	01/01/2024 VND
Cash on hand	2,840,000	17,748,000
Demand bank deposits	15,253,338,200	7,065,515,283
Cash equivalents (i)	-	15,000,000,000
Cộng	15,256,178,200	22,083,263,283

As of 31 December 2024, cash equivalents represent term deposits, including an amount of VND 292,672,931, which has been used as a performance guarantee for construction contracts (as of 01 January 2024, this amount was VND 276,174,431).

NOTES TO THE FINANCIAL STATEMENTS (continued)

For the year ended 31 December 2024

V. INFORMATION SUPPLEMENTING THE ITEMS IN THE BALANCE SHEET (continued)**2. Held-to-maturity investments**

	31/12/2024	01/01/2024
	VND	VND
Term deposits over 3 months	275,835,000,000	200,670,000,000

These are deposits at commercial banks, including term deposits with maturities ranging from 6 to 12 months, and deposits with a maturity of less than 12 months at commercial banks, with interest rates ranging from 5.2% to 5.5% per annum.

3. Short-term trade payables

	31/12/2024	01/01/2024
	VND	VND
Receivables for Domestic Water Usage and Environmental Protection Fees Environmental	6,472,392,750	17,892,210,741
Vinh Long City Urban Management Department	990,780,250	1,053,173,350
Vinh Long City Land Development Fund Center	521,533,100	5,240,769,600
Other receivables	1,603,830,172	3,257,850,306
Total	9,588,536,272	27,444,003,997

4. Short-term advances to suppliers

	31/12/2024	01/01/2024
	VND	VND
Thanh Cong Construction Co., Ltd.	1,672,453,700	128,676,213
Hoang Quan Technology Electrical Construction		
Service Trading Consulting Joint Stock Company	231,621,000	-
Asia Engineering Corporation	-	14,538,131,000
Other suppliers	125,294,000	90,366,000
Total	2,029,368,700	14,757,173,213

5. Short-term loan receivables

	31/12/2024	01/01/2024
	VND	VND
Interest receivable from time deposits	3,201,621,393	9,766,641,593
Advances to employees	134,227,734	173,378,898
Other receivables	439,972,013	228,784,701
Total	3,775,821,140	10,168,805,192

NOTES TO THE FINANCIAL STATEMENTS (continued)

For the year ended 31 December 2024

V. INFORMATION SUPPLEMENTING THE ITEMS IN THE BALANCE SHEET (continued)**6. Bad debt**

	31/12/2024			01/01/2024		
	Cost VND	Recoverable amount VND	Provision VND	Cost VND	Recoverable amount VND	Provision VND
Short-term trade receivables	2,153,249,683	831,024,660	(1,322,225,023)	2,022,723,187	435,334,414	(1,587,388,773)
Total	2,153,249,683	831,024,660	(1,322,225,023)	2,022,723,187	435,334,414	(1,587,388,773)

Movements in provision for bad debts are as follows:

	2024 VND	2023 VND
Opening balance	(1,587,388,773)	(624,648,384)
Additional provision during the year	-	(962,740,389)
Reversal of provision made for the year	265,163,750	-
Closing balance	(1,322,225,023)	(1,587,388,773)

NOTES TO THE FINANCIAL STATEMENTS (continued)

For the year ended 31 December 2024

V. INFORMATION SUPPLEMENTING THE ITEMS IN THE BALANCE SHEET (continued)**7. Inventories**

	31/12/2024		01/01/2024	
	Cost VND	Provision VND	Cost VND	Provision VND
Raw materials	9,313,521,008	-	16,183,575,819	-
Tools and supplies	194,187,604	-	230,573,758	-
Work in progress	2,231,245,255	-	2,010,846,040	-
Finished goods	245,287,099	-	212,203,733	-
Total	11,984,240,966	-	18,637,199,350	-

8. Prepayments

	31/12/2024 VND	01/01/2024 VND
a. Short-term prepayments		
Tools and supplies issued for consumption	77,682,230	153,700,000
Insurance expenses	25,559,614	668,826,140
Other prepaid expenses	1,143,539,415	686,075,898
Total	1,246,781,259	1,508,602,038
b. Long-term prepayments		
Tools and supplies issued for consumption	353,087,571	356,933,473
Other prepaid expenses	222,682,224	131,996,510
Total	575,769,795	488,929,983
Total prepayments	1,822,551,054	1,997,532,021

NOTES TO THE FINANCIAL STATEMENTS (continued)

For the year ended 31 December 2024

V. INFORMATION SUPPLEMENTING THE ITEMS IN THE BALANCE SHEET (continued)**9. Tangible fixed assets**

	Buildings and structures VND	Machinery and equipment VND	Motor vehicles and transmission VND	Office equipment VND	Total VND
Cost					
As at 01/01/2024	117,149,311,782	96,833,377,404	402,215,719,923	1,615,694,949	617,814,104,058
Purchases during the year	-	149,074,630	-	44,227,272	193,301,902
Transfer from construction in progress	11,814,432,637	3,014,664,102	15,261,849,839	-	30,090,946,578
Disposal during the year	(83,579,668)	(179,814,473)	(969,903,317)	-	(1,233,297,458)
Decrease during the year	(400,000)	-	(300,000)	-	(700,000)
As at 31/12/2024	128,879,764,751	99,817,301,663	416,507,666,445	1,659,922,221	646,864,355,080
Accumulated depreciation					
As at 01/01/2024	69,019,019,203	75,881,232,739	235,361,313,982	1,304,212,427	381,565,778,351
Charged for the year	4,674,641,664	5,945,125,113	14,562,551,969	97,002,365	25,279,321,111
Disposal during the year	(72,716,426)	(167,881,612)	(936,172,595)	-	(1,176,770,633)
As at 31/12/2024	73,620,944,441	81,658,476,240	248,987,693,356	1,401,214,792	405,668,328,829
Net book value					
As at 01/01/2024	48,130,292,579	20,952,144,665	166,854,405,941	311,482,522	236,248,325,707
As at 31/12/2024	55,258,820,310	18,158,825,423	167,519,973,089	258,707,429	241,196,026,251

The historical cost of tangible fixed assets that have been fully depreciated but are still in use as of 31 December 2024 and as of 01 January 2024 are VND 202,492,973,337 and VND 174,111,968,128, respectively.

The Company has pledged certain assets as collateral for loans at the Vietnam Development Bank Can Tho Branch - Vinh Long Transaction Office. The remaining value of the pledged assets as of 31 December 2024 and as of 01 January 2024 is VND 44,240,432,171 and VND 50,172,080,465, respectively (see details in Note V.17).

NOTES TO THE FINANCIAL STATEMENTS (continued)

For the year ended 31 December 2024

V. INFORMATION SUPPLEMENTING THE ITEMS IN THE BALANCE SHEET (continued)**10. Intangible fixed assets**

	Software program VND
Cost	
As at 01/01/2024	766,834,100
Purchases during the year	89,934,885
As at 31/12/2024	856,768,985
Accumulated amortisation	
As at 01/01/2024	524,597,003
Charged for the year	60,680,587
As at 31/12/2024	585,277,590
Net book value	
As at 01/01/2024	242,237,097
As at 31/12/2024	271,491,395

The historical cost of intangible fixed assets that have been fully depreciated but are still in use as of 31 December 2024 and as of 01 January 2024 is VND 463,834,100.

11. Construction in progress

	31/12/2024 VND	01/01/2024 VND
The project to expand the Vung Liem Water Treatment Plant in Vinh Long Province, increasing its capacity from 3,000m ³ /day to 9,600m ³ /day.	42,975,183,593	4,213,650,458
The project to construct a 2,000m ³ clean water reservoir at the Long Ho booster station, Long Ho district, Vinh Long province	-	5,641,321,364
The D280 pipeline project along National Highway 53 from Vinh Long city to the Long Ho booster station	-	4,738,430,656
Other projects	1,727,039,943	4,250,128,761
Total	44,702,223,536	18,843,531,239

Movements in construction in progress are as follows:

	2024 VND	2023 VND
Opening balance	18,843,531,239	5,433,293,114
Increase during the year	72,749,639,351	37,360,577,706
Transfer to tangible asset	(30,090,946,578)	(10,341,800,645)
Transfer of surplus materials into inventory	(181,385,315)	(265,928,985)
Charge to expenses	(16,618,615,161)	(13,342,609,951)
Closing balance	44,702,223,536	18,843,531,239

NOTES TO THE FINANCIAL STATEMENTS (continued)

For the year ended 31 December 2024

V. INFORMATION SUPPLEMENTING THE ITEMS IN THE BALANCE SHEET (continued)**12. Long-term financial investments**

	31/12/2024				01/01/2024			
	Number of Shares	Cost VND	Provision VND	Fair value VND	Number of Shares	Cost VND	Provision VND	Fair value VND
a. Investments in associates								
Binh Tan Water supply and Environment Coporation	500,000	5,000,000,000	-	(i)	500,000	5,000,000,000	-	(i)
Mekong Water and Environment Corporation	180,000	1,910,754,818	-	(i)	180,000	1,910,754,818	-	(i)
Cộng		6,910,754,818	-			6,910,754,818	-	
b. Investment in other entities								
Mang Thit Water And Environment Corporation	30,000	300,000,000	-	(i)	30,000	300,000,000	-	(i)

(i) The fair value of associates and equity investments in other entities is not determined for disclosure in the financial statements due to the absence of market-listed prices. Market information and transactions related to these investments are not available. The fair value of these investments may differ from their carrying amount.

NOTES TO THE FINANCIAL STATEMENTS (continued)

For the year ended 31 December 2024

V. INFORMATION SUPPLEMENTING THE ITEMS IN THE BALANCE SHEET (continued)**13. Short-term trade payables**

	31/12/2024	01/01/2024
	<i>Carrying amount is also amount able to be paid off</i>	
	VND	VND
Asia Engineering Corporation	4,320,464,000	-
Song Xanh Development and Investment Consulting One Member Limited Liability Company	1,335,699,000	-
Viet Hong Ha Telecommunication Company Limited	695,741,140	448,912,000
Payables to related parties (see in note VII.3)	662,378,535	619,839,675
Other suppliers	1,739,707,496	1,802,573,761
Total	8,753,990,171	2,871,325,436

14. Taxes and amounts payable to the State budget

	01/01/2024	Payable during the year	Payment during the year	31/12/2024
	VND	VND	VND	VND
a. Receivables				
Excess value added tax	-	-	6,213,025	6,213,025
Excess land and land rental tax	20,480,850	20,480,850	-	-
Total	20,480,850	20,480,850	6,213,025	6,213,025
b. Payables				
Value added tax	27,786,689	3,401,330,818	3,429,117,507	-
Corporate income tax	3,030,756,889	16,047,359,815	6,781,746,624	12,296,370,080
Personal income tax	133,225,269	1,154,752,332	879,761,761	408,215,840
Environmental protection fees	959,301,099	10,065,693,579	10,148,004,158	876,990,520
Natural resource tax	32,860,820	456,159,260	447,040,280	41,979,800
Land and rental tax	-	88,976,858	88,976,858	-
Business license tax	-	12,000,000	12,000,000	-
Total	4,183,930,766	31,226,272,662	21,786,647,188	13,623,556,240

NOTES TO THE FINANCIAL STATEMENTS (continued)

For the year ended 31 December 2024

V. INFORMATION SUPPLEMENTING THE ITEMS IN THE BALANCE SHEET (continued)**15. Short-term accrued expenses**

	31/12/2024	01/01/2024
	VND	VND
Prepaid electricity expenses	623,601,871	584,916,093
Other accrued expenses	190,948,815	110,201,676
Total	814,550,686	695,117,769

16. Other current payables

	31/12/2024	01/01/2024
	VND	VND
Deposits received	1,606,232,910	1,175,391,891
Personal income tax	1,020,049,949	598,589,251
Dividends payable	23,230,540	14,620,500
Other payables	594,220,195	1,536,974,550
Total	3,243,733,594	3,325,576,192

NOTES TO THE FINANCIAL STATEMENTS (continued)

For the year ended 31 December 2024

V. INFORMATION SUPPLEMENTING THE ITEMS IN THE BALANCE SHEET (continued)**17. Long-term loans and obligations under finance leases**

	31/12/2024	Arising during the year		01/01/2024
	Carrying amount is also amount able to be paid off	Increase	Decrease	Carrying amount is also amount able to be paid off
	VND	VND	VND	VND
a. Short-term loans				
Current portion of long-term loan (see in Note b)	10,307,480,000			5,307,480,000
b. Long-term loans				
Vietnam Development Bank				
Can Tho Region - Vinh Long Transaction Office (i)	18,576,436,636	-	5,307,480,000	23,883,916,636
Vinh Long Province Development Investment Fund (ii)	38,741,311,000	37,006,676,000	-	1,734,635,000
Less: Amount due for settlement in 12 months	(10,307,480,000)			(5,307,480,000)
	47,010,267,636			20,311,071,636
Total of loans	57,317,747,636	37,006,676,000	5,307,480,000	25,618,551,636

(i) Loan from Vietnam Development Bank, Can Tho Branch - Vinh Long Transaction Office for investment in construction and equipment for the water supply system expansion project with an interest rate of 0.3%/year, a term of 180 months from the first disbursement date, maturing in March 2028, with a grace period of 36 months. The loan is repaid every 6 months. This loan is secured by a mortgage on fixed assets (see details in Note V.9).

(ii) Loan from Vinh Long Province Development Investment Fund for the investment in the expansion of Vung Liem water plant - Vinh Long province, increasing capacity from 3,000 m3/day to 9,600 m3/day with an interest rate of 7%/year, a term of 10 years from the day following the first disbursement date. The loan is repaid every 6 months. This loan is secured by future assets of the project under mortgage contract No. 35/2023.HĐTC dated 2023-05-09.

NOTES TO THE FINANCIAL STATEMENTS (continued)

For the year ended 31 December 2024

V. INFORMATION SUPPLEMENTING THE ITEMS IN THE BALANCE SHEET (continued)**17. Long-term loans and obligations under finance leases (continued)**

The long-term loans are repayable under the following schedule:

	31/12/2024	01/01/2024
	VND	VND
On demand	10,307,480,000	5,307,480,000
In the second year	10,307,480,000	7,042,115,000
In the third to fifth year inclusive	22,961,476,636	13,268,956,636
After five years	13,741,311,000	-
	57,317,747,636	25,618,551,636
Less: Amount due for settlement in 12 months	(10,307,480,000)	(5,307,480,000)
Amount payable after 12 months	47,010,267,636	20,311,071,636

18. Bonus and welfare funds

	2024	2023
	VND	VND
Opening balance	28,679,932,799	25,760,552,850
Appropriation of funds during the year	9,759,711,517	9,770,626,765
Received reward money from the Department of Home Affairs of Vinh Long Province	24,390,000	52,490,000
Utilization of funds during the year	(6,877,915,273)	(6,903,736,816)
Closing balance	31,586,119,043	28,679,932,799

19. Scientific and technological development fund

	2024	2023
	VND	VND
Opening balance	15,726,481,944	19,192,397,604
Appropriation of funds during the year	2,467,752,967	2,622,708,741
Utilization of funds during the year	(6,893,301,588)	(6,088,624,401)
Closing balance	11,300,933,323	15,726,481,944

NOTES TO THE FINANCIAL STATEMENTS (continued)

For the year ended 31 December 2024

V. INFORMATION SUPPLEMENTING THE ITEMS IN THE BALANCE SHEET (continued)**20. Owner's equity****Movement of owner's equity**

	Owner's contributed capital VND	Investment and development fund VND	Retained earnings VND	Total VND
As at 01/01/2023	289,000,000,000	65,638,804,984	63,310,332,301	417,949,137,285
Net profit for the year	-	-	80,923,758,916	80,923,758,916
Dividend paid	-	-	(28,900,000,000)	(28,900,000,000)
Appropriation of investment and development fund	-	24,277,127,675	(24,277,127,675)	-
Appropriation of bonus and welfare fund	-	-	(9,770,626,765)	(9,770,626,765)
As at 01/01/2024	289,000,000,000	89,915,932,659	81,286,336,777	460,202,269,436
Net profit for the year	-	-	73,099,741,890	73,099,741,890
Dividend paid	-	-	(46,875,800,000)	(46,875,800,000)
Appropriation of investment and development fund	-	21,929,922,567	(21,929,922,567)	-
Appropriation of bonus and welfare fund	-	-	(9,759,711,517)	(9,759,711,517)
As at 31/12/2024	289,000,000,000	111,845,855,226	75,820,644,583	476,666,499,809

The Company appropriated the development investment fund from profit after tax according to Resolution No. 04/NQ-DHDCD of the 2024 Annual General Meeting of Shareholders dated 27 June 2024.

Detail of owner's contributed capital

Name of shareholders	As at 31/12/2024			As at 01/01/2024		
	Number of shares	Proportion (%)	Carrying amount VND	Number of shares	Proportion (%)	Carrying amount VND
Vinh Long Provincial People's Committee	14,739,000	51.00%	147,390,000,000	14,739,000	51.00%	147,390,000,000
Biwase Electric – Construction Joint Stock Company	9,725,862	33.65%	97,258,620,000	9,725,862	33.65%	97,258,620,000
Dong Bang Water and Environment Joint Stock Company	1,445,000	5.00%	14,450,000,000	1,445,000	5.00%	14,450,000,000
Other shareholders	2,990,138	10.35%	29,901,380,000	2,990,138	10.35%	29,901,380,000
Total	28,900,000	100%	289,000,000,000	28,900,000	100%	289,000,000,000

NOTES TO THE FINANCIAL STATEMENTS (continued)

For the year ended 31 December 2024

V. INFORMATION SUPPLEMENTING THE ITEMS IN THE BALANCE SHEET (continued)**20. Owner's equity (continued)****Shares**

	31/12/2024 Shares	01/01/2024 Shares
Number of shares authorized to be issued	28,900,000	28,900,000
Number of shares issued to the public	28,900,000	28,900,000
+ <i>Ordinary shares</i>	28,900,000	28,900,000
Number of shares repurchased	-	-
+ <i>Ordinary shares</i>	-	-
Number of outstanding shares in circulation	28,900,000	28,900,000
+ <i>Ordinary shares</i>	28,900,000	28,900,000
Par value is of VND 10,000/share		

Dividends

According to Resolution No. 04/NQ-DHDCD of the 2024 Annual General Meeting of Shareholders dated 2024-06-27, the 2023 dividend was approved at a rate of 16.22%, equivalent to 1,622 VND/outstanding share. The dividend payment from 2024 after-tax profit is expected to be at least 9% of charter capital, and during the year, the Company paid dividends from 2023 profit at a rate of 16.22%. The official dividend rate for 2024 will be approved by the next year's Annual General Meeting of Shareholders.

21. Off-balance sheet

	31/12/2024 VND	01/01/2024 VND
<i>Bad debt written off</i>		
Trade receivables	115,166,287	115,166,287

VI. INFORMATION SUPPLEMENTING THE ITEMS IN THE INCOME STATEMENT**1. Revenue from goods sold and services rendered**

	2024 VND	2023 VND
Revenue from supplying clean water	176,948,814,624	172,024,536,759
Revenue from bottled water business	5,949,777,752	5,692,678,456
Revenue from construction	4,630,153,805	9,043,654,108
Other revenue	7,729,211,053	233,241,339
Total	195,257,957,234	186,994,110,662
Sales returns	(62,130,255)	-
Net Revenue	195,195,826,979	186,994,110,662

NOTES TO THE FINANCIAL STATEMENTS (continued)

For the year ended 31 December 2024

VI. INFORMATION SUPPLEMENTING THE ITEMS IN THE INCOME STATEMENT (continued)**2. Cost of sales**

	2024 VND	2023 VND
Cost of clean water supplied	55,471,848,827	53,218,917,624
Cost of bottled water business	4,785,988,230	4,700,153,784
Cost of construction	3,690,137,120	7,883,737,031
Other cost of sales	6,279,421,894	218,817,252
Total	70,227,396,071	66,021,625,691

3. Financial income

	2024 VND	2023 VND
Bank interest income	13,771,265,284	17,411,237,346
Profits and dividends received	2,463,000,000	2,216,000,000
Total	16,234,265,284	19,627,237,346

4. Selling expenses

	2024 VND	2023 VND
Labour cost	2,689,607,581	2,828,189,585
Depreciation of fixed assets	14,208,298,589	13,821,768,394
Costs of maintaining connections, installing branch meter, replacing meters due for calibration, and major repairs of fixed assets	14,782,262,792	12,456,728,809
Outsource rendered services	2,344,128,095	1,838,904,081
Total	34,024,297,057	30,945,590,869

5. General and administration expenses

	2024 VND	2023 VND
Labour cost	14,484,488,880	15,223,699,229
Provision for the science and technology development fund	2,467,752,967	2,622,708,741
Depreciation of fixed assets	869,085,372	1,027,004,549
(Reversal)/Provision for doubtful accounts	(265,163,750)	962,740,389
Outsourced service expenses and other monetary expenses	7,363,408,465	8,063,566,665
Total	24,919,571,934	27,899,719,573

NOTES TO THE FINANCIAL STATEMENTS (continued)

For the year ended 31 December 2024

VI. INFORMATION SUPPLEMENTING THE ITEMS IN THE INCOME STATEMENT (continued)**6. Other incomes**

	2024	2023
	VND	VND
Reversal of the unused science and technology development fund from previous years	6,893,301,588	6,088,624,401
Environmental protection fee retained	1,035,565,185	987,165,661
Compensation support received	78,726,977	21,487,239
Other income	18,735,642	74,499,972
Total	8,026,329,392	7,171,777,273

7. Other expenses

	2024	2023
	VND	VND
Employee support expenses for collecting environmental protection fees	880,230,408	839,090,813
Expenses posal of fixed assets	56,526,825	133,154,356
Other expenses	136,567,731	106,252,220
Total	1,073,324,964	1,078,497,389

NOTES TO THE FINANCIAL STATEMENTS (continued)

For the year ended 31 December 2024

VI. INFORMATION SUPPLEMENTING THE ITEMS IN THE INCOME STATEMENT (continued)**8. Current corporate income tax expense**

	2024			2023		
	Clean water business activities	Other activities	Total	Clean water business activities	Other activities	Total
Accounting profit before tax	65,825,008,543	23,322,093,162	89,147,101,705	66,657,365,072	21,109,652,211	87,767,017,283
Adjustments for taxable income						
Adjustment of non-taxable income	(6,893,301,588)	(2,463,000,000)	(9,356,301,588)	(6,088,624,401)	(2,216,000,000)	(8,304,624,401)
Non-deductible expenses	421,488,983	24,509,973	445,998,956	292,391,036	93,733,198	386,124,234
Taxable income	59,353,195,938	20,883,603,135	80,236,799,073	60,861,131,707	18,987,385,409	79,848,517,116
Loss carried forward	-	-	-	-	-	-
Assessable income	59,353,195,938	20,883,603,135	80,236,799,073	60,861,131,707	18,987,385,409	79,848,517,116
Normal tax rate	20%	20%		10%	20%	
Corporate income tax	11,870,639,188	4,176,720,627	16,047,359,815	6,086,113,171	3,797,477,081	9,883,590,252
Corporate income tax reduction due to tax incentives	-	-	-	(3,043,056,586)	-	(3,043,056,586)
Supplementary corporate income tax of prior year	-	-	-	2,724,701	-	2,724,701
Current corporate income tax expense	11,870,639,188	4,176,720,627	16,047,359,815	3,045,781,286	3,797,477,081	6,843,258,367
Total current corporate income tax expense			16,047,359,815			6,843,258,367

The Company was established by converting its business type, whereby the Company is entitled to corporate income tax incentives related to clean water production and business activities in the field of socialization. However, the enterprise before the conversion was not entitled to corporate income tax incentives according to the preferential tax sector, so it is entitled to tax incentives as a new investment project from the time of conversion, according to the provisions of Section d, Clause 3, Article 10 of Circular No. 96/2015/TT-BTC dated 22/06/2015. Specifically, the corporate income tax rate is 10% of the taxable income of socialization activities throughout the operating period, and the company is exempt from tax for 4 years and reduces 50% of the corporate income tax payable in the next 5 years from the time of conversion of the business type. In 2024, the company did not calculate socialization incentives because it did not meet the criteria for key staff according to Decision 693/QĐ-TTg dated 06/05/2013 of the Prime Minister.

NOTES TO THE FINANCIAL STATEMENTS (continued)

For the year ended 31 December 2024

VI. INFORMATION SUPPLEMENTING THE ITEMS IN THE INCOME STATEMENT (continued)**9. Basic earnings per share**

	2024 VND	2023 VND
Net profit after corporate income tax	73,099,741,890	80,923,758,916
Less: Amount appropriated for Bonus and welfare funds and remuneration and rewards for the executive board	(9,759,711,517)	(9,770,626,765)
Earnings for the purposes of calculating basic earnings per share	63,340,030,373	71,153,132,151
Weighted average of shares outstanding in the period	28,900,000	28,900,000
Basic earnings per share	2,192	2,462

The amount set aside for the welfare and reward fund this year, deducted from the profit used to calculate basic earnings per share, is recorded in the financial statements according to the 2024 profit distribution plan approved by the General Meeting of Shareholders.

10. Production cost by nature

	2024 VND	2023 VND
Material cost	51,362,885,081	46,860,319,306
Labour cost	38,260,262,838	37,717,413,194
Depreciation of fixed assets	25,330,032,534	24,392,173,258
Provision for the science and technology development fund	2,467,752,967	2,622,708,741
Outsource rendered services	2,785,661,449	2,479,707,740
Other expenses	8,964,670,193	10,794,613,894
Total	129,171,265,062	124,866,936,133

VII. OTHER INFORMATION**1. Segment reporting by business segment and geographical area****Segment reporting by business segment**

The Company's main activities are the production and trading of clean water, the construction and installation of water supply systems, bottled water production, trading of materials and equipment specializing in water supply. The financial information presented in the Balance Sheet as of 31/12/2024 and all revenues and expenses presented in the Statement of Profit or Loss for the fiscal year ending on the same date are related to the production and business activities mentioned above. Accordingly, there is no segment reporting by business segment to be presented. Revenue and cost of sales by each production and business activity are presented in Notes VI.1 and VI.2.

Segments by geographical area

All of the Company's business activities occur within Vinh Long Province, Vietnam. Therefore, the Company does not prepare segment reports by geographical area.

NOTES TO THE FINANCIAL STATEMENTS (continued)

For the year ended 31 December 2024

VII. OTHER INFORMATION (continued)**2. Operating lease**

The Company is implementing land lease contract No. 29/HD-TD at Ward 2, Vinh Long City, Vinh Long Province for use as a business production facility. The land lease term is from 19/10/2007 to 01/01/2046. The total leased land area is 1,083.5 m², including 500 m² of land area exempt from land rent.

Accordingly, the Company must pay annual land rent until the contract expiration date in accordance with current State regulations. The land rent unit price will be determined and adjusted periodically based on Government regulations on land and water surface rent collection.

In addition, the Company also leases state-owned land at other locations in Vinh Long province with a total leased land area of 59,383 m² for use in clean water production and business, which is exempt from land rent.

3. Related parties**Related parties****Relationship**

Vinh Long Provincial People's Committee

Major shareholder

Biwase Electric – Construction Joint Stock Company

Major shareholder

Binh Tan Water supply and Environment Coporation

Associates

Mekong Water and Environment Corporation

Associates

Details of significant transactions with related parties during the year are as follows:

	2024 VND	2023 VND
Binh Tan Water supply and Environment Coporation		
Profits and dividends received	1,500,000,000	1,250,000,000
Mekong Water and Environment Corporation		
Cost of purchasing clean water	7,553,375,700	7,467,548,400
Profits and dividends received	900,000,000	900,000,000
Vinh Long Provincial People's Committee		
Dividend payment	23,906,658,000	14,739,000,000
Company		
Dividend payment	15,775,348,164	9,725,862,000

The significant balances with related parties as at the end are as follows:

	31/12/2024 VND	01/01/2024 VND
Short-term trade payables		
Mekong Water and Environment Corporation	662,378,535	619,839,675

NOTES TO THE FINANCIAL STATEMENTS (continued)

For the year ended 31 December 2024

VII. OTHER INFORMATION (continued)**3. Related parties** (continued)**Remunerations for the Boards of Directors, Management and Supervisory during the year:**

	2024 VND	2023 VND
Salary, bonuses, and other benefits	2,644,533,773	3,252,085,486

Fiscal year 2024

Name	Position	Salary VND	Remuneration VND	Total VND
Board of Directors		536,931,746	216,000,000	752,931,746
Mr. Dang Tan Chien	Chairman	536,931,746	-	536,931,746
Ms. Le Thi Quyen	Member	-	72,000,000	72,000,000
Mr. Van Kim Hung Phong	Member	-	72,000,000	72,000,000
Mr. Tran Tan Duc	Member	-	72,000,000	72,000,000
The Boards of Directors and Management		1,342,329,364	-	1,342,329,364
Deputy General				
Mr. Nguyen Quoc Dat	Director	462,357,892	-	462,357,892
	Deputy General			
Mr. Luong Minh Triet	Director	462,357,892	-	462,357,892
Mr. Le Van Thang	Chief Accountant	417,613,580	-	417,613,580
The Board of Supervisory		477,272,663	72,000,000	549,272,663
Ms. Bui Thien Ngoc Minh	Head of the Board	477,272,663	-	477,272,663
Ms. Nguyen Thi Hong Nhung	Member	-	24,000,000	24,000,000
Mr. Nguyen Huu Binh	Member	-	48,000,000	48,000,000
Total		2,356,533,773	288,000,000	2,644,533,773

NOTES TO THE FINANCIAL STATEMENTS (continued)

For the year ended 31 December 2024

VII. OTHER INFORMATION (continued)**3. Related parties** (continued)**Remunerations for the Boards of Directors, Management and Supervisory during the year** (continued):**Fiscal year 2023**

Name	Position	Salary VND	Remuneration VND	Total VND
Board of Directors		534,979,676	288,000,000	822,979,676
Mr. Dang Tan Chien	Chairman	534,979,676	-	534,979,676
Mr. Nguyen Tan Phat	Member cum General Director	-	72,000,000	72,000,000
Ms. Le Thi Quyen	Member	-	72,000,000	72,000,000
Mr. Van Kim Hung Phong	Member	-	36,000,000	36,000,000
Mr. Tran Tan Duc	Member	-	36,000,000	36,000,000
Mr. Dang Thanh Binh	Member	-	36,000,000	36,000,000
Mr. Nguyen Truong Anh	Member	-	36,000,000	36,000,000
The Boards of Directors and Management		1,857,568,320	-	1,857,568,320
Mr. Nguyen Tan Phat	Member cum General Director	520,119,130	-	520,119,130
Mr. Nguyen Quoc Dat	Deputy General Director	460,676,943	-	460,676,943
Mr. Luong Minh Triet	Deputy General Director	460,676,943	-	460,676,943
Mr. Le Van Thang	Chief Accountant	416,095,304	-	416,095,304
The Board of Supervisory		475,537,490	96,000,000	571,537,490
Ms. Bui Thien Ngoc Minh	Head of the Board	475,537,490	-	475,537,490
Ms. Nguyen Thi Hong Nhung	Member	-	48,000,000	48,000,000
Mr. Nguyen Huu Binh	Member	-	24,000,000	24,000,000
Ms. Nguyen Thi Thu Ha	Member	-	24,000,000	24,000,000
Total		2,868,085,486	384,000,000	3,252,085,486

4. Comparative figures


Comparative figures are those of audited financial statements for the year ended 31 December 2023.

5. Subsequent events

There has been no significant event occurring after the balance sheet date which requires adjustments or disclosures in the financial statements.


 Nguyen Thi Phuong Minh
Preparer


 Le Van Thang
Chief Accountant


 Dang Tan Chien
Chairman

19 March 2025