

CÔNG TY CPCK AN BÌNH  
AN BINH SECURITIES JOINT STOCK COMPANY

CỘNG HÒA XÃ HỘI CHỦ NGHĨA VIỆT NAM  
THE SOCIALIST REPUBLIC OF VIETNAM

Độc lập – Tự do – Hạnh phúc  
Independence - Freedom - Happiness

Số/No: 88 /ABS-TCKT25  
(V/v/Ref: Công bố thông tin Báo cáo tài chính quý  
IV/2024/Information disclosure of Financial Statements  
for the fourth quarter of 2024)

Hà Nội, ngày 20 tháng 01 năm 2025  
Hanoi, January 20<sup>th</sup>, 2025

CÔNG BỐ THÔNG TIN TRÊN CỔNG THÔNG TIN ĐIỆN TỬ CỦA  
ỦY BAN CHỨNG KHOÁN NHÀ NƯỚC VÀ CÁC SỞ GIAO DỊCH CHỨNG KHOÁN  
INFORMATION DISCLOSURE ON ELECTRONIC PORTAL  
OF THE STATE SECURITIES COMMISSION AND STOCK EXCHANGES

**Kính gửi/To:** Ủy ban Chứng khoán Nhà nước/The State Securities Commission  
Sở Giao dịch Chứng khoán Việt Nam/ Vietnam Stock Exchange  
Sở Giao dịch Chứng khoán Hà Nội/Ha Noi Stock Exchange  
Sở Giao dịch Chứng khoán Tp. Hồ Chí Minh/Hochiminh Stock Exchange

Công ty: Công ty Cổ phần Chứng khoán An Bình (ABS)

Name of Company: An Binh Securities Joint Stock Company

Địa chỉ trụ sở chính: Tầng 16, Tòa nhà GELEXIMCO, Số 36 Phố Hoàng Cầu, Phường Ô Chợ  
Dừa, Quận Đống Đa, TP Hà Nội

Headquarter: 16th Floor, Geleximco Building, No. 36 Hoang Cau Street, O Cho Dua Ward,  
Dong Da District, Hanoi City

Điện thoại: 024 35624626

Fax: 024 35624628

Tel: 024 35624626

Fax: 024 35624628

Người thực hiện công bố thông tin: Ông Nham Hà Hải – Chức vụ: Tổng Giám Đốc.

Submitted by: Mr Hai, Nham Ha – Position: General Director.

Loại thông tin công bố: Định kỳ

Disclosure information type: Periodic

Nội dung thông tin công bố: ABS phát hành Báo cáo tài chính Quý 4/2024 và Công văn giải  
trình chênh lệch lợi nhuận sau thuế Quý 4/2024 so với Quý 4/2023.

The content of disclosure information: The Financial Statements for the fourth Quarter of 2024  
and document about explanation for the difference of profit after tax between the fourth  
Quarter of 2024 and the fourth Quarter of 2023.

Thông tin này đã được công bố trên trang thông tin điện tử của công ty vào ngày 20/01/2025  
tại đường dẫn: <https://www.abs.vn/category/co-dong/bao-cao-tai-chinh/>.

This information were disclosed on the Company's webpage and available at:

<https://www.abs.vn/category/co-dong/bao-cao-tai-chinh/> at 20/01/2025.

Chúng tôi xin cam kết các thông tin công bố trên đây là đúng sự thật và hoàn toàn chịu trách  
nhiệm trước pháp luật về nội dung các thông tin đã công bố.



We declare that all information provided in this paper is true and accurate; and that we shall be held liable for any misrepresentation.

Nơi nhận/Recipients:

-Như trên/As stated above;

-Lưu: VT, NS&HC/Kept at Archives and Human resources administrative department.

**CÔNG TY CỔ PHẦN CHỨNG KHOÁN AN BÌNH**  
**AN BINH SECURITIES JOINT STOCK COMPANY**



**NHÂM HẠ HẢI**  
**TỔNG GIÁM ĐỐC / GENERAL DIRECTOR**



# FINANCIAL STATEMENTS

AN BINH SECURITIES JOINT STOCK COMPANY

4th Quarter of 2024



## **CONTENTS**

	<b>Pages</b>
Statement of financial position	01-04
Statement of comprehensive income	05-06
Statement of cash flow	07-09
Statement of changes in owners' equity	10
Notes to the financial statements	11-34

11/01 10/11

## STATEMENT OF FINANCIAL POSITION

As at 31/12/2024

Code	ASSETS	Note	31/12/2024	01/01/2024
			VND	VND
100	<b>A. CURRENT ASSETS</b>		<b>2,544,709,772,677</b>	<b>2,152,652,361,833</b>
110	<b>I. Financial assets</b>		<b>2,535,474,017,749</b>	<b>2,144,594,179,840</b>
111	1. Cash and cash equivalents	4	104,236,513,302	288,020,444,274
111.1	1.1 Cash		104,236,513,302	288,020,444,274
111.2	1.1 Cash equivalents		-	-
112	1. Financial assets at fair value through profit and loss (FVTPL)	5a)	1,201,282,674,854	340,471,024,743
212.1	2. Held-to-maturity investments (HTM)	5b)	150,425,523,576	521,084,787,507
114	3. Loans	5c)	1,065,893,244,020	727,397,182,812
116	4. Provision for impairment of financial assets and mortgage	6	(19,023,599,821)	(18,551,069,421)
117	5. Receivables	7	29,944,782,273	16,499,857,953
117.2	5.1 Receivables from and accruals for dividend and interest income		29,944,782,273	16,499,857,953
118	6. Prepayments to suppliers		124,246,706	250,470,970,041
119	7. Receivables from services provided by the Company	7	5,846,349,707	19,649,408,273
122	8. Other receivables	7	3,247,133,352	3,069,423,878
129	9. Provision for impairment of receivables	8	(6,502,850,220)	(3,517,850,220)
130	<b>II. Other current assets</b>		<b>9,235,754,928</b>	<b>8,058,181,993</b>
131	1. Advances		2,620,000,000	-
132	2. Tools, supplies		32,087,700	33,940,000
133	3. Short-term prepaid expenses		3,297,191,964	4,677,766,729
136	4. Taxes and other receivables from State budget		19,549,264	19,549,264
137	5. Other short-term assets	9	3,266,926,000	3,326,926,000
200	<b>B. NON- CURRENT ASSETS</b>		<b>845,333,140,570</b>	<b>146,079,772,441</b>
210	<b>I. Long-term financial assets</b>		<b>737,621,757,365</b>	<b>46,169,859,629</b>
212	1. Investments		737,621,757,365	46,169,859,629
212.1	1.1 Held-to-maturity investments (HTM)	10a)	694,538,544,365	-
212.4	1.12 Equity investments in other entities	10b)	43,083,213,000	46,169,859,629
220	<b>II. Fixed assets</b>		<b>76,160,382,464</b>	<b>78,897,654,612</b>
221	1. Tangible fixed assets	11	6,211,360,522	8,738,584,506
222	- Cost		24,348,490,641	24,166,406,691
223a	- Accumulated depreciation		(18,137,130,119)	(15,427,822,185)
227	2. Intangible fixed assets	12	69,949,021,942	70,159,070,106
228	- Cost		105,307,528,045	103,179,624,245
229a	- Accumulated amortization		(35,358,506,103)	(33,020,554,139)
240	<b>IV. Construction in progress</b>		<b>-</b>	<b>-</b>
250	<b>V. Other long-term assets</b>		<b>31,551,000,741</b>	<b>21,012,258,200</b>
251	1. Long-term deposits, collaterals and pledges		10,480,253,200	1,012,258,200
252	1. Long-term prepaid expenses		-	-
253	2. Deferred income tax assets		1,070,747,541	-
254	3. Deposits to Settlement Assistance Fund	13	20,000,000,000	20,000,000,000
260	<b>VI. Provisions for long-term assets</b>		<b>-</b>	<b>-</b>
270	<b>TOTAL ASSETS</b>		<b>3,390,042,913,247</b>	<b>2,298,732,134,274</b>

## STATEMENT OF FINANCIAL POSITION

As at 31/12/2024  
 (continue)

Code	RESOURCES	Note	31/12/2024	31/12/2024
			VND	VND
300	<b>C. LIABILITIES</b>		1,947,148,357,172	961,540,675,747
310	<b>I. Current liabilities</b>		1,947,148,357,172	947,886,682,039
311	1. Short-term loans and debts	14	1,893,725,960,117	921,060,402,528
312	1.1 Short-term loans		1,893,725,960,117	921,060,402,528
318	2. Payables for securities transaction activities	15	1,972,190,951	4,296,844,961
320	3. Short-term trade payables		1,207,092,766	1,340,205,072
321	4. Advances from customers		347,769,388	170,329,461
322	5. Tax payables and statutory obligations	16	32,538,379,455	7,402,163,726
323	6. Payables to employees		18,001,991	3,430,693,568
324	7. Employee benefits		176,600,800	177,961,000
325	8. Short-term accrued expenses	17	10,650,426,523	5,390,479,973
327	9. Short-term unearned revenue		56,944,454	336,144,516
328	10. Short-term deposits, collateral received	18	117,000,000	90,000,000
329	11. Other short-term payables	19	1,240,337,960	570,887,686
331	12. Bonus and welfare fund		5,097,652,767	3,620,569,548
340	<b>II. Long-term liabilities</b>		-	13,653,993,708
341	1. Long-term loans and debts		-	13,480,000,000
356	2. Deferred tax payables		-	173,993,708
400	<b>D. OWNER'S EQUITY</b>		1,442,894,556,075	1,337,191,458,527
410	<b>I. Owner's Equity</b>	20	1,442,894,556,075	1,337,191,458,527
411	1. Share capital	20a	1,011,500,000,000	1,011,500,000,000
411.1	1.1 Contributed capital		1,011,500,000,000	1,011,500,000,000
411.1a	1.2 Ordinary shares with voting rights		1,011,500,000,000	1,011,500,000,000
412	2. Asset revaluation differences		10,677,529,998	13,764,176,627
414	3. Charter capital supplementary reserve fund		13,199,809,009	13,199,809,009
415	4. Operational risk and financial reserve fund		13,199,809,009	13,199,809,009
417	5. Undistributed earnings	20b	394,317,408,059	285,527,663,882
417.1	5.1 Realized earnings		398,600,398,223	284,831,689,048
417.2	5.2 Unrealized earnings		(4,282,990,164)	695,974,834
420	<b>II. Non-business funds and other funds</b>		-	-
440	<b>TOTAL LIABILITIES AND OWNER'S EQUITY</b>		<b>3,390,042,913,247</b>	<b>2,298,732,134,274</b>

**OFF-STATEMENT OF FINANCIAL POSITION ACCOUNTS**

Code	ITEM	Note	31/12/2024	01/01/2024
0	<b>ASSETS OF THE SECURITIES COMPANY AND ASSETS MANAGED UNDER AGREEMENTS</b>			
006	1. Quantity of outstanding shares in circulation		101,150,000	101,150,000
008	2. Financial assets listed/registered at the VSD of the Comp	21	695,616,600,000	112,658,280,000
0	a. <i>Unrestricted financial assets</i>		645,539,600,000	110,214,880,000
0	b. <i>Restricted financial assets</i>		-	-
0	c. <i>Mortgage financial assets</i>		50,000,000,000	-
0	d. <i>Blocked and temporarily held financial assets</i>		-	-
0	e. <i>Financial assets awaiting settlement</i>		77,000,000	2,443,400,000
0	f. <i>Financial assets waiting for loans</i>		-	-
0	g. <i>Financial assets collateral loan security</i>		-	-
009	5. The Company's non-traded financial assets deposited at tl	22	-	-
0	a. <i>Unrestricted and non-traded financial assets deposited at the VSD</i>		-	-
0	b. <i>Restricted and non-traded financial assets deposited at the VSD</i>		-	-
0	c. <i>Non-traded and mortgage financial assets deposited at the VSD</i>		-	-
0	d. <i>Non-traded and blocked financial assets deposited at the VSD</i>		-	-
010	5. The Company's awaiting financial assets		-	-
011	5. The Company's financial assets correct trading errors		-	-
012	6. The Company's financial assets which are not deposited at the VSD	23	132,414,800,000	487,914,800,000
013	6. The Company's financial assets are entitled		-	-
0	<b>ASSETS AND PAYABLES UNDER AGREEMENT WITH INVESTORS</b>			
021	1. Financial assets listed/registered at the VSD of investors	24	19,305,700,900,000	8,678,926,950,000
021.1	a. Unrestricted financial assets		14,402,301,940,000	7,530,088,890,000
021.2	b. Restricted financial assets		1,363,330,680,000	543,055,010,000
021.3	c. Mortgage financial assets		3,492,642,080,000	528,742,080,000

021.4	d.	Blocked financial assets		2,291,960,000	1,658,460,000
021.5	e.	Financial assets awaiting settlement		45,134,240,000	75,382,510,000
021.6	f.	Financial assets awaiting for loans		-	-
022	1.	Non-traded financial assets deposited at the VSD of investors	25	82,572,360,000	23,246,800,000
022.1	a.	Unrestricted and non-traded financial assets deposited at the VSD		19,073,910,000	22,955,400,000
022.2	b.	Restricted and non-traded financial assets deposited at the VSD		63,498,450,000	291,400,000
026	3	Investors' deposits	26	234,765,718,130	405,530,103,251
027	3.1	Investors' deposits for securities trading activities managed by the Company		234,759,051,980	405,376,534,601
030	3.2	Deposits of securities issuers		6,666,150	153,568,650
031	4.	Payables to investors - Investors' deposits for securities trading activities managed by the Company	27	234,759,051,980	405,376,534,601
031.1	4.1	<i>Payables to domestic investors for deposits for securities trading activities managed by the Company</i>		233,671,113,396	404,325,522,426
031.2	4.2	<i>Payables to foreign investors for deposits for securities trading activities managed by the Company</i>		1,087,938,584	1,051,012,175
035	5.	Payables for dividend, principal and interest from bonds	28	6,666,150	153,568,650



Tran Thi Thu Phuong  
Preparer



Le Thi Thu Hien  
Chief Accountant



Nham Ha Hai  
General Director  
Hanoi, 20th January 2025



## STATEMENT OF COMPREHENSIVE INCOME

4th Quarter of 2024

Code	ITEM	Note	Fourth Quarter of	Fourth Quarter of	Accumulated from	Accumulated from
			2024	2023	the beginning of the year to 4th Quarter 2024	the beginning of the year to 4th Quarter 2023
			VND	VND	VND	VND
<b>I. OPERATING INCOME</b>						
01	1.1		36,629,400,434	13,619,756,850	105,079,956,293	106,887,971,758
01.1	a. Gain from disposal of financial assets at FVTPL	30.a)	24,783,149,020	3,867,185,084	68,378,053,868	52,411,289,070
01.2	b. Gain from revaluation of financial assets at FVTPL		468,994,787	1,316,069,425	5,599,310,754	8,305,631,078
01.3	c. Dividend, interest income from financial assets at FVTPL	30.b)	11,377,256,627	8,436,502,341	31,102,591,671	46,171,051,610
02	1.2		17,847,294,639	14,693,791,161	55,420,056,157	38,030,637,096
03	1.3		33,952,030,235	22,100,392,602	122,248,696,459	74,231,049,471
06	1.4		15,605,530,447	16,922,352,118	81,835,430,588	63,225,769,549
07	1.5		3,546,489,773	1,845,491,020	9,614,210,930	5,234,316,457
09	1.6		1,463,803,562	1,471,776,176	4,581,462,248	4,543,828,385
10	1.7		50,000,000	-	231,818,182	150,000,000
11	1.8	30.c)	105,495,803	121,527,274	444,346,074	479,479,997
20	<b>Total operating income</b>		<b>109,200,044,893</b>	<b>70,775,087,201</b>	<b>379,455,976,931</b>	<b>292,783,052,713</b>
<b>II. OPERATING EXPENSES</b>						
21	2.1		8,743,696,371	5,444,029,639	32,727,109,819	28,436,392,587
21.1	a. Loss from disposal of financial assets at FVTPL	30.a)	2,434,468,988	5,624,272,602	20,904,092,818	21,640,242,217
21.2	b. Loss from revaluation of financial assets at FVTPL		6,309,227,383	(180,242,963)	11,823,017,001	6,795,350,027
21.3	c. Transaction costs of acquisition of financial assets at FVTPL		-	-	-	800,343
22	2.2		-	-	284,272,301	2,504,491,704
24	2.3		1,880,000,000	277,498,075	2,580,110,241	2,837,333,397
26	2.4		3,968,685,872	121,386,165	10,066,738,612	496,918,827
27	2.5		10,536,468,889	8,419,951,798	46,538,790,679	31,535,238,432
28	2.6		3,287,919,973	2,722,824,540	13,471,542,389	9,164,465,249
30	2.7		724,595,934	661,564,385	2,562,020,214	2,546,511,941
32	2.8	31	263,183,059	2,193,221	917,551,673	615,699,339
40	<b>Total operating expenses</b>		<b>29,404,550,098</b>	<b>17,649,447,823</b>	<b>109,148,135,928</b>	<b>78,137,051,476</b>
<b>III. FINANCIAL INCOME</b>						

## STATEMENT OF COMPREHENSIVE INCOME

4th Quarter of 2024

Code	ITEM	Note	Fourth Quarter of	Fourth Quarter of	Accumulated from	Accumulated from	
			2024	2023	the beginning of the year to 4th Quarter 2024	the beginning of the year to 4th Quarter 2023	
			VND	VND	VND	VND	
42	3.1	Non-fixed dividend and interest income	1,470,278,801	1,408,380,059	2,270,859,522	2,726,847,389	
44	3.2	Other income for investments	-	956,191,238	-	9,402,739,726	
50		<b>Total financial income</b>	<b>1,470,278,801</b>	<b>2,364,571,297</b>	<b>2,270,859,522</b>	<b>12,129,587,115</b>	
	<b>IV.</b>	<b>FINANCIAL EXPENSES</b>					
52	4.1	Borrowing costs	23,260,086,755	10,590,550,809	56,723,163,320	52,441,609,563	
60		<b>Total financial expenses</b>	<b>23,260,086,755</b>	<b>10,590,550,809</b>	<b>56,723,163,320</b>	<b>52,441,609,563</b>	
62	<b>VI.</b>	<b>GENERAL AND ADMINISTRATIVE EXPENSES</b>	32	22,167,081,131	24,461,377,687	73,935,646,814	80,218,786,122
70	<b>VII.</b>	<b>OPERATING PROFIT</b>		35,838,605,710	20,438,282,179	141,919,890,391	94,115,192,667
	<b>VIII.</b>	<b>OTHER INCOME AND EXPENSES</b>		-	-	-	-
71	8.1	Other income	33	4,435,817	3,603,379	9,092,087	89,266,620
72	8.2	Other expense	35	119,553,891	(143,812,702)	2,158,479,028	239,746,544
80		<b>Total other operating profit</b>		<b>(115,118,074)</b>	<b>147,416,081</b>	<b>(2,149,386,941)</b>	<b>(150,479,924)</b>
90	<b>IX.</b>	<b>TOTAL PROFIT BEFORE TAX</b>		<b>35,723,487,636</b>	<b>20,585,698,260</b>	<b>139,770,503,450</b>	<b>93,964,712,743</b>
91	9.1	Realized profit		41,563,720,232	19,089,385,872	145,994,209,697	92,454,431,692
92	9.2	Unrealized profit		(5,840,232,596)	1,496,312,388	(6,223,706,247)	1,510,281,051
100	<b>X.</b>	<b>CORPORATE INCOME TAX EXPENSES</b>		<b>8,879,306,716</b>	<b>5,347,399,445</b>	<b>29,503,676,054</b>	<b>20,110,551,774</b>
100.1	10.1	Current corporate income tax expenses	36	9,226,123,503	5,015,705,348	30,748,417,303	19,808,495,564
100.2	10.2	Deferred corporate income tax expenses	36	(346,816,787)	331,694,097	(1,244,741,249)	302,056,210
200	<b>XI.</b>	<b>PROFIT AFTER TAX</b>		<b>26,844,180,920</b>	<b>15,238,298,815</b>	<b>110,266,827,396</b>	<b>73,854,160,969</b>
300	<b>XII.</b>	<b>OTHER COMPREHENSIVE INCOME AFTER TAX</b>		-	-	-	-
301	12.1	Gain/(Loss) from revaluation of AFS financial assets		10,677,529,998	13,764,176,627	10,677,529,998	13,764,176,627
400		<b>Total other comprehensive income</b>		<b>10,677,529,998</b>	<b>13,764,176,627</b>	<b>10,677,529,998</b>	<b>13,764,176,627</b>
500	<b>XIII.</b>	<b>NET INCOME ON COMMON SHARES</b>		-	-	-	-
501	13.1	Earnings per share (VND/share)	37	265	151	1,090	730

Tran Thi Thu Phuong  
Preparer

Le Thi Thu Hien  
Chief Accountant



Nham Ha Hai  
General Director  
Ha Noi, 20th January 2025

## STATEMENT OF CASH FLOW

4th Quarter of 2024  
(Under Indirect method)

Code	ITEM	Note	Accumulated from the	Accumulated from the
			beginning of the year to 4th Quarter 2024	beginning of the year to 4th Quarter 2023
			VND	VND
	<b>I.</b>	<b>Cash flow from operating activities</b>		
01	1.	<i>Profit before tax</i>	139,770,503,450	93,964,712,743
02	2.	<i>Adjustments for</i>	(5,947,356,707)	(14,510,002,482)
03	-	<i>Depreciation and amortisation</i>	5,192,445,948	5,011,551,236
04	-	<i>Provisions</i>	3,457,530,400	472,530,400
05	-	<i>Gains/losses from unrealized foreign exchange</i>	-	-
06	-	<i>Interest expense</i>	56,755,743,161	54,806,412,560
07	-	<i>Gains/losses from investing activities</i>	(57,414,152,468)	(58,300,638,725)
08	-	<i>Interest income</i>	(13,938,923,748)	(8,720,027,927)
09	-	<i>Other adjustments</i>		(7,779,830,026)
10	3.	<i>Increase in non-monetary expenses</i>	11,823,017,001	9,299,841,731
11	-	Loss from revaluation of financial assets at FVTPL	11,823,017,001	6,795,350,027
12	-	Loss from held-to-maturity (HTM) investments	-	2,504,491,704
18	4.	<i>Adjustments for</i>	(5,599,310,754)	(8,305,631,078)
19	-	Depreciation and amortisation	(5,599,310,754)	(8,305,631,078)
	5.	<i>Gains/losses from investing activities before changes in working capital</i>	(1,338,509,592,520)	(286,741,342,743)
31	-	Increase/Decrease in financial assets at FVTPL	(867,035,356,358)	805,686,645,396
32	-	Increase/Decrease in HTM investments	(323,879,280,434)	(523,213,699,476)
33	-	Increase/Decrease in loans	(338,496,061,208)	(347,356,466,063)
34	-	Increase/Decrease in financial assets at AFS	-	-
36	-	Increase/Decrease in receivables and accruals from	209,727,127	12,335,728,201
37	-	Increase/Decrease in receivables from services provided by the Company	13,803,058,566	14,615,683,037
39	-	Increase/Decrease in other receivables	250,169,013,861	(145,221,176,507)
40	-	Increase/Decrease in other assets	(2,558,147,700)	1,659,223,112
41	-	Increase/Decrease in accrued expenses (excluding interest expenses)	697,098,630	576,971,837
42	-	Increase/Decrease in prepaid expenses	1,130,574,765	379,556,726
43	-	CIT paid	(9,742,379,004)	(18,203,446,706)
44	-	Interest paid	(52,192,895,241)	(56,175,528,816)
45	-	Increase/Decrease in trade payables	(133,112,306)	(1,370,395,025)
46	-	Other expenses on operating activities	(1,360,200)	(85,938,300)
47	-	Increase/Decrease in tax and payables to the State (excluding CIT paid)	4,130,177,430	(494,073,863)
48	-	Increase/Decrease in payables to employees	(3,412,691,577)	339,134,490
50	-	Increase/Decrease in other payables	(1,756,963,871)	(30,213,560,786)
51	-	Other receipts from operating activities	27,000,000	-
52	-	Other payments from operating activities	(9,467,995,000)	
60		<b>Net cash flows from operating activities</b>	<b>(1,198,462,739,530)</b>	<b>(206,292,421,829)</b>

## STATEMENT OF CASH FLOW

4th Quarter of 2024  
(Under Indirect method)

Code	ITEM	Note	Accumulated from the	Accumulated from the
			beginning of the year to 4th Quarter 2024	beginning of the year to 4th Quarter 2023
			VND	VND
<b>II. Net cash flows from operating activities</b>				
61	1.	Payments for purchase and construction of fixed assets, investment properties and other long-term assets	(2,205,173,800)	(1,705,245,850)
62	2.	Proceeds from disposals of fixed assets, investment properties and other long-term assets	7,509,090	-
65	3	Investments in other entities	57,690,915,679	51,106,007,708
70	<b>Net cash flows from investing activities</b>		<b>55,493,250,969</b>	<b>49,400,761,858</b>
<b>III. CASH FLOWS FROM FINANCING ACTIVITIES</b>				
71	1.	Receipts from stocks issuing and capital contribution from equity owners	-	-
73	3.	Proceeds from borrowings	27,285,983,042,268	13,303,964,643,382
73.2	3.2	Borrowings from others	27,285,983,042,268	13,303,964,643,382
74	4.	Repayment of borrowings	(26,326,797,484,679)	(13,034,019,240,854)
74.3	4.3	Long-term and short-term borrowings received	(26,326,797,484,679)	(13,034,019,240,854)
76	6.	Dividends, profit paid to equity owners	-	-
80	<b>Net cash flows from financing activities</b>		<b>959,185,557,589</b>	<b>269,945,402,528</b>
90	<b>Net decrease/increase in cash and cash equivalents</b>		<b>(183,783,930,972)</b>	<b>113,053,742,557</b>
101	<b>Cash and cash equivalents at beginning of the the period</b>		<b>288,020,444,274</b>	<b>174,966,701,717</b>
101.1	Cash		288,020,444,274	174,966,701,717
101.2	Cash equivalents		-	-
103	<b>Cash and cash equivalents at end of the the period</b>		<b>104,236,513,302</b>	<b>288,020,444,274</b>
103.1	Cash		104,236,513,302	288,020,444,274
103.2	Cash equivalents		-	-

Tran Thi Thu Phuong  
Preparer


Le Thi Thu Hien  
Chief Accountant




## CASH FLOWS FROM BROKERAGE AND TRUST ACTIVITIES OF THE INVESTORS

4th Quarter of 2024  
(Under Indirect method)

Code ITEM	Note	Accumulated from the	Accumulated from the
		beginning of the year to 4th Quarter 2024	beginning of the year to 4th Quarter 2023
		VND	VND
<b>I. Cash flows from brokerage and trust activities of the investors</b>			
01	1	24,201,815,508,647	22,473,388,002,645
02	2	(28,298,598,282,554)	(21,520,333,730,809)
07	3	24,330,541,908,354	6,139,821,999,659
08	4	(20,400,987,425,544)	(7,004,162,283,226)
11	5	(3,389,191,524)	(3,002,847,239)
14	6	1,168,676,219,971	461,638,214,815
15	7	(1,168,823,122,471)	(461,491,312,315)
20		(170,764,385,121)	85,858,043,530
30	<b>II. Cash and cash equivalents at the beginning of the period</b>	<b>405,530,103,251</b>	<b>319,672,059,721</b>
31	Cash at banks at the beginning of the period:	405,530,103,251	319,672,059,721
32	- Investors' deposits managed by the Company for securities trading activities	405,376,534,601	319,665,393,571
35	- Deposits of securities issuers	153,568,650	6,666,150
	In which: term deposits	-	-
36	Cash equivalent	-	-
37	Effect of exchange rate fluctuations	-	-
40	<b>III. Cash and cash equivalents at the end of the period</b>	<b>234,765,718,130</b>	<b>405,530,103,251</b>
41	Cash at banks at the end of the period:	234,765,718,130	405,530,103,251
42	- Investors' deposits managed by the Company for securities trading activities	234,759,051,980	405,376,534,601
45	- Deposits of securities issuers	6,666,150	153,568,650

  
Tran Thi Thu Phuong  
Preparer

  
Le Thi Thu Hien  
Chief Accountant

  
Nam Ha Hai  
General Director

Hanoi, 20th January 2025

**STATEMENT OF CHANGES IN OWNERS' EQUITY**  
 4th Quarter of 2024

ITEMS	Beginning balance		Previous period		Increase/ Decrease		Ending balance	
	01/01/2023	01/01/2024	Decrease		Increase		31/12/2023	31/12/2024
			Increase	Decrease	Increase	Decrease		
1. Changes in owners' equity								
1. Share Capital	1,011,500,000,000	1,011,500,000,000	-	-	-	-	1,011,500,000,000	1,011,500,000,000
1.1 Ordinary shares with voting rights	1,011,500,000,000	1,011,500,000,000	-	-	-	-	1,011,500,000,000	1,011,500,000,000
2. Charter capital supplementary reserve fund	13,199,809,009	13,199,809,009	-	-	-	-	13,199,809,009	13,199,809,009
3. Operational risk and financial reserve fund	13,199,809,009	13,199,809,009	-	-	-	-	13,199,809,009	13,199,809,009
4. Asset revaluation differences	11,214,059,657	13,764,176,627	2,550,116,970	-	3,877,489,171	(6,964,135,800)	13,764,176,627	10,677,529,998
5. Undistributed earnings	213,354,557,309	285,527,663,882	73,854,160,969	(1,681,054,396)	125,774,435,908	(16,984,691,731)	285,527,663,882	394,317,408,059
5.1 Realized earnings	213,866,807,316	284,831,689,048	72,645,936,128	(1,681,054,396)	115,245,792,394	(1,477,083,219)	284,831,689,048	398,600,398,223
5.2 Unrealized earnings	(512,250,007)	695,974,834	1,208,224,841	-	10,528,643,514	(15,507,608,512)	695,974,834	(4,282,990,164)
<b>TOTAL</b>	<b>1,262,468,234,984</b>	<b>1,337,191,458,527</b>	<b>76,404,277,939</b>	<b>(1,681,054,396)</b>	<b>129,651,925,079</b>	<b>(1,020,368,488)</b>	<b>1,337,191,458,527</b>	<b>1,442,894,556,075</b>

*Tran Thi Thu Phuong*

Tran Thi Thu Phuong  
 Preparer

*Le Thi Thu Hien*

Le Thi Thu Hien  
 Chief Accountant



Nham Ha Hai  
 General Director

Ha Noi, 20th January 2025

## NOTES TO THE FINANCIAL STATEMENTS

4th Quarter of 2024

### 1 . BACKGROUND

#### 1.1 . Forms of Ownership

An Binh Securities Joint Stock Company was established under Business Registration Certificate No. 0103013960 first issued by the Department of Planning and Investment of Hanoi City on September 26, 2006 and operates under Securities Business License No. 16/UBCK-GPHDKD issued by the State Securities Commission on September 29, 2006, Adjusted License No. 178/UBCK-GP issued by the State Securities Commission on December 10, 2008, Adjusted License No. 365/UBCK-GP issued by the State Securities Commission on November 2, 2010, Adjusted License No. 19/GPDC-UBCK dated February 26, 2018, Adjusted License No. 79/GPDC-UBCK dated September 16, 2021.

The Company's head office is located at: 16th Floor, Geleximco Building, No. 36 Hoang Cau Street, O Cho Dua Ward, Dong Da District, Hanoi City.

The Company's Charter of Operation was issued in October 2006 and most recently amended and supplemented in September 2021.

Company's Legal capital under Business License: VND 1,011,500,000,000, Contributed Legal capital as at 31 December 2024: VND 1,011,500,000,000; Equivalent to 101,150,000 shares with the price of VND 10,000 per share.

The Company's member entities are as follows:

- 1, Ho Chi Minh City Branch;
- 2, Hue City Branch;
- 3, Hai Phong City Branch;
- 4, Da Nang City Branch;
- 5, Thai Binh City Branch;
- 6, Bac Ninh City Branch;
- 7, Vung Tau City Branch;
- 8, Hanoi City Branch;
- 9, Representative Office in Son La.

#### 1.2 . Business field

The Company's business activities include: securities brokerage; principal trading; securities investment advisory; financial advisory; securities underwriting and depository services.

### 2 . ACCOUNTING SYSTEM AND ACCOUNTING POLICY

#### 2.1 . Accounting period and accounting monetary unit

Annual accounting period commences from 1st January and ends as at 31st December.

The first fiscal year begins on September 29th, 2006 when the Company is granted a certificate of establishment and ends on December 31st, 2006.

The Company maintains its accounting records in VND.

## 2.2 . Accounting Standards and Accounting system

### *Accounting System*

The Company applies the Accounting Regime for Securities Companies issued under Circular No. 210/2014/TT-BTC dated December 30th, 2014 of the Minister of Finance on accounting guidance applicable to securities companies (replacing Circular No. 95/2008/TT-BTC dated October 24th, 2008, Decision No. 99/2000/QĐ-BTC dated June 13rd, 2000, Circular No. 162/2010/TT-BTC dated October 20th, 2010); Circular No. 334/2016/TT-BTC dated December 27th, 2016 of the Minister of Finance, amending, supplementing and replacing appendices 02 and 04 of Circular 210/2014/TT-BTC.

Circular No. 210/2014/TT-BTC dated December 30, 2014 takes effect from January 1st, 2016 and Circular No. 334/2016/TT-BTC dated December 27th, 2016 takes effect from fiscal year 2016, except for the provisions on fair value taking effect from January 1st, 2017.

### *Announcement on compliance with Vietnamese standards and accounting system*

The Company applies Vietnamese Accounting Standards and supplement documents issued by the State. Financial statements are prepared in accordance with regulations of each standard and supplement documents as well as with current accounting system.

### *Form of accounting record*

The Company is applying accounting record by computer.

## 2.3 . Cash and cash equivalents

Cash and cash equivalents comprise cash on hand, cash in banks and short-term, highly liquid investments with an original maturity of less than three months that are readily convertible into known amounts of cash and that are subject to an insignificant risk of change in value.

Cash and cash equivalents comprise cash on hand, cash in banks and short-term, highly liquid investments with an original maturity of less than three months that are readily convertible into known amounts of cash and that are subject to an insignificant risk of change in value.

Cash and cash equivalents comprise cash on hand, cash in banks and short-term, highly liquid investments with an original maturity of less than three months that are readily convertible into known amounts of cash and that are subject to an insignificant risk of change in value.

The provision for bad receivable debts is made for each bad receivable debt based on overdue period of debts or possible loss.

## 2.4 . Receivables

### a) *Initial recognition*

#### *Financial assets*

Financial assets of the Company including cash and cash equivalents, financial assets at fair value through profit and loss (FVTPL), held-to-maturity investments (HTM), loans, available for sale financial assets (AFS) and receivables. At initial recognition, financial assets are identified by purchasing price/issuing cost plus other expenses directly related to the purchase and issuance of those assets, except financial assets at fair value through profit and loss (FVTPL) are identified by purchasing price/issuing cost.

#### *Financial liabilities*

Financial liabilities of the Company including loans, trade payables and other payables, accrued expenses. At initial recognition, financial liabilities are determined by issuing price plus other expense directly related to the issuance of those liabilities.



b) *Classification principles*

**Financial assets at fair value through profit and loss (FVTPL):** financial asset is classified as FVTPL if it was held for the purpose of selling or repurchasing in financial market through researching and analyzing with profit-taking expectation. The other financial assets are not classified to FVTPL when they are sold, they must be reclassified to FVTPL.

Financial assets FVTPL is a debt instrument at maturity which must be recognized as receivables and provision as doubtful debts (if any).

**Held-to-maturity financial assets (HTM):** are non-derivative financial assets with fixed or determinable payments and fixed maturities that the Company has the positive intention and ability to hold to maturity, except for:

- Non-derivative financial assets that at the time of initial recognition were classified by the Company as recognized at value through profit/loss (FVTPL);
- Non-derivative financial assets that the Company has classified as available-for-sale (AFS); and
- Non-derivative financial assets satisfy the definition of loans and receivables.

Following initial recognition, held-to-maturity (HTM) financial assets are determined at amortized cost using the effective interest rate method.

**Loans:** are non-derivative financial assets with fixed or identifiable payments and not listed on the market.

Types of loan commitments made:

- Margin contract;
- Prepaid of selling securities contract.

After initial recognition, loans are measured at amortized cost using the real interest rate method, except for loans to financial assets recognized at fair value through profit or loss; Financial liabilities arising from the transfer a financial asset that are not eligible for discontinuance or when applicable in accordance with the continued relevant regulations; financial guarantee contracts.

Provision for impairment of loan value is set aside when the company incurs lending risks in lending operations in accordance with the provisions of the Securities Law due to customers' failure to perform or partial inability to perform or all of its obligations under the loan commitment. Provisions for impairment of loans include specific provisions and general provisions.

**Available for sale financial assets (AFS):** are the non-derivative financial assets that are determined as available for sale or are not classified as:

- Loans or Receivables;
- Held to maturity investments;
- Financial assets at fair value through profit and loss (FVTPL).

Financial assets that are invested by the Company but have no short-term investment objectives and long-term objectives have not been identified. Therefore, this is a limited financial asset classified in the Company's operations.

c) *Revalue financial asset principles*

Revaluation of financial assets FTVPL and AFS at market value or fair value is according to the method of valuation in accordance with the law.

Fair value/market value of financial assets is determined according to the provisions of Circular No. 48/2019/TT-BTC as follows:

- For listed securities (including listed stocks, fund certificates, derivatives, and covered warrants): the actual market price of securities is calculated based on the closing price at the latest date transactions as of the date of preparation of the financial statements.
- For shares registered for trading on the trading market of unlisted public companies and state-owned enterprises equitizing in the form of public offering of securities (Upcom), the actual price of securities on the market is determined as the average reference price in the 30 most recent consecutive trading days prior to the time of preparing the annual financial statements announced by the Stock Exchange.

- For Government bonds: the actual bond price on the market is the average of the prices that the market maker commits to offer at a certain price in the bidding session according to the provisions of Decree No. 95/2018/ND-CP dated June 30, 2018 on issuance, registration, depository, listing and trading of Government debt instruments on the stock market; guiding documents of the Ministry of Finance and amendments, supplements or replacements, if any. In case there is no such committed price, the actual bond price on the market is the most recent transaction price at the Stock Exchange within 10 days from the date of preparing the financial statement. In case there is no transaction within 10 days from the date of preparing the annual financial statement, the enterprise does not make provisions for this investment.
- For local government bonds, government-guaranteed bonds and corporate bonds: the market price of local government bonds, government-guaranteed bonds and listed, registered corporate bonds is the most recent transaction price at the Stock Exchange within 10 days from the date of preparation of the financial statements. In case there is no transaction within 10 days from the date of preparation of the annual financial statements, the enterprise shall not make provisions for this investment.
- In case the securities have been listed on the market but have not been traded within 30 days; the securities have been delisted or suspended from trading or have stopped trading; the shares of a joint stock company have been registered for trading on the Upcom market but have not been traded within 30 days before the time of preparing the financial statements will be assessed for the possibility and level of price reduction based on the consideration of the financial situation and book value of the issuer as of June 30, 2022.

Receivables is presented on the Financial statements according to book value of trade receivable and other receivables after deducting provision for bad receivable debts.

## 2.5 . Long-term investment

Investments in subsidiaries, joint ventures or associates are initially recognized at original cost. After initial recognition, the value of these investments is measured at original cost less provision for devaluation of investments.

Provision for devaluation of investments is made at the end of the year based on the [Separate] Financial Statements/Consolidated Financial Statements of subsidiaries, joint ventures or associates at the provision date.

## 2.6 . Short-term and long-term deposits received

Deposits received are recording amounts enterprises received deposits related to business to be performed in compliance with regulations of law in force. Deposits received are not under assets of the Company, the Company has to manage separately from monetary assets of the Company.

## 2.7 . Short-term and long-term receivables

**Receivables from sale of financial assets:** reflects the total value receivable when selling financial assets in the Company's financial asset portfolio (not through the Stock Exchanges), including the maturity value of financial assets or liquidation of these financial assets.

**Receivables from and accruals for dividend and interest income:** reflecting receivables from and accruals for dividend and interest income belonging to the Company's financial asset list.

**Receivables of services rendered by the Company:** reflecting receivables of the Company with the Stock Exchange, the Vietnam Securities Depository (VSD), the Investors are clients of the Company, with Securities issuing organizations or underwriters of securities and receivables from securities trading activities.

**Provision for impairment of receivables:** The provision for doubtful debts is made for receivables that are overdue under an economic contract, a loan agreement, a contractual commitment or a promissory note and for receivables that are not due but difficult to be recovered. Accordingly, the provisions for overdue debts shall be based on the due date stipulated in the initial sale contract, exclusive of the debt rescheduling between contracting parties and the case where the debts are not due but the debtor is in bankruptcy, in dissolution, or missing and making fleeing.

The provision for bad debts is made for each bad debts as follow:

Overdue period	Provision rate
From over six (06) months to less than one (01) year	30%
From one (01) year to less than two (02) years	50%
From two (02) years to less than three (03) years	70%
From three (03) years and above	100%

## 2.8 . Fixed assets, Finance lease fixed assets and Investment properties

Fixed assets (tangible and intangible) are initially stated at the historical cost. During the using time, fixed assets (tangible and intangible) are recorded at cost, accumulated depreciation and carrying amount.

Depreciation is provided on a straight-line basis. Annual rates calculated to write off the cost of each asset evenly over its expected useful life as follows:

- Buildings, structures	05 - 50 year
- Machinery, equipment	03 - 08 year
- Transportation equipment	10 year
- Office equipment and furniture	04 - 06 year
- Management software	03 - 08 year

## 2.9 . Prepaid expenses

Prepaid expenses only related to present fiscal year are recognised as short-term prepaid expenses and are recorded into operating costs.

Prepaid expenses incurred during the year but related to business operations of several years are recorded as long-term prepaid expenses and are amortised to the income statement in several years.

The calculation and allocation of long-term prepaid expenses to profit and loss account in the period should be based on nature of those expenses to select a reasonable method and allocated factors. Prepaid expenses are allocated partly into operating expenses on a straight-line basis.

## 2.10 . Short-term and long-term payables

Payables is presented according to term of payables, details for every entity, details for each type of currency and the other factors due to the management of the Company.

**Loans:** reflects the situation of bond issuance and bond payment; reflect the temporary borrowings and repayment the loans of the Company to the Bank, Vietnam Securities Depository Center, Settlement Assistance Fund or other borrowers in accordance with the regulations on lending activities applicable to securities companies.

**Payables for securities transaction activities:** reflect the payment situation about Fees for securities trading activities, Securities services for the Stock Exchange, Vietnam Securities Depository (VSD), payable to the Securities release agent.

**Payables to a securities issuing organization:** reflecting the Securities Issuing Organization payable's receipt and payment of disposing underwriting securities by The Company in the primary or secondary issuing company Primary or secondary securities, including the circumstance which the issued company disposed securities through agents.

## 2.11 . Accrued expenses

Expenses not yet occurred may be charged in advance into production and operating costs in order to ensure when these expenses arise, they do not make material influence on production and operating costs on the basis of suitability between revenue and cost. When these expenses arise, if there is any difference with the amount charged, accountants additionally record or make decrease to cost equivalent to the difference.

## 2.12 . Owner's equity

Owner's equity is stated at actually contributed capital of owners.

Realised profit during the period is the net difference between total revenue and income, and total expenses in the statement of comprehensive income of the Company. The profit is used to allocate for the owner will not contains losses realized at the beginning and losses not yet realized until distributing of interest to the owners. The distribution of the Company's profits to the owner must be transparent and in accordance with the securities law and other relevant laws applicable to the securities company, Charter of the securities company, Resolution of the General Meeting of Shareholders. Profits have distributed income to capital contributing members or shareholders after subtracting the tax liabilities to be calculated on the income they are entitled to.

## 2.13 . Revenue

### *Rendering of services*

Revenue from rendering of services is recognized when the outcome of that transaction can be measured reliably. Where a transaction involving the rendering of services is attributable to several periods, each period's revenue should be recognized by reference to the stage of completion at the balance sheet date. The outcome of a transaction can be estimated reliably when all the following conditions are satisfied:

- The amount of revenue can be measured reliably;
- It is probable that the economic benefits associated with the transaction will flow to the Company;
- The stage of completion of the transaction at the balance sheet date can be measured reliably;
- The costs incurred for the transaction and the costs to complete the transaction can be measured reliably.

The stage of completion of a transaction may be determined by surveys of work completed method

### Income from securities trading

Income from disposing of proprietary financial assets FVTPL is determined as the difference between the selling price and the cost of the number of FVTPL financial assets sold. Income from sale of financial assets is income earned.

Income from an increasing revalue of FVTPL proprietary financial assets at fair value. Income from revaluation financial asset in FVTPL proprietary financial assets are unrealized income.

Income derived from FVTPL, HTM, loans including: loan interest arising on loans in accordance with the Law on Securities; Dividends, dividends distributed from stock, bond interest; Interest derived from fixed deposits.

Dividends and dividends arising from financial assets belonging to the Company's portfolio: FVTPL, HTM, and AFS are recognized when the Company is entitled to receive dividends from the ownership of the shares already established.

## 2.14 . Operating expenses and general and administrative expenses

Costs are recognized into operating costs when it may decrease economic benefits at the generating time or it may be determined in a certain way, no distinction it was paid or not.

## 2.15 . Taxation

### a) *Deferred income tax asset and Deferred income tax liability*

Current tax assets and liabilities for the current and prior periods are measured at the amount expected to be recovered from or paid to the taxation authorities. The tax rates and tax laws used to compute the amount are those that are enacted by the balance sheet date.

Deferred income tax asset and Deferred income tax liability are determined based on ... (thuyết minh theo thực tế của từng đơn vị: prevailing corporate income tax rate (or corporate income tax rate which is estimated to change in the future if the deferred income tax asset or deferred income tax liability are reversed when the new tax rates have been enacted), tax rates and tax laws enacted at the end of accounting year.

Deferred income tax asset and Deferred income tax liability shall be offset against each other when preparing the Statement of Financial position.

### b) **Current corporate income tax expenses and Deferred corporate income tax expenses**

Current corporate income tax expenses are determined based on taxable income during the year and current corporate income tax rate.

Deferred corporate income tax expenses are determined based on deductible temporary differences, the taxable temporary differences and corporate income tax rate.

Current corporate income tax expenses and deferred corporate income tax expenses are not offset against each other.

## 2.16 . Related Parties

The parties are regarded as related parties if that party has the ability to control or significantly influence the other party in making decisions about the financial policies and activities. The Company's related parties include:

Companies, directly or indirectly through one or more intermediaries, having control over the Company or being under the control of the Company, or being under common control with the Company, including the Company's parent, subsidiaries and associates;

Individuals, directly or indirectly, holding voting power of the Company that have a significant influence on the Company, key management personnel including directors and employees of the Company, the close family members of these individuals;

Enterprises that the above-mentioned individuals directly or indirectly hold an important part of the voting power or have significant influence on these enterprises.

In considering the relationship of related parties to serve for the preparation and presentation of Financial Statements, the Company should consider the nature of the relationship rather than the legal form of the relationship.

## 3 . VALUE OF SECURITIES TRANSACTION THIS THE PERIOD

	Volume of securities transaction this the period	Value of securities transaction this the period
		VND
<b>Securities company</b>	<b>31,267,151</b>	<b>5,661,357,401,638</b>
- Shares	27,160	975,220,000
- Bonds	31,239,891	5,557,797,017,838
- Valuable Papers	100	102,585,163,800
<b>Investors</b>	<b>413,855,003</b>	<b>10,240,814,563,898</b>
- Shares	397,358,223	8,736,247,611,210
- Bonds	15,036,010	1,489,492,411,608
- Fund certificates	1,460,770	15,074,541,080
- Other securities	-	-
	<b>445,122,154</b>	<b>15,902,171,965,536</b>

#### 4 . CASH AND CASH EQUIVALENTS

	31/12/2024	01/01/2024
	VND	VND
Cash at bank	104,236,513,302	288,020,444,274
Cash in transit	-	-
Cash equivalents	-	-
	<b>104,236,513,302</b>	<b>288,020,444,274</b>

#### 5 . FINANCIAL ASSETS

##### a) Financial assets at fair value through profit and loss (FVTPL)

	31/12/2024		01/01/2024	
	Book value	Fair value	Book value	Fair value
	VND	VND	VND	VND
Listed Shares	22,076,112,639	16,776,712,002	21,116,414,919	15,994,114,552
Unlisted Shares	47,061,278,765	47,059,221,564	47,068,944,716	47,061,780,163
Bonds	2,057,678,600	2,056,536,392	131,415,696,566	137,415,130,028
Fund certificate	1,011,137,659	960,000,000	-	-
Deposit agreement	1,031,845,041,096	1,031,845,041,096	140,000,000,000	140,000,000,000
Certificate of deposit	102,585,163,800	102,585,163,800	-	-
	<b>1,206,636,412,559</b>	<b>1,201,282,674,854</b>	<b>339,601,056,201</b>	<b>340,471,024,743</b>

##### b) Held-to-maturity investments (HTM)

	31/12/2024	01/01/2024
	VND	VND
Term deposits from 03 months or more	150,425,523,576	190,394,734,301
Bonds of GLEXHOMES Joint Stock Company	-	20,000,000,000
Bonds of Van Huong Investment and Tourism Joint Stock Company	-	310,690,053,206
	<b>150,425,523,576</b>	<b>521,084,787,507</b>

##### c) Loans

	31/12/2024		01/01/2024	
	Book value	Fair value	Book value	Fair value
	VND	VND	VND	VND
Margin operation	1,008,034,982,313	989,011,382,492	652,677,910,069	634,126,840,648
Prepaid of selling securities operation	57,858,261,707	57,858,261,707	74,719,272,743	74,719,272,743
	<b>1,065,893,244,020</b>	<b>1,046,869,644,199</b>	<b>727,397,182,812</b>	<b>708,846,113,391</b>

The fair value of loans is determined as the book value of the loans minus the allowance for impairment of loans.

5 . SHORT-TERM INVESTMENTS  
 Fluctuation of market value

	31/12/2024			01/01/2024				
	Book value	Increase	Decrease	Revaluation value	Book value	Increase	Decrease	Revaluation value
<b>Listed Shares</b>	<b>22,076,112,639</b>	<b>59,969,000</b>	<b>(5,359,369,637)</b>	<b>16,776,712,002</b>	<b>21,116,414,919</b>	<b>7,223,458</b>	<b>(5,129,523,825)</b>	<b>15,994,114,552</b>
- SHN	21,100,892,639	-	(5,356,784,637)	15,744,108,002	21,100,892,637	-	(5,125,253,637)	15,975,639,000
- Others	975,220,000	59,969,000	(2,585,000)	1,032,604,000	15,522,282	7,223,458	(4,270,188)	18,475,552
<b>Unlisted Shares</b>	<b>47,061,278,765</b>	-	<b>(2,057,201)</b>	<b>47,059,221,564</b>	<b>47,068,944,716</b>	<b>797,419</b>	<b>(7,961,972)</b>	<b>47,061,780,163</b>
- Global Insurance Corporation	-	-	-	-	-	-	-	-
- An Hoa Paper Joint Stock Company	41,842,300,000	-	-	41,842,300,000	41,842,300,000	-	-	41,842,300,000
- Exim Land Corporation	3,230,000,000	-	-	3,230,000,000	3,230,000,000	-	-	3,230,000,000
- Vietnam Public Joint Stock Commercial Bank	957,605,000	-	-	957,605,000	957,605,000	-	-	957,605,000
- Others	1,031,373,765	-	(2,057,201)	1,029,316,564	1,039,039,716	797,419	(7,961,972)	1,031,875,163
<b>Listed Bonds</b>	-	-	-	-	<b>5,551,460,766</b>	-	<b>(338,295,738)</b>	<b>5,213,165,028</b>
- Government bond	-	-	-	-	-	-	-	-
- Bonds of GLEXHOMES Joint Stock Company	-	-	-	-	5,551,460,766	-	(338,295,738)	5,213,165,028
<b>Unlisted Bonds</b>	<b>2,057,678,600</b>	<b>1,336,012</b>	<b>2,478,220</b>	<b>2,056,536,392</b>	<b>125,864,235,800</b>	<b>6,337,729,200</b>	-	<b>132,201,965,000</b>
Bonds of Van Huong Investment and Tourism Joint Stock Company	2,057,678,600	1,336,012	2,478,220	2,056,536,392	125,864,235,800	6,337,729,200	-	132,201,965,000
<b>Fund certificate</b>	<b>1,011,137,659</b>	-	<b>51,137,659</b>	<b>960,000,000</b>	-	-	-	-
Deposit agreements	1,031,845,041,096	-	-	1,031,845,041,096	140,000,000,000	-	-	140,000,000,000
Certificates of deposit	102,585,163,800	-	-	102,585,163,800	-	-	-	-
<b>Total</b>	<b>1,206,636,412,559</b>	<b>61,305,012</b>	<b>(5,307,810,959)</b>	<b>1,201,282,674,854</b>	<b>339,601,056,201</b>	<b>6,345,750,077</b>	<b>(5,475,781,535)</b>	<b>340,471,024,745</b>

6 . PROVISION FOR IMPAIRMENT OF FINANCIAL ASSETS AND MORTGAGE ASSETS

	<u>31/12/2024</u>	<u>01/01/2024</u>
	VND	VND
Provision for impairment of loans	(19,023,599,821)	(18,551,069,421)
	<u><u>(19,023,599,821)</u></u>	<u><u>(18,551,069,421)</u></u>

7 . SHORT-TERM ACCOUNTS RECEIVABLE

	<u>31/12/2024</u>	<u>01/01/2024</u>
	VND	VND
Receivables from sale of investments	-	-
Receivables from and accruals for dividend and interest income	29,944,782,273	16,499,857,953
Receivables from services provided by the Company	5,846,349,707	19,649,408,273
Other receivables	3,247,133,352	3,069,423,878
	<u><u>39,038,265,332</u></u>	<u><u>39,218,690,104</u></u>



**8 . PROVISION FOR IMPAIRMENT OF RECEIVABLES**

	Amount of doubtful debt VND	31/12/2024			01/01/2024
		Beginning VND	Provision VND	Reversal VND	Closing VND
<b>Provision for impairment of other receivables</b>	<b>5,467,850,220</b>	<b>(3,517,850,220)</b>	<b>(2,985,000,000)</b>	-	<b>(3,517,850,220)</b>
- Nguyen Hoai Anh	1,390,282,667	(1,390,282,667)	-	-	(1,390,282,667)
- Mai My Trang	1,186,912,000	(1,186,912,000)	-	-	(1,186,912,000)
- Sunshine Cab Joint Stock Company	1,350,000,000	-	(855,000,000)	-	(855,000,000)
- Sunshine Housing Joint Stock Company	600,000,000	-	(380,000,000)	-	(380,000,000)
- Others	940,655,553	(940,655,553)	(1,750,000,000)	-	(2,690,655,553)
	<b>5,467,850,220</b>	<b>(3,517,850,220)</b>	<b>(2,985,000,000)</b>	-	<b>(3,517,850,220)</b>

9 . OTHER SHORT-TERM ASSETS

	31/12/2024	01/01/2024
	VND	VND
Receivables from other customers	766,926,000	826,926,000
Other receivables	2,500,000,000	2,500,000,000
	<b><u>3,266,926,000</u></b>	<b><u>3,326,926,000</u></b>

10 SHORT-TERM FINANCIAL ASSETS

a) Held-to-maturity investments (HTM)

	31/12/2024	01/01/2024
	VND	VND
Bonds of Joint Stock Commercial Bank for Investment and Development of Vietnam	50,000,000,000	-
Bonds of Van Huong Investment and Tourism Joint Stock Company	565,973,344,365	-
Bonds of VinGroup Joint Stock Company	28,565,200,000	-
Vietinbank Private Tier 2 Capital Increase Bonds	50,000,000,000	-
	<b><u>694,538,544,365</u></b>	<b><u>-</u></b>

b) LONG-TERM INVESTMENT

	31/12/2024		01/01/2024	
	Book value	Fair value	Book value	Fair value
	VND	VND	VND	VND
Listed shares	32,405,683,002	43,083,213,000	32,405,683,002	46,169,859,629
- An Binh Commercial Joint Stock Bank	32,405,683,002	43,083,213,000	32,405,683,002	46,169,859,629
	<b><u>32,405,683,002</u></b>	<b><u>43,083,213,000</u></b>	<b><u>32,405,683,002</u></b>	<b><u>46,169,859,629</u></b>

As of December 31st, 2024, An Binh Securities Joint Stock Company is holding 5,901,810 shares of An Binh Commercial Joint Stock Bank, with a par value of VND 10,000/share. This share is classified by the Company as AFS financial asset for long-term investment purposes. The difference in value of long-term AFS investment is recorded in the revaluation difference at fair value as of December 31st, 2024.

**AN BINH SECURITIES JOINT STOCK COMPANY**

16th Floor, Geleximco Building, No. 36 Hoang Cau Street,  
O Cho Dua Ward, Dong Da District, Hanoi City

**Financial statements**  
For the fiscal year ended as at 31/12/2024

**11 . TANGIBLE FIXED ASSETS**

	Buildings	Machinery, equipment	Transportation equipment	Management equipment	Total
	VND	VND	VND	VND	VND
<b>Original cost</b>					
As at 01/01/2024	220,000,001	21,495,937,690	2,413,680,000	36,789,000	24,166,406,691
Purchase	-	327,270,000	0	0	327,270,000
Finished construction investment	-	-	-	-	-
Others	-	-	-	-	-
Transferring into investment properties	-	-	-	-	-
Liquidating, disposed	-	(145,186,050)	0	0	(145,186,050)
Others	-	-	-	-	-
<b>As at 31/12/2024</b>	<b>220,000,001</b>	<b>21,678,021,640</b>	<b>2,413,680,000</b>	<b>36,789,000</b>	<b>24,348,490,641</b>
<b>Accumulated depreciation</b>					
As at 01/01/2024	220,000,001	13,874,582,795	1,318,677,067	14,562,322	15,427,822,185
Depreciation	-	2,603,928,728	241,368,000	9,197,256	2,854,493,984
Others	-	-	-	-	-
Transferring into investment properties	-	-	-	-	-
Liquidating, disposed	-	(145,186,050)	-	-	(145,186,050)
Others	-	-	-	-	-
<b>As at 31/12/2024</b>	<b>220,000,001</b>	<b>16,333,325,473</b>	<b>1,560,045,067</b>	<b>23,759,578</b>	<b>18,137,130,119</b>
<b>Net carrying amount</b>					
As at 01/01/2024	-	7,621,354,895	1,095,002,933	22,226,678	8,738,584,506
As at 31/12/2024	-	5,344,696,167	853,634,933	13,029,422	6,211,360,522
As at 31/12/2024	-	-	-	-	-
As at 31/12/2024	-	-	-	-	-

12 . INTANGIBLE FIXED ASSETS

	Invention copyright	Land use rights	Software	Total
		VND	VND	VND
<b>Original cost</b>				
As at 01/01/2024	-	61,500,000,000	41,679,624,245	103,179,624,245
Purchase	-	-	2,127,903,800	2,127,903,800
Reclassification	-	-	-	-
Liquidating, disposed	-	-	-	-
Decrease due to reclassification	-	-	-	-
<b>As at 31/12/2024</b>	<b>-</b>	<b>61,500,000,000</b>	<b>43,807,528,045</b>	<b>105,307,528,045</b>
<b>Accumulated depreciation</b>				
As at 01/01/2024	-	-	33,020,554,139	33,020,554,139
Depreciation	-	-	2,337,951,964	2,337,951,964
Reclassification	-	-	-	-
Liquidating, disposed	-	-	-	-
Decrease due to reclassification	-	-	-	-
<b>As at 31/12/2024</b>	<b>-</b>	<b>-</b>	<b>35,358,506,103</b>	<b>35,358,506,103</b>
<b>Net carrying amount</b>				
As at 01/01/2024	-	61,500,000,000	8,659,070,106	70,159,070,106
As at 31/12/2024	-	61,500,000,000	8,449,021,942	69,949,021,942

13 DEPOSITS TO SETTLEMENT ASSISTANCE FUND

	31/12/2024	01/01/2024
	VND	VND
Initial deposit	120,000,000	120,000,000
Additional deposit	11,783,064,342	11,783,064,342
Allocated interest	8,096,935,658	8,096,935,658
<b>Ending balance</b>	<b>20,000,000,000</b>	<b>20,000,000,000</b>

14 . SHORT-TERM LOANS AND DEBTS

	01/01/2024	Amount of loan during the period	Amount paid during the period	31/12/2024
	VND	VND	VND	VND
<b>Short-term loans</b>	<b>921,060,402,528</b>	<b>27,299,463,042,268</b>	<b>26,326,797,484,679</b>	<b>1,893,725,960,117</b>
- EVNFinance Joint Stock Company	-	150,000,000,000	150,000,000,000	-
Lotte Finance Vietnam Company Limited	-	350,000,000,000	350,000,000,000	-
- Vietnam-Russia Joint Venture Bank - VRB	199,500,000,000	524,500,000,000	586,000,000,000	138,000,000,000
- An Binh Commercial Joint Stock Bank- Ha Noi Branch	320,000,000,000	1,399,900,000,000	1,369,900,000,000	350,000,000,000
- Vietnam Joint Stock Commercial Bank For Industry And Trade	-	220,000,000,000	170,000,000,000	50,000,000,000
- Ocean Commercial One Member Limited Liability Bank - Trung Yen	50,000,000,000	700,000,000,000	550,000,000,000	200,000,000,000
- Bao Viet Joint Stock Commercial Bank- Thai Nguyen Branch	-	30,000,000,000	30,000,000,000	-
- Joint Stock Commercial Bank for Investment and Development of Vietnam- Ha Thanh Branch	-	147,000,000,000	49,000,000,000	98,000,000,000
- Vietnam Maritime Commercial Joint Stock Bank	100,000,000,000	559,000,000,000	599,000,000,000	60,000,000,000
Vietnam Prosperity Joint Stock Commercial Bank - Head Office	-	200,000,000,000	200,000,000,000	-
- Vietnam Commercial Joint Stock Export Import Bank- Ha Noi Branch	49,900,000,000	740,000,000,000	589,900,000,000	200,000,000,000
- Indovina Bank - Head Office	-	344,000,000,000	144,000,000,000	200,000,000,000
- Joint Stock Commercial Bank for Foreign Trade of Vietnam- Hoan Kiem	-	488,000,000,000	45,000,000,000	443,000,000,000
- Others	201,660,402,528	21,447,063,042,268	21,493,997,484,679	154,725,960,117
	<b>921,060,402,528</b>	<b>27,299,463,042,268</b>	<b>26,326,797,484,679</b>	<b>1,893,725,960,117</b>

**15 . PAYABLES FOR SECURITIES TRANSACTION ACTIVITIES**

	<u>31/12/2024</u>	<u>01/01/2024</u>
	VND	VND
Payable for collaborator commission	1,103,724,641	1,551,918,651
Payable for buy additional issued shares	685,288,000	2,566,288,000
Other payables	183,178,310	178,638,310
	<u><b>1,972,190,951</b></u>	<u><b>4,296,844,961</b></u>

**16 . TAX PAYABLES AND STATUTORY OBLIGATIONS**

	<u>31/12/2024</u>	<u>01/01/2024</u>
	VND	VND
Corporate income tax	25,824,002,481	4,817,964,182
Personal income tax	6,666,754,738	2,580,891,331
Value added tax	47,622,236	3,308,213
	<u><b>32,538,379,455</b></u>	<u><b>7,402,163,726</b></u>

**17 . ACCRUED EXPENSES**

	<u>31/12/2024</u>	<u>01/01/2024</u>
	VND	VND
Accrued expenses for advisory and transaction selling financial assets	3,455,856,546	2,823,096,635
Accrued interest expenses	6,191,439,947	1,628,592,027
Other accrued expenses	1,003,130,030	938,791,311
	<u><b>10,650,426,523</b></u>	<u><b>5,390,479,973</b></u>

**18 . DEPOSITS, COLLATERAL RECEIVED**

**a) SHORT-TERM**

	<u>31/12/2024</u>	<u>01/01/2024</u>
	VND	VND
Receive deposits for securities services	117,000,000	90,000,000
	<u><b>117,000,000</b></u>	<u><b>90,000,000</b></u>

19 . OTHER SHORT-TERM PAYABLES

a) OTHER SHORT-TERM PAYABLES	31/12/2024	01/01/2024
	VND	VND
Others	1,240,337,960	570,887,686
	<u>1,240,337,960</u>	<u>570,887,686</u>

20 . OWNER'S EQUITY

a) Details of owner's invested capital

	Rate	31/12/2024	Rate	01/01/2024
	(%)	VND	(%)	VND
Geleximco Group- Joint Stock Company	45.85%	463,795,170,000	45.85%	463,795,170,000
Mr Chu Van Man	4.00%	40,500,000,000	5.00%	50,541,800,000
Mr Nguyen Van Anh	6.69%	67,649,180,000	6.69%	67,649,180,000
Mr Vu Duc Chinh	10.73%	108,550,710,000	10.73%	108,550,710,000
Ms Vu Thi Minh Trang	7.45%	75,388,500,000	7.45%	75,388,500,000
Others	25.27%	255,616,440,000	24.28%	245,574,640,000
	<u>100%</u>	<u>1,011,500,000,000</u>	<u>100%</u>	<u>1,011,500,000,000</u>

b) Undistributed earnings

	31/12/2024	01/01/2024
	VND	VND
- Realized earnings	398,600,398,223	284,831,689,048
- Unrealized earnings	(4,282,990,164)	695,974,834
	<u>394,317,408,059</u>	<u>285,527,663,882</u>

c) Capital transactions with owners and distribution of dividends and profits

	Accumulated from the beginning of the year to 4th Quarter 2024	Accumulated from the beginning of the year to 4th Quarter 2023
	VND	VND
Owner's invested capital	1,011,500,000,000	1,011,500,000,000
- At the beginning of the period	1,011,500,000,000	1,011,500,000,000
- Increase in the the period	-	-
- Decrease in the the period	-	-
- At the ending of the period	1,011,500,000,000	1,011,500,000,000
Distributed dividends and profit	-	-
- Distributed dividends on last the period profit	-	-

d) Stock	<u>31/12/2024</u>	<u>01/01/2024</u>
Quantity of Authorized issuing stocks	101,150,000	101,150,000
Quantity of issued stocks	101,150,000	101,150,000
- <i>Common stocks</i>	<i>101,150,000</i>	<i>101,150,000</i>
Quantity of circulation stocks	101,150,000	101,150,000
- <i>Common stocks</i>	<i>101,150,000</i>	<i>101,150,000</i>
Par value per stock (VND)	10,000	10,000

**21 . FINANCIAL ASSETS LISTED/REGISTERED AT THE VSD OF THE COMPANY**

	<u>31/12/2024</u>	<u>01/01/2024</u>
	VND	VND
Unrestricted financial assets	645,539,600,000	110,214,880,000
Restricted financial assets	-	-
Mortgage financial assets	50,000,000,000	-
Blocked and temporarily held financial assets	-	-
Financial assets awaiting settlement	77,000,000	2,443,400,000
	<u><u>695,616,600,000</u></u>	<u><u>112,658,280,000</u></u>

**22 THE COMPANY'S NON-TRADED FINANCIAL ASSETS DEPOSITED AT THE VSD**

	<u>31/12/2024</u>	<u>01/01/2024</u>
	VND	VND
Unrestricted and non-traded financial assets deposited at the VSD	-	-
	<u><u>-</u></u>	<u><u>-</u></u>



23 . THE COMPANY'S FINANCIAL ASSETS WHICH ARE NOT DEPOSITED AT THE VSD	31/12/2024	01/01/2024
	VND	VND
The Company's financial assets which are not deposited at the VSD	132,414,800,000	487,914,800,000
	<u>132,414,800,000</u>	<u>487,914,800,000</u>
<b>24 . FINANCIAL ASSETS LISTED/REGISTERED AT THE VSD OF INVESTORS</b>		
	31/12/2024	01/01/2024
	VND	VND
Unrestricted financial assets	14,402,301,940,000	7,530,088,890,000
Restricted financial assets	1,363,330,680,000	543,055,010,000
Mortgage financial assets	3,492,642,080,000	528,742,080,000
Blocked financial assets	2,291,960,000	1,658,460,000
Financial assets awaiting settlement	45,134,240,000	75,382,510,000
	<u>19,305,700,900,000</u>	<u>8,678,926,950,000</u>
<b>25 . ASSETS UNDER OPERATING LEASE</b>		
	31/12/2024	01/01/2024
	VND	VND
Unrestricted and non-traded financial assets deposited at the VSD	19,073,910,000	22,955,400,000
Restricted and non-traded financial assets deposited at the VSD	63,498,450,000	291,400,000
	<u>82,572,360,000</u>	<u>23,246,800,000</u>
<b>26 . INVESTORS' DEPOSITS</b>		
	31/12/2024	01/01/2024
	VND	VND
Investors' deposits for securities trading activities managed by the Company	234,759,051,980	405,376,534,601
1 Domestic investors	233,671,113,396	404,325,522,426
2 Foreign investors	1,087,938,584	1,051,012,175
Deposits of securities issuers	6,666,150	153,568,650
2 Deposits of securities issuers	6,666,150	153,568,650
	<u>234,765,718,130</u>	<u>405,530,103,251</u>
<b>27 . PAYABLES TO INVESTORS</b>		
	31/12/2024	01/01/2024
	VND	VND
Payables to investors - Investors' deposits for securities trading activities managed by the Company	234,759,051,980	405,376,534,601
1.1 Domestic investors	233,671,113,396	404,325,522,426
1.2 Foreign investors	1,087,938,584	1,051,012,175
	<u>234,759,051,980</u>	<u>405,376,534,601</u>

**28 . PAYABLES FOR DIVIDEND, PRINCIPAL AND INTEREST FROM BONDS**

	<u>31/12/2024</u>	<u>01/01/2024</u>
	VND	VND
Payables for dividend, principal and interest from bonds to investors	6,666,150	153,568,650
	<u><b>6,666,150</b></u>	<u><b>153,568,650</b></u>

**29 . LOAN PAYABLES OF INVESTORS TO THE COMPANY**

	<u>31/12/2024</u>	<u>01/01/2024</u>
	VND	VND
1. Margin transaction payables	1,008,034,982,313	652,677,910,069
1.1 Principal of margin transaction	1,008,034,982,313	652,677,910,069
Domestic investors	1,008,034,982,313	652,677,910,069
2. Prepaid of selling securities operation payables	57,858,261,707	74,719,272,743
2.1 Principal of prepaid of selling securities operation	57,858,261,707	74,719,272,743
Domestic investors	<u>57,858,261,707</u>	<u>74,719,272,743</u>
	<u><b>1,065,893,244,020</b></u>	<u><b>727,397,182,812</b></u>

30 . OPERATING INCOME

a) Profit, loss of financial assets

Quantity	Total amount VND	Cost of goods sold VND	Gain, loss from trading shares of current year		Gain, loss from trading shares of the previous year	
			Gain VND	Loss VND	Gain VND	Loss VND
1. Listed Shares	-	-	-	-	-	3,590,000
2. Unlisted Shares	-	-	-	-	-	-
3. Bonds	15,867,519	2,708,919,476,474	24,783,149,020	2,434,468,988	3,654,830,909	5,620,682,602
4. Valuable Papers	-	-	-	-	212,354,175	-
	<b>15,867,519</b>	<b>2,708,919,476,474</b>	<b>24,783,149,020</b>	<b>2,434,468,988</b>	<b>3,867,185,084</b>	<b>5,624,272,602</b>

<b>b) Dividend, interest income from financial assets at FVTPL, loans, HTM, AFS</b>		
	<u>4th Quarter of 2024</u>	<u>4th Quarter of 2023</u>
	VND	VND
- Financial assets at fair value through profit and loss (FVTPL)	11,377,256,627	8,436,502,341
- Held-to-maturity investments (HTM)	17,847,294,639	14,693,791,161
- Loans	33,952,030,235	22,100,392,602
	<u>63,176,581,501</u>	<u>45,230,686,104</u>
<b>c) Revenue outside of financial assets income</b>		
	<u>4th Quarter of 2024</u>	<u>4th Quarter of 2023</u>
	VND	VND
<b>Other revenue</b>	<b>105,495,803</b>	<b>121,527,274</b>
<i>Of which:</i>		
- Property rental revenue	24,545,456	24,545,456
- Other revenue	80,950,347	96,981,818
	<u>105,495,803</u>	<u>121,527,274</u>
Net revenue from other operating activities		
<b>31 . EXPENSES FOR OTHER SERVICES</b>		
	<u>4th Quarter of 2024</u>	<u>4th Quarter of 2023</u>
	VND	VND
<b>Operating expenses for providing other services</b>	<b>263,183,059</b>	<b>2,193,221</b>
<i>Of which:</i>	-	-
- Cost of paying principal, interest and dividends on bonds on behalf of the Issuing Organization	3,183,059	2,113,221
- Other service costs	-	80,000
- Provision for doubtful debts and handling of doubtful debts losses related to providing securities services	260,000,000	-
	<u>263,183,059</u>	<u>2,193,221</u>
<b>32 . GENERAL ADMINISTRATIVE EXPENSES</b>		
	<u>4th Quarter of 2024</u>	<u>4th Quarter of 2023</u>
	VND	VND
Labour expenses	14,918,010,564	18,203,595,031
Supplies	306,682,694	259,007,328
Tools	130,927,144	199,559,882
Depreciation and amortisation	1,358,212,791	1,204,010,792
Tax, fees and charge	500,000	7,808,735
Other expenses	5,452,747,938	4,587,395,919
	<u>22,167,081,131</u>	<u>24,461,377,687</u>
<b>33 . OTHER INCOME</b>		
	<u>4th Quarter of 2024</u>	<u>4th Quarter of 2023</u>
	VND	VND
Liquidating, disposed	2,872,727	2,727,273
Others	1,563,090	876,106
	<u>4,435,817</u>	<u>3,603,379</u>

**AN BINH SECURITIES JOINT STOCK COMPANY**

16th Floor, Geleximco Building, No. 36 Hoang Cau Street,  
O Cho Dua Ward, Dong Da District, Hanoi City

**Financial statements**

For the fiscal year ended as at 31/12/2024

**34 . SEGMENT REPORTING**

**Under business fields**

	Brokerage services, securities custodian services		Proprietary trading activities		Others		Grant total	
	VND	VND	VND	VND	VND	VND	VND	VND
Net revenue from operating activities	86,416,892,836	160,500,012,450	132,539,071,645	379,455,976,931				
Segment expenses	49,100,810,893	42,793,848,431	17,253,476,604	109,148,135,928				
Unallocated revenue	-	-	-	2,270,859,522				
Unallocated expenses	-	-	-	130,658,810,134				
<b>Net profit from operating activities</b>	<b>37,316,081,943</b>	<b>117,706,164,019</b>	<b>115,285,595,041</b>	<b>141,919,890,391</b>				
Segment assets	5,846,349,707	2,089,329,955,795	1,046,869,644,199	3,142,045,949,701				
Unallocated assets	-	-	-	247,996,963,546				
<b>Total assets</b>	<b>5,846,349,707</b>	<b>2,089,329,955,795</b>	<b>1,046,869,644,199</b>	<b>3,390,042,913,247</b>				
Segment liabilities	1,972,190,951	-	1,893,725,960,117	1,895,698,151,068				
Unallocated liabilities	-	-	-	51,450,206,104				
<b>Total liabilities</b>	<b>1,972,190,951</b>	<b>-</b>	<b>1,893,725,960,117</b>	<b>1,947,148,357,172</b>				

**Under geographical areas**

35 . OTHER EXPENSES

	<u>4th Quarter of 2024</u>	<u>4th Quarter of 2023</u>
	VND	VND
Remaining value of fixed assets and costs of liquidating, disposed	-	-
Fines	150,291	(197,741,166)
Other expenses	119,403,600	53,928,464
	<u><b>119,553,891</b></u>	<u><b>(143,812,702)</b></u>

36 . CURRENT CORPORATE INCOME TAX EXPENSES

	<u>4th Quarter of 2024</u>	<u>4th Quarter of 2023</u>
	VND	VND
Current corporate income tax expense	9,226,123,503	5,015,705,348
	<u><b>9,226,123,503</b></u>	<u><b>5,015,705,348</b></u>
	<u><b>9,226,123,503</b></u>	<u><b>5,015,705,348</b></u>
Deferred income tax expenses charged to statement of comprehensive income	VND	VND
Deductible temporary difference	(346,816,787)	331,694,097
	<u><b>(346,816,787)</b></u>	<u><b>331,694,097</b></u>


37 . BASIC EARNINGS PER SHARE

Earning per share distributed to common shareholders of the company is calculated as follows :

	<u>4th Quarter of 2024</u>	<u>4th Quarter of 2023</u>
	VND	VND
Profit after tax	26,844,180,920	15,238,298,815
Profit distributed for common stocks	26,844,180,920	15,238,298,815
Average circulated common stocks in the year	101,150,000	101,150,000
Amount deducted from bonus and welfare fund (VND)	-	-
<b>Basic earnings per share</b>	<u><b>265</b></u>	<u><b>151</b></u>

38 . COMPARATIVE FIGURES

There are no matter or circumstance arising after the end of the accounting period that require adjustment or presentation in the Quarter IV/2024 Financial Statements.

  
 \_\_\_\_\_  
 Tran Thi Thu Phuong  
 Preparer

  
 \_\_\_\_\_  
 Le Thi Thu Hien  
 Chief Accountant

  
 \_\_\_\_\_  
 Nhâm Ha Hai  
 General Director

Hà Nội, 20th January 2025