

**VNECO1 ELECTRICITY CONSTRUCTION JOINT STOCK
COMPANY**

**FINANCIAL STATEMENTS FOURTH QUARTER OF
2024**

For the operational period from 01/10/2024 to 31/12/2024

VNECO1 ELECTRICITY CONSTRUCTION JOINT STOCK COMPANY

Address: No. 489 Nguyen Luong Bang, Lien Chieu District, Da Nang

TABLE OF CONTENTS

CONTENTS	PAGE
BALANCE SHEET	01 - 02
INCOME STATEMENT	03
CASH FLOW STATEMENT	04
NOTES TO THE FINANCIAL STATEMENTS	05 - 19

BALANCE SHEET

As at 31/12/2024

ASSETS	Codes	Notes	31/12/2024	Unit: VND 01/01/2024
A CURRENT ASSETS	100		28,054,714,765	25,993,276,861
I Cash and cash equivalents	110	V.1.	10,802,256,944	5,467,807,262
1 Cash	111		8,110,282,429	2,775,832,747
2 Cash equivalents	112		2,691,974,515	2,691,974,515
II Short-term financial investments	120	V.2.	10,374,312,070	12,459,670,100
1 Held for trading securities	121		20,689,255,014	20,689,255,014
2 Provision for devaluation of held for trading securities	122		(10,702,594,484)	(11,229,584,914)
3 Other short-term investments	123		387,651,540	3,000,000,000
III Short-term receivables	130		4,580,245,253	6,242,407,086
1 Short-term trade account receivables	131	V.3.	7,105,683,045	7,388,182,005
2 Advances to suppliers	132	V.4.	386,612,482	206,013,502
3 Short-term loan receivables	133	V.5.		
4 Other short-term receivables	134	V.6.	1,392,210,110	2,692,897,610
5 Provision for short-term doubtful debts (*)	135		(4,304,260,384)	(4,044,686,031)
IV Inventories	140		2,272,730,253	1,771,253,664
1 Inventories	141	V.8.	2,272,730,253	1,771,253,664
V Other current assets	150		25,170,245	52,138,749
2 VAT deductibles	152		25,170,245	52,138,749
3 Taxes and other amounts receivable from the State	153		-	-
Other amounts receivable from the State	0		-	-
B NON-CURRENT ASSETS	200		1,223,000,075	2,118,102,720
II Fixed assets	220		1,177,692,034	2,049,088,362
1 Tangible fixed assets	221	V.9.	502,692,034	699,088,362
- Historical cost	222		5,876,455,164	5,876,455,164
- Accumulated depreciation (*)	223		(5,373,763,130)	(5,177,366,802)
2 Intangible fixed assets	227	V.10.	675,000,000	1,350,000,000
- Historical cost	228		705,000,000	1,380,000,000
- Accumulated amortization (*)	229		(30,000,000)	(30,000,000)
III Investment Property	230		-	-
IV Long-term Work-in-Progress	240		-	-
V Long-term Financial Investments	250		-	-
VI Other non-current assets	260		45,308,041	69,014,358
1 Long-term prepayments	261	V.11.	45,308,041	69,014,358
TOTAL ASSETS (270=100+200)	270		29,277,714,840	28,111,379,581

(Notes from page 05 to page 19 are an integral part of these Financial Statements)

BALANCE SHEET

As at 31/12/2024

(continued)

Unit: VND

RESOURCES	Codes	Notes	31/12/2024	01/01/2024
C LIABILITIES	300		2,654,310,799	1,663,542,437
I Current liabilities	310		2,654,310,799	1,663,542,437
1 Trade account payables	311	V.12.	478,253,323	433,055,323
2 Advances from customers	312		122,052,800	22,052,800
3 Taxes and payables to the State Treasury	313	V.13.	842,760,016	65,194,628
4 Payables to employees	314		68,271,004	75,688,237
5 Short-term accrued expenses	315	V.14.	869,256,584	1,038,246,114
6 Bonus and welfare funds	318			
7 Other short-term payables	319	V.15.	273,717,072	29,305,335
II Non-current liabilities	330		-	-
D OWNERS' EQUITY	400		26,623,404,041	26,447,837,144
I Owners' equity	410	V.16.	26,623,404,041	26,447,837,144
1 Owners' contributed capital	411		60,000,000,000	60,000,000,000
- Ordinary shares with voting rights	411a		60,000,000,000	60,000,000,000
2 Capital surplus	412		111,973,829	111,973,829
3 Treasury stocks (*)	415		(436,450,000)	(436,450,000)
4 Retained earnings	421		(33,052,119,788)	(33,227,686,685)
- Retained earnings accumulated to the prior year end	421a		(33,227,686,685)	(29,562,594,648)
- Retained earnings of the current year	421b		175,566,897	(3,665,092,037)
II Other funds	430		-	-
TOTAL RESOURCES (440=300+400)	440		29,277,714,840	28,111,379,581

VNECO1 ELECTRICITY CONSTRUCTION JOINT STOCK COMPANY

Prepared by

Chief Accountant

Director





Do Thi Hoang Ha

Do Thi Hoang Ha

Do Nhu Hiep

(Notes from page 05 to page 19 are an integral part of these Financial Statements)

INCOME STATEMENT

For the operational period from 01/10/2024 to 31/12/2024

Items	Cod es	Notes	Unit: VND			
			From 01/10/2024 to 31/12/2024	From 01/10/2023 to 31/12/2023	Accumulated from 01/01/2024 to 31/12/2024	Accumulated from 01/01/2023 to 31/12/2023
1 Revenue from sales of merchandise and services	01	VL1.	3,606,818,182	216,359,551	4,406,991,619	5,953,961,849
2 Deductions	02	VL.	-	-	-	-
3 Net revenue from sales of merchandise and services (10=01-02)	10		3,606,818,182	216,359,551	4,406,991,619	5,953,961,849
4 Cost of goods sold	11	VL2.	675,000,000	183,905,618	1,614,087,602	5,322,376,343
5 Gross profit from sales of merchandise and services (20=10-11)	20		2,931,818,182	32,453,933	2,792,904,017	631,585,506
6 Financial income	21	VL3.	28,250,655	72,531,557	151,330,961	377,069,052
7 Finance cost	22	VL4.	(131,747,720)	(1,554,636,350)	(526,990,430)	553,357,230
<i>In which: interest expense</i>	23		-	-	-	-
8 Selling expenses	25		-	-	-	-
9 General and administration expenses	26	VL6.	(62,241,437)	1,598,905,328	2,452,070,147	4,019,886,377
10 Net profit from operations {30=20+(21-22)-(24+25)}	30		3,154,057,994	60,716,512	1,019,155,261	(3,564,589,049)
11 Other income	31		-	-	-	8,256
12 Other expenses	32	VL5.	64,818,336	12,438,717	203,148,364	100,511,244
13 Other profit (40= 31-32)	40		(64,818,336)	(12,438,717)	(203,148,364)	(100,502,988)
14 Total accounting profit before tax (50=30+40)	50		3,089,239,658	48,277,795	816,006,897	(3,665,092,037)
15 Current corporate income tax expense	51	VL8.	640,440,000	-	640,440,000	-
16 Deferred corporate income tax expense	52		-	-	-	-
17 Profit after corporate income tax (60=50-51-52)	60		2,448,799,658	48,277,795	175,566,897	(3,665,092,037)
18 Basic earning per share	70	VL9.	412.86	8.14	412.86	8.14

VNECO1 ELECTRICITY CONSTRUCTION JOINT STOCK COMPANY

Prepared by

Do Thi Hoang Ha

Chief Accountant

Do Thi Hoang Ha

Director



Do Nhu Hiep

CASH FLOW STATEMENT

(Under direct method)

For the operational period from 01/01/2024 to 31/12/2024

Unit: VND

Items	Cod es	Notes	From 01/01/2024 to 31/12/2024	From 01/01/2023 to 31/12/2023
I. Cash flow from operating activities				
1. Receipts from sales and services and other income	01		5,170,009,810	5,747,364,521
2. Payment to suppliers of goods and services	02		(1,202,483,677)	(4,332,149,097)
3. Cash paid to employees	03		(792,389,000)	(1,517,761,777)
4. Other cash inflows from operating activities	04		2,920,082,984	1,577,335,889
5. Corporate income tax payment	06		(13,765,764)	(18,265,314)
6. Other cash outflows from operating activities	07		(3,499,116,347)	(3,906,936,562)
Net cash flow from operating activities	20		2,582,338,006	(2,450,412,340)
II. Cash flow from investment activities				
1. Cash spent on purchasing and constructing fixed assets and other long-term assets	21			
2. Cash payments to provide loans, to acquire debt instruments of other units	23		(6,325,000,000)	(2,000,000,000)
3. Proceeds from loans and resale of debt instruments of other entities	24		9,077,111,676	7,963,750,683
4. Cash inflows from lending interest, dividends and	27			
Net cash flow from investment activities	30		2,752,111,676	5,963,750,683
III Cash flow from financial activities				
1. Loan principal repayment	34		-	-
Net cash flow from financial activities	40		-	-
Net cash flow in the period (50 = 20+30+40)	50		5,334,449,682	3,513,338,343
Opening cash and cash equivalents	60		5,467,807,262	1,954,468,919
Effects of changes in foreign exchange rates	61		-	-
Closing cash and cash equivalents	70	V.1	10,802,256,944	5,467,807,262

VNECO1 ELECTRICITY CONSTRUCTION JOINT STOCK COMPANY


Prepared by

Chief Accountant

Director



Do Thi Hoang Ha



Do Thi Hoang Ha



Do Nhu Hiep

(Notes from page 05 to page 19 are an integral part of these Financial Statements)

FINANCIAL STATEMENT NOTES (continued)

(These notes are an integral part and should be read in conjunction with the accompanying Q4 financial report)

I. Characteristics of business operations**1. Form of capital ownership**

VNECO1 Electrical Construction Joint Stock Company (hereinafter referred to as the "Company"), formerly known as Electrical Construction Company 3.1, established under Decision No. 158/2004/QĐ-BCN dated December 6, 2004, by the Minister of Industry regarding the conversion of the Electric Construction Company 3.1 into Electric Construction Joint Stock Company 3.1. On March 20, 2006, the company was renamed VNECO1 Electrical Construction Joint Stock Company according to Decision No. 54 QĐ/XLĐ3.1 - The Board of Directors of the 3rd Electrical Construction Joint Stock Company.1. The company was granted business registration certificate number 0400447064 for the first time by the Department of Planning and Investment of Da Nang City on December 31, 2004. The company has made 07 changes to its business registration certificate.

According to Business Registration Certificate No. 0400447064, the 7th amendment issued by the Department of Planning and Investment of Da Nang City on June 17, 2020, regarding the change of the legal representative of the Company, the Company's charter capital is 60,000,000,000 VND (in words: Sixty billion VND).

2. Business sector

The company operates in the field of electrical construction.

3. Business profession

- Constructing electrical grid system projects, substations with voltages up to 500 kV, and power source construction projects;
- Manufacturing accessories; Manufacturing concrete products;
- Mining and trading sand, stone, gravel, and other types of construction materials;
- Import-export business: Materials, electrical equipment, construction materials, transportation equipment, construction machinery, freight transportation;
- Manufacturing steel structures, mechanical products, and galvanizing
- Oil business; Investing in independent power plants and electricity production and business;
- Cultural, artistic, sports, and physical training services; Cultural, artistic, sports, and physical training services;
- Renting conference and seminar venues; Catering services; Buying and selling agents, consignment goods;
- Transporting tourists; Travel agency business;
- Consulting on investment in various forms of cultural, sports, and entertainment businesses;
- Massage and physical therapy services./.

The company's headquarters are located at: 489 Nguyễn Lương Bằng, Liên Chiểu District - Da Nang City. Company headquarters at: 489 Nguyen Luong Bang, Lien Chieu District - Da Nang City.

4. Normal production and business cycle

The normal production and business cycle of the Company is carried out within a period not exceeding 12 months.

II. Accounting period, currency unit used in accounting**1. Accounting period**

FINANCIAL STATEMENT NOTES (continued)

(These notes are an integral part and should be read in conjunction with the accompanying Q4 financial report)

The Company's fiscal year follows the calendar year, starting from January 1 and ending on December 31 each year.

2. Currency unit used in accounting

The currency used in accounting is the Vietnamese Dong ("VND"), recorded on a historical cost basis, in accordance with Accounting Standards, the Vietnamese Enterprise Accounting Regime, and legal regulations related to the preparation and presentation of Financial Statements.

III. Applicable Accounting Standards and Regime**1. Applicable Accounting Standards and Regime**

The company applies the Vietnamese Accounting Standards, the enterprise accounting regime issued under Circular No. 200/2014/Circular No. 200/2014/TT-BTC dated December 22, 2014, of the Ministry of Finance guiding the Enterprise Accounting Regime and Circular No. 53/2016/Circular No. 53/2016/TT-BTC dated March 21, 2016, of the Ministry of Finance amending and supplementing certain provisions of Circular No. 200/2014/TT-BTC.TT-BTC.

2. Statement on compliance with Accounting Standards and Accounting Regime

The accounting and financial reporting of the Company are carried out in compliance with the requirements of the current Vietnamese Accounting Standards and the Vietnamese Enterprise Accounting Regime, as well as relevant legal regulations. The financial statements are presented fairly and reasonably regarding the company's financial position, business results, and cash flows.

The data presented in the financial statement notes are prepared in accordance with the materiality principle as stipulated in Vietnamese Accounting Standard No. 21 "Presentation of Financial Statements."

IV. Accounting policies applied**1. The principle of converting financial statements prepared in foreign currency to Vietnamese Dong**

The application of the exchange rate when converting financial statements is in accordance with the guidelines of the corporate accounting regime and Vietnamese accounting standards.

2. Types of exchange rates applied in accounting:

The bank selects the exchange rate to apply in accounting: The interbank exchange rate applied for the reporting period.

3. The principle of determining the effective interest rate (effective interest rate) used to discount cash flows.

Based on the actual interest rate of the bank applied to borrowing enterprises.

4. Principle of recognizing cash and cash equivalents

The amounts of money recorded in the financial statements include: cash, demand deposits at banks, money in transit that has been fully accounted for, term deposits, and non-term deposits.

Principles for determining cash equivalents: The cash equivalents reflected in the financial statements are short-term securities investments. The company holds securities with a maturity period of less than or equal to 3 months from the date of investment.

5. Accounting principles for financial investments

FINANCIAL STATEMENT NOTES (continued)

(These notes are an integral part and should be read in conjunction with the accompanying Q4 financial report)

- a. For trading securities: The recognition point is when the cash flow has been credited to the Company's account. The book value is determined as the original price, and the basis for setting up a provision for impairment is the value announced by the stock exchange at the reporting time.
- b. For investments held until maturity: The book value is determined as the original cost; For investments held until maturity: The book value is determined as the original cost;
- c. For loans: The book value is determined at the original cost; For loans: The book value is determined as the principal;
- d. For investments in subsidiaries, joint ventures, and associates;
- d. Regarding investments in equity instruments of other entities;
- e. Accounting methods for transactions related to financial investments.

6. Accounts receivable accounting principle

Accounts receivable are classified in detail according to each customer and different entities. Classified by original term, remaining term at the reporting date, by entity, and by each currency. Do not recognize excess recoverable amounts.

7. Principle of inventory recognition

Principle of inventory valuation: Reflect and record according to the historical cost principle."

Method for determining ending inventory: Weighted average.

Inventory accounting method: Periodic inventory system.

Method of establishing inventory write-down provisions: Based on the difference greater than the original price of the inventory determined in accordance with the regulations of the accounting standard "inventory."

8. Accounting principles and depreciation of fixed assets, leased fixed assets, investment properties.

a. Accounting principles Tangible fixed assets, intangible fixed assets:

Fixed assets are reflected at historical cost and accumulated depreciation.

Principle of fixed asset accounting: The Company's fixed assets are recorded based on the historical cost principle (Original cost).

Depreciation method for fixed assets:

Using the straight-line method for most of the Company's assets, and the output method for some specific assets of construction machinery in the industry. The depreciation rates applied are in accordance with the management, use, and depreciation regime for fixed assets as stipulated in Decision No. 203 dated October 20, 2009, by the Ministry of Finance.

b. Accounting principles for leased fixed assets:

c. Accounting principles for investment property:

The value of investment property is determined at cost."Investment property value is determined at cost."

9. Accounting principles for business cooperation contracts(BCC)

a. For the capital contributor:

b. For the receiving party (the party performing the management and incurring general expenses): The principle of recording the capital contribution of the parties according to the cost principle.

10. Prepaid expense accounting principle

Prepaid expenses are tracked in detail by each period, allocated according to the salary ratio for the period.

11. Principle of accounting for payables

Liabilities are classified in detail according to the maturity of the principal debt, the remaining term at the reporting date, and are not recorded lower than the payment obligation.

FINANCIAL STATEMENT NOTES (continued)*(These notes are an integral part and should be read in conjunction with the accompanying Q4 financial report)***12. Principle of recognizing loans and financial lease payables**

Loans and finance leases are monitored by each entity, term, currency, and the value of loans and finance leases is recorded at cost.

13. Principle of recognizing and capitalizing borrowing costs:

Borrowing costs are recognized as production and business expenses in the period incurred, unless capitalized according to the provisions of the accounting standard "borrowing costs."

14. Principle of recognizing accrued expenses:

Principle of recognizing accrued expenses: Recognize the expenses for business operations in the period, but they have not actually incurred yet.

15. Principles and methods for recognizing provisions payable

The principle of recognizing provisions must satisfy the conditions specified in the accounting standard "provisions, contingent assets, and contingent liabilities."

16. Principle of recognizing unearned revenue

Unrealized revenue is recognized when there is confirmation from the investor and relevant parties that the work has been completed but not yet accepted.

17. Principle of recognizing owner's equity

"The principle of recognizing the owner's investment capital, share premium, and other owner's capital is recorded according to the actual contributed amount."

Principle of recognizing revaluation surplus.

Principle of recognizing exchange rate differences.

Principle of recognizing undistributed profits.

18. Principles and methods for recognizing revenue and other income

"Construction contract revenue is recognized based on the value of the completed work volume, as per the work completion acceptance report, the price list determined between the investor and the Company, and the financial invoice issued and accepted for payment by the customer in accordance with the guidelines of the accounting standard 'Revenue and Other Income' and the accounting standard "Construction Contracts" Sales revenue, service revenue, financial activity revenue, and other income are determined in accordance with accounting standard number 14.

19. Accounting principles for revenue deductions

Revenue deductions include sales discounts, sales returns, and sales allowances, which are in accordance with the accounting standard "events occurring after the end of the fiscal year" to adjust revenue.

20. Cost of goods sold accounting principle

The principle of cost of goods sold accounting ensures the matching principle with revenue and adheres to the prudence principle.

21. Principles and methods for recognizing financial costs

Interest expenses are fully recognized, including any accrued portion.

22. Selling expenses and administrative expenses

Selling expenses and administrative expenses are recorded fully and reasonably.

FINANCIAL STATEMENT NOTES (continued)*(These notes are an integral part and should be read in conjunction with the accompanying Q4 financial report)***23. Principles and methods for recognizing current corporate income tax expenses and deferred corporate income tax expenses**

"Current corporate income tax expense: Determined based on taxable income and the current corporate income tax rate."

Deferred corporate income tax expense: Determined based on the data of temporary deductible differences, taxable temporary differences, and the corporate income tax rate. The determination of the company's corporate income tax is based on the current tax regulations. However, the final determination of corporate income tax depends on the audit results of the competent tax authority.

24. Other accounting principles and methods

Value-added tax: The company registers to pay value-added tax using the deduction method. The value-added tax rate on revenue from construction contracts is applied at 10%.

Other taxes and fees are implemented according to the current regulations on taxes and fees of the state.

V. Additional information for items presented in the Balance Sheet**1. Cash and cash equivalents**

	31/12/2024	01/01/2024
	VND	VND
Cash	8,110,282,429	2,775,832,747
Cash	5,125,231,418	51,610,282
Bank deposits	2,985,051,011	2,724,222,465
Cash equivalents	2,691,974,515	2,691,974,515
Joint Stock Commercial Bank - Hai Van Branch	2,691,974,515	6,751,185,022
Total	10,802,256,944	5,467,807,262

FINANCIAL STATEMENT NOTES (continued)*(These notes are an integral part and should be read in conjunction with the accompanying Q4 financial report)***2. Financial investments**

	31/12/2024			01/01/2024		
		VND			VND	
	Original price	Fair value	Preventive	Original price	Fair value	Preventive
*) Trading securities						
VIETNAM ELECTRICITY CONSTRUCTION JOINT STOCK CORPORATION	75,015	12,810	62,205	75,015	28,590	(46,425)
DANANG AIRPORTS SERVICES JOINT STOCK COMPANY	20,689,180,000	9,854,900,000	(10,834,280,000)	20,689,180,000	9,486,000,000	(11,203,180,000)
Total	20,689,255,015	9,854,912,810	(10,834,217,795)	20,689,255,015	9,486,028,590	(11,203,226,425)

FINANCIAL STATEMENT NOTES (continued)*(These notes are an integral part and should be read in conjunction with the accompanying Q4 financial report)***3. Accounts receivable**

	31/12/2024		01/01/2024	
	VND		VND	
	Value	Reserve	Value	Reserve
Short term				
Cong ty TNHH Yen Lac	373,545,357	(373,545,357)	373,545,357	(373,545,357)
Cong ty CP Xay dung dien V	450,851,849	(450,851,849)	450,851,849	(450,851,849)
Cong ty CP Xay lap dien 3.10	281,504,678	(253,628,688)	281,504,678	(253,628,688)
Cong Ty TNHH Đầu tư Xay	109,758,873	(76,831,211)	109,758,873	(32,927,662)
Cong ty TNHH MTV Hoang	342,359,343	(239,651,540)	342,359,343	(102,707,803)
Cong ty cp xay lap dien 4 -M	141,172,178	(70,586,089)	141,172,178	-
Cong ty CP Đầu tư xay lap đi	764,710,100	(764,710,100)	764,710,100	(764,710,100)
Cong ty CP Lap May INCO	284,131,665	-	847,612,665	(254,283,800)
Cong ty CP Đầu tư va Xay D	198,485,385	-	398,485,385	-
Tong CTY CP Xay dung diei	2,009,557,602	(1,603,104,529)	2,009,557,602	(765,801,627)
Cong ty CP Đầu tư xay lap đian Hai Phong	449,211,218	-	1,319,637,975	-
Nguyen Quoc Hung	1,400,000,000	-	-	-
other objects	300,394,797	(151,450,000)	155,586,000	
Total	7,105,683,045	(3,984,359,363)	7,194,782,005	(2,998,456,886)

4. Pay in advance to the seller

	31/12/2024	01/01/2024
	VND	VND
Short term		
Cong ty TNHH MTV Dien Luc Da Nang	12,501,960	11,321,900
Cong ty TNHH Minh Yen	119,821,543	119,821,543
Co Khi Minh Thanh	53,881,059	53,881,059
Cong ty TNHH 268 PY	180,000,000	-
other objects	20,407,920	20,989,000
Total	386,612,482	206,013,502

5. Receivables for loans

	31/12/2024		01/01/2024	
	VND		VND	
	Value	Reserve	Value	Reserve
b) Long-term	-	-	600,000,000	(600,000,000)
Nguyen Thanh Tu	-	-	600,000,000	(600,000,000)
Total	-	-	600,000,000	(600,000,000)

6. Other receivables

	31/12/2024	01/01/2024
	VND	VND

FINANCIAL STATEMENT NOTES (continued)

(These notes are an integral part and should be read in conjunction with the accompanying Q4 financial report)

	Value	Reserve	Value	Reserve
Short term				
<i>Advance on capital</i>	393,065,277	(262,052,847)	579,419,901	-
Vo Ngoc Hai	66,582,249	-	-	-
Nguyen Van Vinh	7,182,016	(35,385,563)	117,951,876	-
Doan Thanh Minh	226,667,284	(226,667,284)	226,667,284	(226,667,284)
Do Thi Hoang Ha	81,131,140	-	220,434,865	-
Bui Dinh Hai	2,659,588	-	3,010,402	-
other objects	8,843,000	-	11,355,474	-
<i>Other receivables</i>	222,110,134	(34,564,799)	236,527,365	(34,564,799)
Accrued interest	4,897,113	-	19,314,344	-
other objects	217,213,021	(34,564,799)	217,213,021	(34,564,799)
Total	615,175,411	(296,617,646)	815,947,266	(34,564,799)

7. Bad debt

	31/12/2024		01/01/2024	
	VND		VND	
	Original price	Recoverable value	Original price	Recoverable value
Total value of overdue receivables for which provisions have been made				
Accounts receivable	4,326,150,563	1,171,163,173	2,022,061,984	764,710,100
Cong ty CP XD va TM	45,950,000	-	45,950,000	-
Cong ty TNHH MTV Xây	105,500,000	-	105,500,000	-
CTy CP XDĐ VNECO6	450,851,849	-	450,851,849	-
Cong ty TNHH Yen Lac	373,545,357	-	373,545,357	-
Cong ty CP Đầu tư xây lập đi	764,710,100	764,710,100	764,710,100	764,710,100
Cong ty CP Xây lập điện 3.11	281,504,678	-	281,504,678	-
Cong ty TNHH Thai Binh	-	-	4,136,000	-
Cong ty TNHH MTV Hoang	239,651,540	-	-	-
Tong CTY CP Xây dựng đi	2,009,557,602	406,453,073	-	-
Cong Ty TNHH Đầu tư Xây	54,879,437	-	-	-
other objects	726,724,148	-	-	-
<i>Other receivables</i>	<i>34,564,799</i>	-	<i>634,564,799</i>	-
Nguyen Thanh Tu	-	-	600,000,000	-
<i>other objects</i>	<i>34,564,799</i>	-	<i>34,564,799</i>	-
Total	4,360,715,362	1,171,163,173	2,656,626,783	764,710,100

8. Inventory

	31/12/2024		01/01/2024	
	VND		VND	
	Value	Reserve	Value	Reserve
Raw materials, supplies	-	-	18,579,048	-
Tools, equipment	11,253,294	-	11,253,294	-
Work-in-progress costs	2,261,476,959	-	1,741,421,322	-
Total	2,272,730,253	-	1,771,253,664	-

FINANCIAL STATEMENT NOTES (continued)*(These notes are an integral part and should be read in conjunction with the accompanying Q4 financial report)***9. Increase, decrease tangible fixed assets**

Target	"Houses, architecture"	"Machinery, equipment"	"Means of transport"	"Equipment, management tools"	Unit: VND
					Total
Historical cost					
Balance as of 01/01/2024	2,334,670,380	934,156,587	2,557,628,197	50,000,000	5,876,455,164
Increase in period					-
Liquidation during the period					-
Balance as of 12/31/2024	2,334,670,380	934,156,587	2,557,628,197	50,000,000	5,876,455,164
Accumulated depreciation					
Balance as of 01/01/2024	2,033,623,196	774,526,795	2,319,481,135	50,000,000	4,971,894,937
Depreciation during the period	16,724,844	28,509,375	102,063,027	-	147,297,248
Balance as of 12/31/2024	2,050,348,040	803,036,170	2,421,544,162	50,000,000	5,324,664,048
Residual value					
Balance as of 01/01/2024	301,047,184	159,629,792	238,147,062	-	699,088,364
Balance as of 12/31/2024	284,322,340	131,120,417	136,084,035	-	551,791,116

- Original price of fixed assets at the end of the period fully depreciated but still in use: VND 3,717,168,891 (As of December 31, 2024: VND 2,159,286,185)

FINANCIAL STATEMENT NOTES (continued)

(These notes are an integral part and should be read in conjunction with the accompanying Q4 financial report)

10. Tăng, giảm Tài sản cố định vô hình

Item	Unit: VND		
	Land use rights value	Computer software	Total
Historical cost			
Balance as of 01/01/2024	1,350,000,000	30,000,000	1,380,000,000
Purchases during the year	-	-	-
Internally generated	-	-	-
Increase due to business	-	-	-
Other increases	-	-	-
Liquidation sale	675,000,000	-	675,000,000
Other discounts	-	-	-
Balance as of 12/31/2024	675,000,000	30,000,000	705,000,000
Accumulated depreciation			
Balance as of 01/01/2024	-	-	-
Depreciation during the year	-	-	-
Balance as of 12/31/2024	-	-	-
Residual value			
As of 01/01/2024	1,350,000,000	30,000,000	1,380,000,000
Balance as of 12/31/2024	675,000,000	30,000,000	705,000,000

- Original price of fixed assets at the end of the year fully depreciated but still in use: 30,000,000 VND

11. Prepaid expenses

	31/12/2024	01/01/2024
	VND	VND
Long term		
Tools and equipment issued for use awaiting allocation	8,708,944	46,082,426
Fixed asset repair costs	34,821,263	21,766,932
Cost of purchasing insurance	1,777,834	1,165,000
Total	45,308,041	69,014,358

12. Payable to seller

	31/12/2024		01/01/2024	
	VND		VND	
	Value	Able to repay	Value	Able to repay
Short term				
Công ty TNHH Xây dựng Quảng Uyên	216,006,297	216,006,297	216,006,297	216,006,297

FINANCIAL STATEMENT NOTES (continued)*(These notes are an integral part and should be read in conjunction with the accompanying Q4 financial report)*

Công ty TNHH Xây dựng và TM Trung Bộ	214,849,026	214,849,026	214,849,026	214,849,026
<i>other objects</i>	47,398,000	47,398,000	2,200,000	2,200,000
Total	478,253,323	478,253,323	433,055,323	433,055,323

13. Taxes and other payments to the state

Item	01/01/2024	Amount payable	Actual amount paid	Unit: VND 31/12/2024
Must Pay				
Output VAT	45,586,223	359,998,375	138,387,380	(176,024,772)
Real estate tax, land rent	-	1,189,500	1,189,500	-
Personal income tax	338,113	1,851,385	2,638,272	1,125,000
Thuế TNDN hiện hành		640,440,000		(640,440,000)
Other taxes	-	3,000,000	3,000,000	-
Total	45,924,336	1,006,479,260	145,215,152	(815,339,772)

14. Cost to Pay

	31/12/2024 VND	01/01/2024 VND
Short term		
Advance provision for costs of completed projects	222,000,000	600,773,881
Board of Directors and Supervisory Board Remuneration	201,000,000	165,000,000
Advance provision for audit costs in 2024	73,000,000	65,000,000
Pre-deduct land rental costs	406,453,073	207,472,233
Total	902,453,073	1,038,246,114

15. Other payables

	31/12/2024 VND	01/01/2024 VND
Short-term		
Union Fund	14,822,666	29,305,335
Social Insurance	23,798,139	-
Credit balance of account 141	-	-
Total	38,620,805	29,305,335

FINANCIAL STATEMENT NOTES (continued)

(These notes are an integral part and should be read in conjunction with the accompanying Q4 financial report)

16. OWNERS' EQUITY

1. Equity Fluctuation Reconciliation Table

Unit: VND

Khoản mục	Owners' contributed capital	Capital surplus	Treasury stocks	Undistributed profit after tax	Total
Balance as of 01/01/2024	60,000,000,000	111,973,829	(436,450,000)	(29,562,594,648)	30,112,929,181
Profit in previous year	-	-	-	(3,665,092,037)	(3,665,092,037)
Balance as of 12/31/2024	60,000,000,000	111,973,829	(436,450,000)	(33,227,686,685)	26,447,837,144
Interest for this period	-	-	-	280,509,215	280,509,215
Balance as of 12/31/2024	60,000,000,000	111,973,829	(436,450,000)	(32,947,177,470)	26,728,346,359

2. Owner's equity details

	31/12/2024 VND	01/01/2024 VND
Shareholders' equity	60,000,000,000	60,000,000,000
Total	60,000,000,000	60,000,000,000

3. Capital transactions with owners and distribution of dividends and profits

	31/12/2024 VND	01/01/2024 VND
Owners' equity	60,000,000,000	60,000,000,000
Capital contribution at the beginning of the year	60,000,000,000	60,000,000,000
Capital contribution increased during the year	-	-
Capital contribution decreased during the year	-	-
Capital contribution at the end of the year	60,000,000,000	60,000,000,000
Dividends, distributed profits	-	-

FINANCIAL STATEMENT NOTES (continued)*(These notes are an integral part and should be read in conjunction with the accompanying Q4 financial report)*

17. Share	31/12/2024	01/01/2024
	Share	Share
Number of shares registered for issuance	6,000,000	6,000,000
Number of shares sold to the public	6,000,000	6,000,000
- Common stock	6,000,000	6,000,000
- Preferred shares (classified as equity)	-	-
Number of shares repurchased (treasury shares)	68,720	68,720
- Common stock	68,720	68,720
- Preferred shares (classified as equity)	-	-
Number of shares outstanding	5,931,280	5,931,280
- Common stock	5,931,280	5,931,280
- Preferred shares (classified as equity)	-	-
- Par value of outstanding shares: 10,000 VND/share	-	-

VI. Additional information for items presented in the Income Statement**1. Total sales and service revenue**

	From 01/10/2024 to 31/12/2024	From 01/10/2023 to 31/12/2023
	VND	VND
a) Revenue		
Construction contract revenue	3,900,000,000	216,359,551
Total	3,900,000,000	216,359,551

2. Cost of goods sold

	From 01/10/2024 to 31/12/2024	From 01/10/2023 to 31/12/2023
	VND	VND
Real estate cost	675,000,000	183,905,618
Total	675,000,000	183,905,618

3. Financial income

	From 01/10/2024 to 31/12/2024	From 01/10/2023 to 31/12/2023
	VND	VND
Bank Deposit Interest	28,250,655	72,531,557
Dividends, Profits Shared	-	-
Total	28,250,655	72,531,557

FINANCIAL STATEMENT NOTES (continued)*(These notes are an integral part and should be read in conjunction with the accompanying Q4 financial report)***4. Chi phí tài chính**

	From 01/10/2024 to 31/12/2024	From 01/10/2023 to 31/12/2023
	VND	VND
Interest Expenses	-	-
Securities Custody Fees	-	-
Provision for impairment of trading securities and investment losses	(131,747,720)	(1,554,636,350)
Total	(131,747,720)	(1,554,636,350)

5. Other costs

	From 01/10/2024 to 31/12/2024	From 01/10/2023 to 31/12/2023
	VND	VND
Late payment penalty for social insurance	-	-
Tax arrears and penalties	-	-
Other expenses	64,818,336	12,438,717
Total	64,818,336	12,438,717

6. General and administration expenses

	From 01/10/2024 to 31/12/2024	From 01/10/2023 to 31/12/2023
	VND	VND
Business management expenses incurred during the year	980,792,596	1,975,559,588
Management staff costs	334,722,885	1,022,318,228
Management Material Costs	-	-
Office Supplies Costs	9,308,112	70,835,359
Depreciation Cost of Fixed Assets	5,574,948	16,724,844
Taxes, fees and charges	25,350,872	14,205,458
Contingency costs	338,662,661	400,942,265
Outsourcing service costs	37,487,042	180,815,903
Other cash expenses	229,686,076	269,717,531
Business management expense deductions	1,041,182,648	-
- Reversal of provision for doubtful debts	1,041,182,648	-
Total	2,021,975,244	1,975,559,588

7. Production and business costs by factor

	From 01/10/2024 to 31/12/2024	From 01/10/2023 to 31/12/2023
	VND	VND
Cost of raw materials	19,861,110	857,839,955

FINANCIAL STATEMENT NOTES (continued)

(These notes are an integral part and should be read in conjunction with the accompanying Q4 financial report)

Labor costs	826,255,425	4,593,003,791
Fixed asset depreciation costs	49,099,082	51,284,619
Outsourcing service costs	20,814,816	112,157,640
Other expenses in cash	0	29,883,466
Total	916,030,433	5,644,169,471

8. Current corporate income tax expense

	From 01/10/2024 to 31/12/2024	From 01/10/2023 to 31/12/2023
	VND	VND
Total accounting profit before tax	3,194,181,976	48,277,795
Income exempt from corporate income tax	-	-
Non-deductible expenses when calculating corporate income tax	-	-
Current corporate income tax expenses	640,440,000	-
Losses carried forward and offset against operating profits and losses	-	-
Income subject to corporate income tax	2,553,741,976	48,277,795
Corporate income tax rate	20%	20%
Total current corporate income tax expense	-	-

9. Basic earnings per share

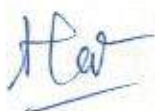

	From 01/10/2024 to 31/12/2024	From 01/10/2023 to 31/12/2023
	VND	VND
Profit after corporate income tax	2,553,741,976	48,277,795
+ Adjustments to increase or decrease accounting profit to determine profit or loss attributable to common stockholders:	-	-
<i>Adjustments to increase</i>	-	-
<i>Adjustments for reduction</i>	-	-
- Bonus and welfare fund deduction	-	-
- Other reduction adjustments	-	-
Profit or loss attributable to common stockholders	2,553,741,976	48,277,795
Bonus and welfare fund deduction	-	-
+ Average outstanding Common shares during the period	5,931,280	5,931,280
+ Basic earnings per share	430.55	8.14

VNECO1 ELECTRICITY CONSTRUCTION JOINT STOCK COMPANY

Prepared by

Chief Accountant

Director


Đỗ Thị Hoàng Hà

Đỗ Thị Hoàng Hà