



**NGÂN HÀNG TMCP ĐẦU TƯ
VÀ PHÁT TRIỂN VIỆT NAM**
*BANK FOR INVESTMENT AND
DEVELOPMENT OF VIETNAM, JSC.*

CỘNG HÒA XÃ HỘI CHỦ NGHĨA VIỆT NAM
Độc lập - Tự do - Hạnh phúc
THE SOCIALIST REPUBLIC OF VIETNAM
Independence - Freedom - Happiness

Số: 703/BIDV-TKHĐQT&QHCD
CBTT Báo cáo tài chính riêng lẻ và hợp
nhất giữa niên độ Quý IV năm 2024
*Interim Separate and Consolidated
Financial Statements Quarter IV/2024*

Hà Nội, ngày 24 tháng 01 năm 2025
Hanoi, January 24th 2025

CÔNG BỐ THÔNG TIN ĐỊNH KỲ ***PERIODICALLY INFORMATION DISCLOSURE***

Kính gửi:

- Ủy ban Chứng khoán Nhà nước;
- Sở Giao dịch chứng khoán Việt Nam;
- Sở Giao dịch chứng khoán TP HCM;
- Sở Giao dịch chứng khoán Hà Nội.

To:

- *State Securities Commission;*
- *Vietnam Stock Exchange;*
- *Ho Chi Minh Stock Exchange;*
- *Hanoi Stock Exchange.*

1. Tên tổ chức/*Name of organization*: Ngân hàng Thương mại Cổ phần Đầu tư và Phát triển Việt Nam/*Bank for Investment and Development of Vietnam, JSC. (BIDV)*

- Mã chứng khoán/*Stock code*: BID

- Địa chỉ/*Address*: Tháp BIDV, 194 Trần Quang Khải, Hoàn Kiếm, Hà Nội/*BIDV Tower, 194 Tran Quang Khai road, Hoan Kiem district, Ha Noi*

- Điện thoại liên hệ/*Tel*: (84-24) 2220 5544

Fax: (84-24) 2220 0399


- E-mail: nhadautu@bidv.com.vn

2. Nội dung thông tin công bố/*Contents of disclosure*:

Ngân hàng TMCP Đầu tư và Phát triển Việt Nam công bố thông tin Báo cáo tài chính riêng lẻ và hợp nhất giữa niên độ cho kỳ Quý IV/2024 kết thúc ngày 31/12/2024 và cho giai đoạn từ ngày 1/1/2024 đến ngày 31/12/2024 theo các Chuẩn mực Kế toán Việt Nam và Hệ thống Kế toán các Tổ chức Tín dụng Việt Nam như đính kèm.

Joint Stock Commercial Bank for Investment and Development of Vietnam announced Interim Separate and Consolidated Financial Statements Quarter IV/2024 as at 31 December 2024 and for the period from 01 January 2024 to 31 December 2024 in accordance with Vietnamese Accounting Standards, accounting regime applicable to credit institutions in Vietnam as attached.

3. Thông tin này đã được công bố trên trang thông tin điện tử của ngân hàng vào ngày 24/01/2025 tại đường dẫn [https://www.bidv.com.vn/vn/quan-he-nha-dau-tu/This information was published on the bank's website on January 24th 2025 as in the links https://www.bidv.com.vn/en/quan-he-nha-dau-tu](https://www.bidv.com.vn/vn/quan-he-nha-dau-tu/This%20information%20was%20published%20on%20the%20bank's%20website%20on%20January%2024%202025%20as%20in%20the%20links%20https://www.bidv.com.vn/en/quan-he-nha-dau-tu)

Chúng tôi xin cam kết các thông tin công bố trên đây là đúng sự thật và hoàn toàn chịu trách nhiệm trước pháp luật về nội dung các thông tin đã công bố/*We hereby certify that the information provided is true and correct and we bear the full responsibility to the law./* 

**NGƯỜI ĐƯỢC ỦY QUYỀN CÔNG BỐ THÔNG TIN
PHÓ TỔNG GIÁM ĐỐC
PERSON AUTHORIZED TO DISCLOSE
INFORMATION
SENIOR EXECUTIVE VICE PRESIDENT**

Nơi nhận/Recipient:

- Như trên/*As above;*
- Lưu TKHĐQT&QHCD, VP/
*Archive: Board of Directors
Secretariat & Investor Relations,
BIDV Office.*




Trần Phương

**Joint Stock Commercial Bank for Investment and
Development of Vietnam**

INTERIM SEPARATE FINANCIAL STATEMENTS

**As at 31 December 2024 and for the period
from 01 January 2024 to 31 December 2024**

In accordance with Vietnamese Accounting Standards,
accounting regime applicable to credit institutions in Vietnam



INTERIM SEPARATE STATEMENT OF FINACIAL POSITION

Quarter IV/2024

as at 31 DEC 2024

Unit: Million VND

No.	Items	Notes	31/12/2024	31/12/2023 (*)
A	Assets			
I	Cash, gold and gemstones		10,015,748	10,375,064
II	Balances with the State Bank of Vietnam ("SBV")		86,822,754	46,709,905
III	Placements with and loans to other credit institutions		285,070,676	216,005,850
1	Placements with other credit institutions		272,414,707	200,037,610
2	Loans to other credit institutions		12,736,790	16,053,391
3	Provision for credit losses on loans to other credit institutions		(80,821)	(85,151)
IV	Trading securities	01	9,243,919	5,336,900
1	Trading securities		9,243,919	5,336,900
V	Derivatives and other financial assets	02	663,256	-
VI	Loans to customers		1,976,086,346	1,700,986,316
1	Loans to customers	03	2,013,808,136	1,740,391,368
2	Provision for credit losses on loans to customers	04	(37,721,790)	(39,405,052)
VII	Investment securities	05	274,866,991	220,551,564
1	Available-for-sale investment securities		157,693,497	127,319,859
2	Held-to-maturity investment securities		118,346,665	94,104,390
3	Provision for investment securities		(1,173,171)	(872,685)
VIII	Long-term investments	06	7,884,017	7,846,189
1	Investment in subsidiaries		5,699,523	5,699,523
2	Investment in joint-ventures		2,021,143	2,021,143
3	Investment in associates		244,207	244,207
4	Other long-term investments		120,750	153,750
5	Provision for impairment of long-term investments		(201,606)	(272,434)
IX	Fixed assets		11,287,876	10,250,385
1	Tangible fixed assets		6,113,699	5,697,818
a	Cost		15,366,555	14,265,367
b	Accumulated depreciation		(9,252,856)	(8,567,549)
2	Finance lease assets		-	225
a	Cost		-	37,494
b	Accumulated depreciation		-	(37,269)
3	Intangible fixed assets		5,174,177	4,552,342
a	Cost		7,764,795	6,838,720
b	Accumulated depreciation		(2,590,618)	(2,286,378)

JOINT STOCK COMMERCIAL BANK FOR INVESTMENT AND DEVELOPMENT OF VIETNAM

 BIDV Tower, 194 Tran Quan Khai Road, Hoan Kiem,
 Hanoi, Socialist Republic of Viet Nam

Interim Separate Financial Statements
 Quarter IV/2024

No.	Items	Notes	31/12/2024	31/12/2023 (*)
XI	Other assets		47,253,743	39,997,705
1	Receivables		24,789,900	25,035,350
2	Interest and fee receivables		19,789,915	12,544,317
3	Deferred corporate income tax assets		1,226	1,288
4	Other assets		3,108,915	2,876,877
5	Provision for impairment of other assets		(436,213)	(460,127)
	TOTAL ASSETS		2,709,195,326	2,258,059,878
B	LIABILITIES AND OWNERS' EQUITY			
I	Borrowings from the Government and the SBV	07	167,226,790	34,394,008
II	Deposits and borrowings from other credit institutions	08	222,112,265	173,414,762
1	Deposits from other credit institutions		201,783,703	139,462,212
2	Borrowings from other credit institutions		20,328,562	33,952,550
III	Deposits from customers	09	1,929,562,466	1,685,553,864
IV	Derivatives and other financial liabilities	02	-	335,208
V	Grants, trusted funds and borrowings the Bank bears risk		11,981,467	12,207,729
VI	Valuable papers issued	10	199,000,165	189,949,476
VII	Other liabilities	11	43,432,150	47,033,909
1	Interest and fee payables		28,231,385	34,111,707
2	Other payables and liabilities		15,200,765	12,922,202
VIII	Capital and reserves	13	135,880,023	115,170,922
1	The Bank's capital		83,267,535	71,296,741
a	Charter capital		68,975,153	57,004,359
c	Share premium		14,292,382	14,292,382
2	The Bank's reserves		15,179,505	15,166,344
4	Retained earnings		37,432,983	28,707,837
	TOTAL LIABILITIES AND OWNERS' EQUITY		2,709,195,326	2,258,059,878

OFF-BALANCE SHEET ITEMS

as at 31 DEC 2024

No.	Items	Notes	31/12/2024	31/12/2023 (*)
1	Credit guarantees		6,999,728	7,481,373
2	Foreign exchange commitments		167,933,388	1,433,870
	- Foreign currency purchase commitments		2,333,456	846,669
	- Foreign currency sale commitments		2,666,274	587,201
	- Incoming currency swap commitments		81,135,201	-
	- Outgoing currency swap commitments		81,798,457	-
3	Letter of credit commitments		62,109,504	82,824,148
4	Other guarantees		198,301,002	198,803,232
5	Other commitments		14,317,273	23,851,634
6	Interest from loans an uncollected fee receivables		19,171,327	16,025,839
7	Doubtful debts written-off		248,828,014	216,887,369
a	Principal of bad debts written-off		127,203,441	110,552,244
b	Interest of bad debts written-off		121,624,573	106,335,125
8	Assets and other documents		66,168,753	79,628,493


(*) The brought forward figures are carried down from the audited separate FS for the financial year ended 31 December 2023

Prepared by



Nguyen Thi Huong Giang

Chief Accountant



Bui Thi Hoa

Senior Executive Vice President



Nguyen Thien Hoang

INTERIM SEPARATE STATEMENT OF PROFIT OR LOSS

Quarter IV/2024

for the period from 01 January 2024 to 31 December 2024

Unit: Million VND

No	Items	Note	Quarter IV		Cumulative Year to Date	
			From 01/10/2024 to 31/12/2024	From 01/10/2023 to 31/12/2023	From 01/01/2024 to 31/12/2024	From 01/01/2023 to 31/12/2023
1	Interest and similar income	14	35,603,188	36,793,232	135,299,365	149,867,798
2	Interest and similar expenses	15	(20,494,888)	(22,481,230)	(79,061,264)	(95,614,773)
I	Net interest income		15,108,300	14,312,002	56,238,101	54,253,025
3	Income from services		2,290,087	2,300,171	9,663,462	8,761,855
4	Expenses on services		(872,515)	(1,032,368)	(4,034,400)	(3,303,886)
II	Net gain from services		1,417,572	1,267,803	5,629,062	5,457,969
III	Net gain/loss from trading foreign currencies		1,407,510	1,540,166	5,264,524	4,633,812
IV	Net gain/loss from trading securities	16	63,145	18,817	91,290	135,478
V	Net gain/loss from investment securities	17	5,114,459	3,138,215	4,850,545	2,871,527
5	Other operating income		3,844,420	2,405,017	8,905,156	6,429,771
6	Other operating expenses		(2,005,268)	(2,438,821)	(4,172,619)	(3,801,510)
VI	Net gain/loss from other activities		1,839,152	(33,804)	4,732,537	2,628,261
VII	Income from capital contribution, equity investments	18	53,726	26,862	205,774	327,046
VIII	Total operating expenses	19	(8,656,369)	(7,571,692)	(25,622,077)	(23,599,392)
IX	Net profit from operating activities before provision for credit losses		16,347,495	12,698,369	51,389,756	46,707,726
X	Provision expenses for credit losses		(7,389,164)	(4,758,259)	(21,383,519)	(20,002,057)
XI	Profit before tax		8,958,331	7,940,110	30,006,237	26,705,669
7	Current corporate income tax		(1,784,561)	(1,616,031)	(5,979,431)	(5,331,461)
8	Deferred corporate income tax expense		(62)	726	(62)	726
XII	Corporate income tax expense		(1,784,623)	(1,615,305)	(5,979,493)	(5,330,735)
XIII	Profit after tax		7,173,708	6,324,805	24,026,744	21,374,934

Prepared by

Nguyen Thi Huong Giang

Chief Accountant

Bui Thi Hoa

Senior Executive Vice President

Nguyen Thien Hoang

SEPARATE CASHFLOW STATEMENT

(Direct method)

Quarter IV/2024

		Unit: Million VND		
No.	Items	Notes	Current Period From 01/01/2024 to 31/12/2024	Prior Period From 01/01/2023 to 31/12/2023
Cashflow from operating activities				
1	Interest and similar income received		127,033,746	148,398,597
2	Interest and similar expenses paid		(84,941,586)	(87,213,826)
3	Income from services		5,629,062	5,457,969
4	Net gain/loss from trading (foreign currencies, gold and securities)		10,506,845	8,161,549
5	Other (expenses)		(3,057,918)	(2,661,810)
6	Recoveries from bad debts written-off or compensated by provision for credit losses		7,801,720	5,280,805
7	Payments for operating and salary expenses		(23,899,106)	(21,836,256)
8	Corporate income tax paid during the period	12	(6,610,759)	(4,322,551)
Net cashflows from operating activities before changes in operating assets and working capital			32,462,004	51,264,477
Changes in operating assets				
9	(Increase)/Decrease in placement with and loans to other credit institutions		(8,723,120)	(1,339,489)
10	(Increase)/Decrease in trading securities		(57,502,911)	6,437,091
11	(Increase)/Decrease in derivatives and other financial assets		(663,256)	1,038,368
12	(Increase)/Decrease in loans to customers		(273,416,768)	(252,240,868)
13	Decrease in provision for credit losses (loans to customers, securities, long-term investments)	4	(23,071,832)	(17,665,260)
14	(Increase)/Decrease in other operating assets		(1,253,080)	(5,214,619)
Changes in operating liabilities				
15	Increase/(Decrease) in borrowings from central banks and the Government		132,832,782	(117,315,530)
16	Increase/(Decrease) in deposits and borrowings from other credit institutions		48,697,503	5,780,030
17	Increase/(Decrease) in customers deposits		244,008,602	228,743,762
18	Increase/(Decrease) in valuable papers issuance (excluding valuable papers issued for financing activities)		9,050,689	32,767,695
19	Increase/(Decrease) in grants, trusted funds and borrowings that the bank bears risk		(226,262)	(1,029,897)
20	Increase/(Decrease) in derivatives and other financial liabilities		(335,208)	335,208
21	Increase/(Decrease) in other operating liabilities		(765,726)	(2,454,195)
21	Payments from credit institution's reserves		-	(1,164)
I Net cashflows from operating activities			101,093,417	(70,894,391)

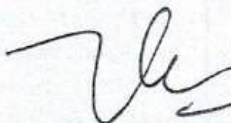
No.	Items	Notes	Current Period	Prior Period
			From 01/01/2024 to 31/12/2024	From 01/01/2023 to 31/12/2023
Cashflows from investing activities				
1	Acquisition of fixed assets		(1,176,291)	(1,931,888)
2	Proceeds from sales, disposal of fixed assets		12,321	11,701
3	Expenses for sales, disposal of fixed assets		(4,695)	(2,434)
4	Proceeds from investments and capital contribution in other entities		14,108	-
4	Dividends and profits received from long-term investments and capital contribution		152,049	277,046
II Net cashflows from investing activities			(1,002,508)	(1,645,575)
Cashflows from financing activities				
1	Dividend payment to shareholders, profit distributions		-	-
III Net cashflows from financing activities			-	-
IV Net cashflows for the period			100,090,909	(72,539,966)
V Cash and cash equivalents at the beginning of the period			221,115,817	293,655,783
VI Cash and cash equivalents at the end of the period			321,206,726	221,115,817

Prepared by



Nguyen Thi Huong Giang

Chief Accountant



Bui Thi Hoa

Senior Executive Vice President




Nguyen Thien Hoang

NOTES TO THE SEPARATE FINANCIAL STATEMENTS

I. General information

1. Establishment and operation

The Joint Stock Commercial Bank for Investment and Development of Vietnam ("BIDV" or "the Bank") was established under License for Establishment and Operation No. 84/GP-NHNN dated 23 April 2012 by the SBV (subsequently amended in accordance with the following Decisions: (i) Decision No. 2021/QD-NHNN dated 13 October 2015, (ii) Decision No. 2266/QD-NHNN dated 27 October 2017, (iii) Decision No. 842/QD-NHNN dated 20 April 2018, (iv) Decision No. 1166/QD-NHNN dated 30 May 2018), (v) Decision No. 1506/QD-NHNN dated 27 September 2021, (vi) Decision No. 155/QD-NHNN dated 16 February 2022, (vii) Decision No. 115/QD-NHNN dated 17 January 2025) and the 28th amended Enterprise Registration Certificate No. 0100150619 dated 04 January 2024 by Hanoi Authority for Planning and Investment.

The Bank was established to carry out banking activities under its Establishment and Operation License and Enterprise Registration Certificate, including demand deposits, term deposits, savings deposits and other types of deposits; issuing certificates of deposit, promissory notes, treasury bills and bonds to mobilize domestic and foreign capital; credit granting; opening current accounts for customers; supply of payment facilities; providing payment services; borrowing capital from the State Bank in the form of refinancing; borrowing capital from domestic and foreign credit institutions and financial institutions; opening accounts; organizing and joining the payment system; capital contribution, purchase of shares of enterprises and other credit institutions; participating in bidding for Treasury bills, purchase and sale of negotiable instruments, Government bonds, Treasury bills, State Bank bills and other valuable papers on the money market; trading and providing foreign exchange services on the domestic and international market within the scope prescribed by the State Bank of Vietnam; trading and supplying interest rate derivative products; acting as trustor, trustee and agent in banking-related activities, insurance business and asset management according to the regulations of the State Bank of Vietnam; conducting other business activities of commercial banks such as cash management services, banking and financial consultancy; services of managing, custody services, safe and cabinets for lease; providing advisory services on business finance, enterprise acquisition, disposal, consolidation, merger, and investment; buying and selling Government bonds and corporate bonds according to the provisions of law; providing money brokerage services; providing securities depository and gold trading services; debt purchasing activities; investment in Government bond futures contracts; supplying derivative products for prices of goods; provide clearing and settlement for securities transactions, custodian bank and other business activities of commercial banks and other business activities approved by the State Bank of Vietnam ("SBV") in accordance with the law.

2. Ownership structure

As at 31 December 2024, the Bank's charter capital was VND 68,975,153 million, of which VND 55,861,541 million was contributed by the State (80.99% of charter capital), VND 10,346,273 million was contributed by KEB Hana Bank – the strategic shareholder (15.00% of charter capital) and VND 2,767,339 million by public shareholders via share issuance (4.01% of charter capital).

3. Board of Directors and Supervisory Board

3.1. Board of Directors

<i>Name</i>	<i>Position</i>
Mr. Phan Duc Tu	Chairman of the Board of Directors
Mr. Le Ngoc Lam	Member of the Board of Directors cum CEO
Ms. Phan Thi Chinh	Member (Retired under regulation on 01 June 2024)
Mr. Ngo Van Dung	Member
Mr. Yoo, Je Bong	Member
Mr. Pham Quang Tung	Member
Mr. Tran Xuan Hoang	Member
Mr. Le Kim Hoa	Member
Mr. Nguyen Van Thanh	Independent member
Mr. Dang Van Tuyen	Member
Mr. Quach Hung Hiep	Member (Appointed on 30 January 2024)

3.2. Supervisory Board

<i>Name</i>	<i>Position</i>
Ms. Ta Thi Hanh	Head of Supervisory Board (Appointed on 30 January 2024)
Mr. Cao Cu Tri	Specialized Member
Ms. Nguyen Thi Thu Ha	Specialized Member
Mr. Nguyen Trung Kien	Specialized Member (Appointed on 30 January 2024)

4. Board of Management and Chief Accountant

<i>Name</i>	<i>Position</i>
Mr. Le Ngoc Lam	Chief Executive Officer
Mr. Quach Hung Hiep	Senior Executive Vice President (Resigned on 30 January 2024)
Mr. Tran Phuong	Senior Executive Vice President
Mr. Le Trung Thanh	Senior Executive Vice President
Mr. Nguyen Thien Hoang	Senior Executive Vice President
Mr. Tran Long	Senior Executive Vice President
Mr. Hoang Viet Hung	Senior Executive Vice President
Mr. Phan Thanh Hai	Senior Executive Vice President
Ms. Nguyen Thi Quynh Giao	Senior Executive Vice President
Mr. Doan Viet Nam	Senior Executive Vice President (Appointed on 30 January 2024)
Mr. Lai Tien Quan	Senior Executive Vice President (Appointed on 30 January 2024)
Mr. Sung Ki Jung	Member of the Board of Management (Resigned on 01 March 2024)
Mr. Ham Jin Sik	Member of the Board of Management (Appointed on 01 March 2024)
Mr. Tu Quoc Hoc	Head of Legal and Compliance Group (Retired under regulation on 01 October 2024)
Ms. Ta Thi Hanh	Chief Accountant (Resigned on 30 January 2024)
Ms. Bui Thi Hoa	Chief Accountant (Appointed on 30 January 2024)

5. Operating network

The Head Office of the Bank is located at BIDV Tower, 194 Tran Quang Khai Road, Ly Thai To Ward, Hoan Kiem District, Hanoi City, Vietnam. The Bank has developed a wide traditional and modern network, covering 63 provinces and cities nationwide, the total number of the Bank's network points as at 31 December 2024 is one hundred and eighty-nine (189) domestic branches, one (01) foreign branch, nine hundred and twenty six (928) transaction offices, three (03) dependent non-business units, two (02) representative offices in Vietnam and four (04) foreign representative offices. The Bank is one of the top four commercial banks with the most extensive network across Vietnam.

6. Subsidiaries

The Bank has ten (10) subsidiaries as follows:

No.	Subsidiaries	Established in accordance with Decision/License No	Business sector	Proportion of ownership
1	BIDV Asset Management Company Ltd. ("BAMC")	0101196750 dated 14 May 2018 by Hanoi Authority for Planning and Investment	Debt management and asset exploitation	100.00%
2	BIDV Securities Joint Stock Company ("BSC")	111/GP-UBCK dated 31 December 2010 and the latest amendment No.70/GPĐC-UBCK dated 13 September 2023 by the State Securities Commission of Vietnam	Securities	51.96%
3	BIDV Insurance Joint Stock Corporation ("BIC")	11/GPĐC16/KDBH dated 06 January 2016 by the Ministry of Finance	Insurance	51.00%
4	MHB Securities Corporation ("MHBS")	45/UBCK-GPHDKD dated 28 December 2006 by the State Securities Commission of Vietnam	Securities	60.00%
5	Bank for Investment and Development of Cambodia ("BIDC")	B7.09.148 dated 14 August 2009 by the National Bank of Cambodia	Finance/ Banking	98.50%
6	Lao-Viet Insurance Joint Venture Company ("LVI") (*)	077-08/DT dated 19 June 2008 by the Ministry of Planning and Investment of Laos PDR Foreign Investment Registration Certificate No.146/BKH/ĐTRNN dated 19 June 2008 by the Ministry of Planning and Investment of Vietnam	Insurance	33.15%
7	Lao – Viet J.V.Bank ("LVB")	985-326 dated 10 June 1999 and the latest amendment No.003- 2021/KH/DT4 dated 04 January 2021 by the Ministry of planning and Investment of Laos PDR	Banking	65.00%
8	BIDV - Sumi Trust Leasing Company Ltd. ("BSL")	15 th amendment No.0100777569 dated 7 April 2023 by the Authority of Planning and Investment of Ho Chi Minh City	Finance lease	50.00%
9	Cambodia - Vietnam Securities Plc. (*)	005.SECC/BLPH dated 20 October 2010 by Securities and Exchange Commission of Cambodia	Securities	98.50%
10	Cambodia - Vietnam Insurance Plc. (*)	Registration No. Co. 6037/09E dated 06 August 2009 by the Cambodia's Ministry of Commerce	Insurance	50.23%

(*): Indirect ownership through subsidiaries.

7. Employees

The total number of officers and employees of the Bank and its subsidiaries as at 31 December 2024 was 26,069.

II. Accounting period and accounting currency**1. Accounting period**

The Bank's fiscal year starts on 1 January and ends on 31 December.

2. Accounting currency

Currency used in preparation of the Bank and the local subsidiaries is VND.

III. Applied accounting standards and system

The separate financial statements of the Bank are presented in Vietnam Dong ("VND"), prepared in accordance with the Accounting System applicable to Credit Institutions required under Decision No. 479/2004/QĐ-NHNN issued on 29 April 2004 by the Governor of the SBV, effective since 01 January 2005 and supplemented Decisions, Decision No. 16/2007/QĐ-NHNN dated 18 April 2007, amending and supplementing documents and Vietnamese Accounting Standards issued by the Ministry of Finance as per:

- ▶ Decision No. 149/2001/QĐ-BTC dated 31 December 2001 on the Issuance and Promulgation of Four Vietnamese Accounting Standards (Series No.1);
- ▶ Decision No. 165/2002/QĐ-BTC dated 31 December 2002 on the Issuance and Promulgation of Six Vietnamese Accounting Standards (Series No.2);
- ▶ Decision No. 234/2003/QĐ-BTC dated 30 December 2003 on the Issuance and Promulgation of Six Vietnamese Accounting Standards (Series No.3);
- ▶ Decision No. 12/2005/QĐ-BTC dated 15 February 2005 on the Issuance and Promulgation of Six Vietnamese Accounting Standards (Series No. 4); and
- ▶ Decision No. 100/2005/QĐ-BTC dated 28 December 2005 on the Issuance and Promulgation of Four Vietnamese Accounting Standards (Series No.5).

The accompanying separate financial statements have been prepared using accounting principles and reporting practices generally accepted in Vietnam. This separate financial statement is not intended to present the separate statement of financial position and results of separate operations and separate cash flows in accordance with accounting principles and practices generally accepted in countries and regimes other than Vietnam.

Assumptions and uses of estimates

The preparation the of separate financial statements in conformity with accounting standards, accounting regime applicable to credit institutions in Vietnam and legal regulations relating to financial reporting requires the Board of Management to make estimates and assumptions that affect the reported amounts of assets, liabilities and disclosures of contingent assets and liabilities at the date of the separate financial statements and the reported amounts of revenues and expenses during the financial year. Although these accounting estimates are based on the Board of Management's best knowledge, actual results may differ from those estimates.

IV. Summary of significant accounting policies**1. Currencies Conversion**

According to the Bank's accounting system, all the transactions are recorded at original currencies. At the report date, the assets and liabilities denominated in foreign currencies are converted into VND using weighted average buying and selling exchange rate at the separate statement of financial position date. The detailed currencies exchange rates applied on 31 December 2024 are shown in the **Note no. 24**.

Income and expenses in foreign currencies during the year are converted into VND by the rates ruling at the transaction dates. Exchange differences arising from revaluing assets and liabilities denominated in foreign currencies into VND are recognized under the item **"Foreign Exchange Differences"** in the separate statement of financial position and transferred into **"Net gain/(loss) from trading foreign currencies"** in the separate income statement at the end of the fiscal year.

2. Derivative financial instruments and hedging**2.1. Foreign currency forward and swap contracts**

For foreign currency forward and swap contract, the difference between equivalent VND amounts of foreign currency commitments to buy/sell using forward exchange rate and spot exchange rate as at effective date of the contract is recognized immediately at the effective date of the contract in "Interest and fee payable" or "Interest and fee receivable" item in the separate statement of financial position. The difference is subsequently allocated to "Net gain/(loss) from trading gold and foreign currencies" item using the straight-line method over the term of the contract. As at the date of the separate financial statements, commitments of foreign currency forward are revaluated using the average buying and selling rates announced by the Bank at the end of working day of the month/quarter/year. The

exchange differences arising from the revaluation of foreign currency of forward are recognised under item “*Foreign Exchange Differences*” in owner’s equity and transferred into separate income statement at the end of the fiscal year.

2.2. Interest rate swap contracts

Commitments of one-currency-interest-rate swap contracts are not recorded in the separate statement of financial position. For two-currency-interest-rate swap contracts with nominal principal amount exchanged at the value date, commitments are recognized in the separate statement of financial position. Income and expenses arising from interest rate effects are recorded on the accrual basis. For two-currency-interest-rate swap contracts of which there are no cash flows in and out of the principal amount, commitments are recognized in the statement of financial position only at the date of principal exchange. Income and expenses arising from interest rate effects are recorded on the accrual basis.

3. Interest income and interest expense

Income from interest and interest expenses are recognized in the separate income statement on an accrual basis. According to Circular No.31/2024/TT-NHNN dated 30 June 2024 prescribing classification of assets, amounts and methods of setting up risk provisions and use of provisions for control and management of risks arising from operations of credit institutions and foreign bank branches (“Circular 31”), issued by the Governor of the State Bank of Vietnam, which takes effect on July 1, 2024, the accrued interest income arising from the loans that are classified from group 2 to group 5 is not recognized in the income statement. Accrued interest receivables on such loans are recorded as off-balance-sheet item and recognized in the separate income statement when they are actually received.

Income and expenses from interest on investments in securities are recorded on the accrual basis. Accrued interest income of overdue securities is not recognized in the income statement and is recorded as off-balance sheet item and only recognized in the income statement when it is actually received.

4. Fees and commissions

Fees and commissions are recognized on an accrual basis.

Fees collected from guarantee activities, letters of credit, investment activities (bonds, etc.) are accounted for on the basis of accrual and allocation.

5. Loans to customers

Loans to customers are presented at the principal amounts outstanding at the date of the separate financial statements. Effective from July 1, 2024, deferred payment letters of credit containing provisions for immediate or pre-maturity payments to beneficiaries are recognized as loans to customers. The bank records the reimbursed amounts paid to the beneficiaries by reimbursing bank as loans in accordance with the commitments under the letters of credit, pursuant to the provisions of Circular No. 21/2024/TT-NHNN governing letter of credit operations and related business activities (“Circular 21”).

Loan classification and provisions for credit losses

The classification of loans and the provisioning for credit risk are conducted in accordance with Circular No. 31/2024/TT-NHNN on the classification of assets in the operations of commercial banks, non-bank credit institutions, and foreign bank branches (“Circular 31”), effective from July 1, 2024, and Decree No. 86/2024/ND-CP dated July 11, 2024, Regulating the levels of provisions, methods of setting aside provisions, the use of provisions to handle risks in the operation of credit institutions, foreign bank branches, and cases where credit institutions allocate interest receivables that must be written off (“Decree 86”), effective from July 11, 2024. These regulations are applicable to assets (hereinafter referred to as loans) arising from the following activities:

- a) Loans;
- b) Discounts, rediscounts of negotiable instruments and other valuable papers;
- c) Factoring;
- d) Credit facilities in the form of credit card issuance;

đ) Payments made on behalf of customers under off-balance sheet commitments (including payments on behalf of customers for guarantee obligations, letter of credit operations (except for cases specified in point m) and other payments made on behalf of customers under off-balance sheet commitments);

d) Payments made on behalf of customers under off-balance sheet commitments (including payments on behalf of customers for guarantee obligations, letter of credit operations (except for cases specified in point m) and other payments made on behalf of customers under off-balance sheet commitments);

e) Amounts for purchase and entrustment of purchase of corporate bonds unlisted on the stock market or unregistered to be traded in the Unlisted Public Company Market (Upcom) (hereinafter referred to as unlisted bonds), excluding entrusted capital sources for purchase of unlisted bonds whereby the entrusting parties bear risks;

g) Credit granting entrustment;

h) Making deposits (excluding current accounts, deposits made at social policy banks in accordance with the regulations of the SBV on state credit institutions' maintenance of balance of deposits at social policy banks) at credit institutions and foreign bank branches as prescribed by law, and making deposits at overseas credit institutions;

i) Debt trading in accordance with regulations of the State Bank of Vietnam, excluding the purchase of non-performing loans by BIDV from the Vietnam Asset Management Company for credit institutions;

k) Repos of government bonds in the stock market in accordance with law on issuance, registration, safekeeping, listing and trading of government debt securities in the stock market;

l) Purchases of promissory notes, treasury bills and certificates of deposit issued by other credit institutions and foreign bank branches.

m) The transaction of issuing a deferred payment letter of credit with provisions stating that the beneficiary is entitled to immediate or early payment before the letter of credit's due date, as well as the transaction of reimbursing the letter of credit under an agreement with the Customer, with payment made using the reimbursing bank's funds from the date the reimbursing bank reimburses the beneficiary, and the transaction of negotiating the payment of the letter of credit.

n) The purchase of irrevocable, non-recourse documents presented under the letter of credit, except in cases where BIDV purchases irrevocable, non-recourse documents under a letter of credit issued by BIDV itself.

Accordingly, customers' loans are in the higher risk group when being classified under Article 10 and Article 11 of Circular 31 and the customers' debt group provided at the time of loan classification by the Credit Information Center ("CIC") of the SBV

- The Bank maintains the debt group for certain loans as stipulated in Circular No. 10/2015/TT-NHNN dated 22 July 2015 of the SBV guiding the implementation of some contents of the Government's Decree No. 55/2015/ND-CP dated 09 June 2015 on credit policy for agricultural and rural development; Circular No. 01/2020/TT-NHNN ("Circular 01") dated 13 March 2020 issued by the Governor of the SBV on loan rescheduling, exemption or reduction of interest and fees, retention of loan category to assist borrowers affected by Covid-19 pandemic, Circular No. 03/2021/TT-NHNN ("Circular 03") dated 02 April 2021 and Circular No. 14/2021/TT-NHNN ("Circular 14") dated 07 September 2021 amending and supplementing several articles of Circular 01, Circular No. 02/2023/TT-NHNN ("Circular 02") dated April 23, 2023, regulates the restructuring of repayment terms and maintaining debt groups by credit institutions and foreign bank branches to support customers facing difficulties. Circular No. 06/2024/TT-NHNN dated June 18, 2024, amends and supplements certain provisions of Circular 02 and documents from the State Bank of Vietnam on debt classification and risk provisioning; Circular 53/2024/TT-NHNN ("Circular 53") dated December 04, 2024, on debt restructuring by credit institutions and foreign bank branches for customers facing difficulties due to the impact and damage of Storm No. 3, flooding and landslides after Storm No. 3

Loans are classified by risk level into: Standard, Special mention, Substandard, Doubtful, and Loss. Loans classified as either Substandard, Doubtful or Loss are considered as bad debts. Loan classification and provision making will be made at the end of each month during the financial year.

Net credit risk exposure for each customer is calculated by subtracting from the remaining loan balance the discounted value of collateral which is subject to discount rates in accordance with Circular 31 from the remaining loan balance. Specific provision is made based on the net credit risk exposure of each item using the prescribed provision rates as follows:

Group	Category	Provision Rate
1	Standard	0%
2	Special mention	5%
3	Substandard	20%
4	Doubtful	50%
5	Loss	100%

In accordance with Circular 02 and Circular 06, the Bank should make a specific provision for customers whose debts are rescheduled or granted interest and fees exemption or reduction as prescribed by this Circular as follows:

- Up to 31 December 2023, by at least 50% of the specific provision required to be made;
- Up to 31 December 2024, 100% of the specific provision required to be made.

In accordance with Decree 86, a general provision is made for credit losses which are yet to be identified during the loan classification and specific provision process as well as in case where the Bank encounters potential financial difficulty due to the deterioration in loan quality. Accordingly, the Bank is required to fully make and maintain a general provision at 0.75% of total loans which are classified in groups 1 to 4 excluding deposits and loans, repurchase and reverse repurchase agreements of valuable papers with credit institutions, branches of foreign banks in Vietnam and deposits at foreign credit institutions; Loans, forwards of securities between credit institutions and foreign bank branches in Vietnam; Purchases of promissory notes, treasury bills, certificates of deposit or bonds issued by credit institutions and foreign bank branches onshore and Repos of government bonds; Other liabilities arising from activities specified from points (a) to (n) among credit institutions and foreign bank branches in Vietnam as prescribed by law.

Write-off of bad-debts

Provision is recorded in the separate income statement as an expense and will be used to write off bad debts. The Bank must set up Risk Settlement Committee to write off bad debts if they are classified in Group 5, or if legal entity borrowers are liquidated or bankrupted, or if individual borrowers deceased or are missing and physical losses of assets is available in accordance with Decree 86 and Circular 31.

Classification of off-balance-sheet commitments

The Bank classifies guarantee, acceptances of payment and unconditional, irrevocable loan commitments with specific effective date (collectively referred to as “off-balance-sheet commitments”) into groups as stipulated in Article 9, Article 10 or Article 11 of Circular 31. Accordingly, off-balance-sheet commitments are classified by risk level as follows: Standard, Special mention, Substandard, Doubtful and Loss.

6. Investments

6.1. Trading securities

Trading securities include debt securities, equity securities and other securities acquired and held for the purpose of reselling within one year to gain profit on price variances.

Trading securities are recognised at cost of the acquisition date and subsequently presented at the cost during the subsequent holding period.

Interest and cash dividends received from trading securities are recognised on the cash basis in the separate income statement.

6.2. Available-for sale securities

Available-for-sale securities include debt and equity securities in which the Bank holds less than 20% of voting rights and available-for-sale purposes, not regularly traded but can be sold whenever there is a benefit, and the Bank is also neither the founder shareholder nor the strategic partner and does not have the ability to make certain influence in establishing and deciding the financial and operating policies of the investees through a written agreement on assignment of its personnel to the Board of Directors/Management.

Available-for-sale equity securities are initially recognized at cost at the purchase date and continuously presented at cost in subsequent periods.

Available-for-sale debt securities are recognized at par value at the purchase date. Accrued interest (for debt securities with interest payment in arrears) and deferred interest (for debt securities with interest payment in advance) are recognized in a separate account. Discount/premium, which is the difference between the cost and the amount being the par value plus (+) accrued interest (if any) or minus (-) deferred interest (if any) is also recognized in a separate account.

In subsequent periods, these securities are continuously recorded at par value, and the discount/premium (if any) is amortized to the separate income statement on a straight-line basis over the remaining term of securities. The interest received in the holding period of these securities is recorded as follows: Cumulative interest incurred before the purchasing date is recorded as a decrease in the "Accrued interest receivable" account; cumulative interest incurred after the purchasing date is recognized as income based on an accrual basis. The interest received in advance is amortized into the securities investment interest income on a straight-line basis over the term of securities investment.

6.3. Held-to-maturity investment securities

Held-to-maturity securities are debt securities purchased by the Bank for the investment purpose of earning interest and the Bank has the capability and intention to hold these investments until maturity. Held-to-maturity securities have the determined value and specific maturity date. In case the securities are sold before the maturity date, these securities will be reclassified to trading securities or available-for-sale securities. Held-to-maturity securities are recorded and measured identical to debt securities available-for-sale.

6.4 Provision for securities

Securities subject to Circular 31 are classified for debt and provision is made similar to the policy of debt classification and provision for loans to customers as presented in **Policy No. 5**. Provision for impairment of securities that are not subjected to Circular 31 are made when their carrying values are higher than their market values determined in accordance with Circular No. 48/2019/TT-BTC dated August 8, 2019, issued by the Ministry of Finance.. Provisions and allowances for devaluation of trading securities are recognized in the separate income statement under the item "Net gain/(loss) from trading securities". Provisions and allowances for devaluation of available-for-sale investment securities and held-to-maturity investment securities are recognized in the separate income statement under the item "Net gain/(loss) from investment securities".

7. Cash and Cash equivalents

Cash and cash equivalents comprise cash, current accounts at the SBV, Government bills and other short-term valuable papers which can be rediscounted with the SBV, securities, current deposits, placements with and loans to other credit institutions with an original maturity of three months or less from the transaction date, high liquidity, which are readily convertible into certain amounts of cash and that are subject to an insignificant risk of change in value.

8. Principles and Methods for Recognizing Corporate Income Tax and Deferred Tax Expenses:

Corporate income tax expense represents the sum of the current corporate income tax expense and deferred tax.

The current corporate income tax expense is based on taxable profit for the period. Taxable profit differs from profit before tax as reported in the interim separate statement of profit or loss because it excludes items of income or expense that are taxable or deductible in other periods (including loss carried forward, if any) and it further excludes items that are never taxable or deductible.

Deferred tax is recognized on temporary differences between carrying amounts of assets and liabilities in the interim separate financial statements and the corresponding tax bases.

Deferred tax liabilities are generally recognized for all taxable temporary differences, unless they occurred from the initial recognition of an asset or liability of a transaction which has no impact on accounting profit or taxable profit/(loss) at the transaction date. Deferred tax assets are recognized to the extent that it is probable that taxable profit will be available against which deductible temporary differences can be utilized.

Deferred tax is calculated at the tax rates that are expected to apply in the year when the liability is settled or the asset is realized. Deferred tax is charged or credited to interim separate statement of profit or loss, except when it relates to items charged or credited directly to equity, in which case the deferred tax is also dealt with in equity.

Deferred tax assets and liabilities are offset when there is a legally enforceable right to set off current tax assets against current tax liabilities and when they relate to income taxes levied by the same tax authority and the Bank intends to settle its current tax assets and liabilities on a net basis.

The determination of the current corporate income tax expense is based on the current interpretation of tax regulations. However, these regulations are subject to periodic variation and their ultimate determination depends on the results of the tax authorities' examinations.

Other taxes are paid in accordance with the prevailing tax laws in Vietnam.

9. Accounting of borrowings, issued debt securities, equity instruments

- Principle of recognizing borrowing costs: Borrowings are presented in accordance with the accounting standard "borrowing cost"

- Issued bonds (valuable papers) are presented at the Separate Statement of financial position by net value (determined by Par value of Valuable papers (-) Discount of valuable papers (+) Premium amount of valuable papers. Accrued interest are calculated by straight-line basis.

10. Equity

10.1 Ordinary shares

Ordinary shares are classified as equity.

10.2 Share premium

On receipt of capital from shareholders, the difference between the issuance price and the par value of the shares is recorded as share premium in equity. Direct costs related to the issuance of ordinary shares are recognized as a deduction from the share premium.

10.3 Treasury stock

On redemption of issued shares, the total amount of payment including direct costs related to the redemption, after deduction of taxes, is recognized as treasury shares and stated as a decrease in owners' equity.

10.4 Reserves and uses of funds from profits after tax

Reserves are used for specific purposes and deducted from the Bank's profit after tax, based on the prescribed ratios in the following order:

- Chartered capital supplementary reserve: Before July 1, 2024, 5% of after-tax profits shall be allocated in accordance with the provisions of Decree No. 93/2017/ND-CP issued by the Government on August 7, 2017; after July 1, 2024, 10% of after-tax profits shall be allocated, as stipulated in the Law on Credit Institutions No. 32/2024/QH15 issued by the National Assembly on January 18, 2024. The balance of the Reserve Fund for Supplementary Charter Capital shall not exceed the bank's charter capital;

- Financial reserve: 10% of profit after tax;

- The Executive Board's bonus fund, reward fund, and welfare fund shall be allocated in accordance with the decision of the General Shareholders' Meeting.

- Other reserves (if any) will be decided by the General Meeting of Shareholders.

V. Additional information for items presented in the Statement of financial position

Unit: Million VND

1. TRADING SECURITIES

	31/12/2024	31/12/2023
Debt securities		
- Securities issued by the Government	-	1,501,285
- Securities issued by other local credit institutions	9,243,919	3,835,615
	<u>9,243,919</u>	<u>5,336,900</u>

2. DERIVATIVES AND OTHER FINANCIAL ASSETS/ (LIABILITIES)

	Total net book value (at the exchange rates as at the date of the Separate financial statements)		
	Assets	Liabilities	Net value
<u>As at 31/12/2024</u>	81,798,457	(81,135,201)	663,256
Currency derivatives	75,548,664	(74,729,989)	818,675
- Forward contracts	10,943,598	(10,947,498)	(3,900)
- Swap contracts	64,605,066	(63,782,491)	822,575
Other derivatives	6,249,793	(6,405,212)	(155,419)
- Interest rate swap contracts	6,249,793	(6,405,212)	(155,419)
<u>As at 31/12/2023</u>	111,239,452	(111,574,660)	(335,208)
Currency derivatives	107,945,165	(108,286,542)	(341,377)
- Forward contracts	8,248,229	(8,273,049)	(24,820)
- Swap contracts	99,696,936	(100,013,493)	(316,557)
Other derivatives	3,294,287	(3,288,118)	6,169
- Interest rate swap contracts	3,294,287	(3,288,118)	6,169

3. LOANS TO CUSTOMERS

	31/12/2024	31/12/2023
Loans to local economic entities and individuals	2,005,520,201	1,732,812,369
Payment on behalf of customers	1,381,435	109,312
Loans to foreign entities and individuals	6,906,500	7,469,687
	<u>2,013,808,136</u>	<u>1,740,391,368</u>

- Analysis of loan portfolio by quality

	31/12/2024	31/12/2023
Standard	1,953,130,303	1,692,679,356
Special mention	32,994,840	26,694,810
Substandard	3,209,954	3,321,038
Doubtful	5,512,778	5,484,381
Loss	18,960,261	12,211,783
	<u>2,013,808,136</u>	<u>1,740,391,368</u>

- Analysis of loan portfolio by original term

	31/12/2024	31/12/2023
Short - term loans	1,314,747,026	1,162,916,344
Medium - term loans	95,428,694	85,903,365
Long - term loans	603,632,416	491,571,659
	2,013,808,136	1,740,391,368

- Analysis of loan portfolio by sectors

	31/12/2024	31/12/2023
Agriculture, forestry and aquaculture	74,035,302	61,252,541
Manufacturing and processing	314,748,398	287,063,377
Electricity, petroleum, hot water and air conditioner manufacturing and distributing	102,193,027	94,743,993
Construction	100,250,439	107,745,616
Wholesale and retail trade; repair of motor vehicles and motorcycles	597,087,435	548,172,620
Services	301,533,831	232,689,278
Others	523,959,704	408,723,943
	2,013,808,136	1,740,391,368

4. PROVISIONS FOR CREDIT LOSSES ON LOAN TO CUSTOMERS

	<i>General provision</i>	<i>Specific provision</i>
As at 01/01/2024	12,963,859	26,441,193
Provision charged during the year	2,002,153	19,385,696
Provisions used to write-off bad debt	-	(23,071,832)
Other increases	721	-
As at 31/12/2024	14,966,733	22,755,057
As at 01/01/2023	11,081,354	25,986,497
Provision charged during the year	1,882,102	18,119,726
Provisions used to write-off bad debt	-	(17,665,260)
Other increases	403	230
As at 31/12/2023	12,963,859	26,441,193

5. INVESTMENTS SECURITIES

	31/12/2024	31/12/2023
Available-for-sale securities		
Debt securities	157,678,897	127,305,259
-Securities issued by the Government	25,197,180	47,069,377
-Securities issued by other local credit institutions	129,376,717	75,365,814
-Securities issued by local economic entities	3,105,000	4,870,068
Equity securities	14,600	14,600
- Equity securities issued by other local credit institutions	14,600	14,600
Provision of available-for-sale securities	(177,825)	(657,545)
	157,515,672	126,662,314
Held-to-maturity investment securities (excluding VAMC bonds)		
Book value of securities	118,346,665	94,104,390
-Securities issued by the Government	104,233,558	79,107,369
-Securities issued by other local credit institutions	12,076,349	12,597,215
-Securities issued by local economic entities	2,036,758	2,399,806
Provision of held-to-maturity securities	(995,346)	(215,140)
	117,351,319	93,889,250

6. LONG - TERM INVESTMENTS

	31/12/2024	31/12/2023
Investments in subsidiaries	5,699,523	5,699,523
Investments in joint-ventures	2,021,143	2,021,143
Investments in associates	244,207	244,207
Other long-term investments	120,750	153,750
Provision for long-term investments	(201,606)	(272,434)
	7,884,017	7,846,189

- List of important joint-ventures and associates

	31/12/2024		31/12/2023	
	Cost	Proportion owned by the Bank	Cost	Proportion owned by the Bank
Investments in credit institutions	1,505,054		1,505,054	
Vietnam-Russia J.V. Bank	1,505,054	49.50%	1,505,054	50.00%
Investments in economic entities	760,296		760,296	
BIDV Tower J.V. Company	115,089	55%	115,089	55%
BIDV Metlife Life Insurance Co., Ltd.	401,000	35.02%	401,000	35.02%
Vietnam Aircraft Leasing Company	244,207	18.52%	244,207	18.52%
	2,265,350		2,265,350	

7. BORROWINGS FROM THE GOVERNMENT AND THE STATE BANK

	31/12/2024	31/12/2023
Borrowings from the SBV	15,835,643	4,552,504
Current accounts held by State Treasury	771,912	53,005
Term deposits held by State Treasury	143,906,000	17,981,000
Deposits from the MOF	6,713,235	11,807,499
	167,226,790	34,394,008

8. DEPOSITS AND BORROWINGS FROM OTHER INSTITUTIONS

	31/12/2024	31/12/2023
Demand deposits	121,245,744	59,008,388
- In VND	100,969,980	57,775,052
- In foreign currencies	20,275,764	1,233,336
Term deposits	80,537,959	80,453,824
- In VND	70,810,000	69,300,000
- In foreign currencies	9,727,959	11,153,824
Borrowings from other credit institutions	20,328,562	33,952,550
- In VND	7,034,423	1,010,295
- In foreign currencies	13,294,139	32,942,255
	222,112,265	173,414,762

9. CUSTOMERS DEPOSITS

	31/12/2024	31/12/2023
Demand deposits	372,167,117	328,842,888
- Demand deposits in VND	327,253,066	291,815,827
- Demand deposits in foreign currencies	44,914,051	37,027,061
Term deposits	1,544,807,074	1,346,237,555
- Term deposits in VND	1,484,020,487	1,298,825,703
- Term deposits in foreign currencies	60,786,587	47,411,852
Deposits for specific purposes	8,397,230	6,934,874
- Deposits for specific purposes in VND	5,096,317	4,911,197
- Deposits for specific purposes in foreign currencies	3,300,913	2,023,677
Margin deposits	4,191,045	3,538,547
- Margin Deposit in VND	3,815,339	3,233,638
- Margin Deposit in foreign currencies	375,706	304,909
	1,929,562,466	1,685,553,864

10. VALUABLE PAPERS ISSUED

	31/12/2024	31/12/2023
Certificates of deposits	148,359,629	139,170,425
Terms under 12 months	123,548,788	104,036,579
Terms from 12 months to under 05 years	24,790,896	35,133,822
Terms from 05 years onwards	19,945	24
Bills	513	626
Terms under 12 months	306	298
Terms from 12 months to under 05 years	207	328
Bonds	5,500,376	8,000,368
Terms from 12 months to under 05 years	61	5,500,060
Terms from 05 years onwards	5,500,315	2,500,308
BIDV's subordinated bonds issued	45,139,647	42,778,057
	199,000,165	189,949,476

11. OTHER LIABILITIES

	31/12/2024	31/12/2023
Internal payables	5,154,972	4,011,394
External payables	7,265,917	6,791,689
Bonus and welfare funds	2,779,876	2,119,119
	15,200,765	12,922,202

12. OBLIGATIONS TO THE STATE BUDGET OF THE BANK

	31/12/2023	During the year		31/12/2024
		Payable	Paid	
1. Value-added tax	(55,153)	981,043	(952,111)	(26,221)
2. Corporate income tax	3,327,286	6,005,939	(6,610,759)	2,722,466
3. Other taxes	152,488	1,707,600	(1,694,485)	165,603
4. Other obligations, fees and charges.	171,725	23,438	(23,517)	171,646
Total	3,596,346	8,718,020	(9,280,872)	3,033,494

5067
HÀNG
CỔ PHẦN
HÀNG
NAM
TP.

JOINT STOCK COMMERCIAL BANK FOR INVESTMENT AND DEVELOPMENT OF VIETNAM

BIDV Tower, 194 Tran Quan Khai Road, Hoan Kiem,
Ha Noi, Socialist Republic of Viet Nam

Separate financial Statements
Quarter IV/2024

13. OWNERS' EQUITY

13.1. Statement of changes in equity

	Charter capital	Share premium	Financial reserve	Charter capital supplementary reserve	Retained earnings	Total
Opening balance	57,004,359	14,292,382	10,082,829	5,083,515	28,707,837	115,170,922
<i>Profit after tax for the period</i>	-	-	-	-	24,026,744	24,026,744
<i>Appropriation to/Temporary appropriation to funds for the period</i>	-	-	-	10,875	(10,875)	-
<i>Change due to Increase in chartered capital</i>	11,970,794	-	-	-	(11,970,794)	-
<i>Temporary Appropriation to bonus and welfare funds</i>	-	-	-	-	(3,342,325)	(3,342,325)
<i>Exchange difference due to revaluation</i>	-	-	-	2,286	1,860	4,146
<i>Other increase</i>	-	-	-	-	20,536	20,536
Closing balance	68,975,153	14,292,382	10,082,829	5,096,676	37,432,983	135,880,023

13.2. Details of the Bank's investment capital

	Ordinary share capital	Preferred share capital	Total
<u>As at 31/12/2024</u>			
Capital contributed by the State	55,861,541	-	55,861,541
Contributed capital	13,113,612	-	13,113,612
Share premium	14,292,382	-	14,292,382
	<u>83,267,535</u>	<u>-</u>	<u>83,267,535</u>
<u>As at 31/12/2023</u>			
Capital contributed by the State	46,166,563	-	46,166,563
Contributed capital	10,837,796	-	10,837,796
Share premium	14,292,382	-	14,292,382
	<u>71,296,741</u>	<u>-</u>	<u>71,296,741</u>

13.3. Details of the Bank's shares

	31/12/2024	31/12/2023
Number of registered shares	6,897,515,268	5,700,435,900
Number of issued shares	1,311,361,185	1,083,779,633
- Ordinary shares	1,311,361,185	1,083,779,633
- Preference shares	-	-
Number of circulated shares	6,897,515,268	5,700,435,900
- Ordinary shares	6,897,515,268	5,700,435,900
- Preference shares	-	-
<i>Par value of each share</i>	<i>10.000 VND/per share</i>	<i>10.000 VND/per share</i>
<i>Unit: share</i>		

VI. Additional information for the items presented in the Income Statement

Unit: VND Million

14. INTEREST AND SIMILAR INCOME

	Current Period	Previous Period
Interest income from deposits	4,706,100	5,257,967
Interest income from loans to customers	117,829,702	133,225,741
Interest income from debt securities	8,806,071	8,596,006
- Interest income from trading securities	291,574	3,750
- Interest income from investment securities	8,514,497	8,592,256
Income from guarantee activities	2,226,240	2,289,496
Other income from credit activities	1,731,252	498,588
	<u>135,299,365</u>	<u>149,867,798</u>

15. INTEREST AND SIMILAR EXPENSES

	Current Period	Previous Period
Interest expenses for deposits	66,432,429	82,265,752
Interest expenses for borrowings	2,181,156	2,802,624
Interest expenses for valuable papers issued	9,752,866	10,443,486
Interest expenses for finance leases	5	94
Expense for other credit activities	694,808	102,817
	<u>79,061,264</u>	<u>95,614,773</u>

16. NET GAIN/LOSS FROM TRADING SECURITIES

	Current Period	Previous Period
Income from trading securities	210,591	148,697
Expenses for trading securities	(119,301)	(13,219)
	<u>91,290</u>	<u>135,478</u>

17. NET GAIN/LOSS FROM INVESTMENT SECURITIES

	Current Period	Previous Period
Income from investment securities	5,180,450	3,394,409
Expenses for investment securities	(29,421)	(2,150)
(Provision) made for investment securities	(300,484)	(520,732)
	<u>4,850,545</u>	<u>2,871,527</u>

18. INCOME FROM CAPITAL CONTRIBUTION, EQUITY INVESTMENTS

	Current Period	Previous Period
Dividends received from capital contribution, share purchase:		
- From capital contribution	205,774	327,046
	<u>205,774</u>	<u>327,046</u>

19. TOTAL OPERATING EXPENSES

	Current Period	Previous Period
1. Expenses on taxes, fees and charges	61,263	69,816
2. Employees costs:	14,669,539	13,475,321
<i>In which: - Salaries and benefits</i>	<i>11,832,172</i>	<i>10,746,379</i>
- Expenses contributed from salaries	1,095,301	1,032,137
- Allowances	1,228,335	1,202,899
- Other expenses	5,486	7,915
3. Expenses on assets	4,209,778	3,695,293
<i>In which: Depreciation and amortization expenses</i>	<i>1,208,424</i>	<i>1,203,083</i>
4. Administrative expenses	5,474,899	5,209,469
<i>In which: - Per-diem</i>	<i>273,497</i>	<i>216,219</i>
- Expenses on union activities of credit institution	28,179	28,714
5. Insurance fees for customer deposits	1,301,339	1,136,165
6. Provision/(reversal) made (excluding credit provision; allowances for decline in value of securities)	(94,741)	13,328
	25,622,077	23,599,392

VII. Other information

Unit: Million VND

20. RELATED PARTY TRANSACTIONS

Details of significant balances due to and due from related parties as at 31 December 2024 were as follows:

Related parties	Transactions	Receivables	Payables
Representatives of the Bank's owner (SBV)	The Bank's deposits at representative of owner	86,822,754	-
	Representative of owner's loan to the Bank	-	(15,835,642)
Related parties of owner (MOF and State Treasury)	Deposits of related parties of owner at the Bank (MOF and State Treasury)	-	(151,391,147)
Strategic Shareholder	Deposits of Strategic Shareholder at the Bank	-	(243,998)
	The Bank's deposits at Strategic Shareholder	595,658	-
Subsidiaries	Deposits of subsidiaries at BIDV	-	(5,382,668)
	BIDV's loan to subsidiaries	1,055,000	-
	BIDV's deposits at subsidiaries	9,710,886	-
	BIDV's receivables from subsidiaries	208,760	-
Joint-ventures	Deposits of Joint -ventures at the Bank	-	(4,750,940)
	The Bank's deposits at joint-ventures	2,563,915	-
Associates	Deposits of associates at the Bank	-	(780,318)
Managers, Members of Supervisory Board	Deposits of Managers, Members of Supervisory Board at the Bank	-	77,347
	The Bank's credit card loan to Managers, Members of Supervisory Board	992	-



21. GEOGRAPHICAL STRUCTURE OF ASSETS, LIABILITIES AND OFF-BALANCE SHEET ITEMS

	Total loan balance	Total deposit balance	Off-balance- sheet commitments	Derivatives (total contract value)	Trading and investment in scurities
Domestic	2,025,578,707	2,281,408,491	449,616,222	663,256	285,284,081
Overseas	966,219	1,328,825	44,674	-	-
	<u>2,026,544,926</u>	<u>2,282,737,316</u>	<u>449,660,896</u>	<u>663,256</u>	<u>285,284,081</u>

22. RISK MANAGEMENT POLICIES RELATED TO FINANCIAL INSTRUMENTS

On 29 November 2019, the Governor of the State Bank of Vietnam signed Decision No. 2505/QĐ-NHNN, which recognizes the Joint Stock Commercial Bank for Investment and Development of Vietnam to implement Circular No. 41/2016/TT- NHNN dated 30 December 2016 ahead of time, starting from 01 December 2019. In addition to implementing to meet the SBV's requirements on Risk Management ("RM"), with the support of consulting units, the Bank also always actively researches and develops risk management to meet the requirements of internal management and follow good practices in the world.

Market risk management, the interest rate of bank book, and liquidity are centrally managed at the head office with the organizational structure set up according to the model of 3 defense lines. The Bank has issued a complete system of policies, regulations and professional guidance manuals.

Portfolios with market risk exposures are subject to mark-to-market or mark-to-model valuations on a daily basis. The Bank has developed market risk measurement tools including position, actual and expected gains and loss, sensitivity indicators (BPV, duration, etc.); Value at risk (VaR); Retroactive test/Hypothesis test (Back test); Endurance test (Stress test) and capital requirements for market risks. Data sources and market risk measurement models are reviewed annually, hypothesis testing of VaR models and testing of market risk tolerance are also conducted every 6 months. A limit system is set up and monitored to control daily market risk, including quantitative limits (position, stop-loss, BPV, VaR) and qualitative limit (product, currency, term, etc.). The minimum required capital for market risk is determined by methods regulated by the SBV in accordance with Circular No. 41/2016/TT-NHNN dated 30 December 2016.

In order to manage credit risk, the Bank has issued and implemented internal credit policies and procedures. The Bank manages liquidity risk on the principle of ensuring the compliance with the regulations of the State Bank in the activities of credit institutions, maintaining the appropriate size and quality of highly liquid assets to ensure payment safety at all times. The measurement of liquidity risk is done through the cash flow method (liquidity gap) and the index method (including the set of indicators prescribed by the State Bank and the internal indicators); liquidity resistance test is done every 6 months. The bank has set up a limit system/warning threshold corresponding to the indicators.

Banking book interest rate risk is measured by assessing the impact on the Bank's net interest income (NII) and economic value of equity (EVE). Accordingly, the Bank establishes limits/warning thresholds of interest rate repricing gap, changes in net interest income, duration gap and fluctuations in economic value of equity to control potential impacts of banking book interest rate risk. At the same time, the Bank performs a capital endurance test against banking book interest rate risk with a method based on the advice from consultants.

The Bank has implemented application programs to automate the measurement, monitoring, and reporting of market risks, the interest rate of bank books and liquidity. The internal reporting system on market risk management, bank book interest rates, and liquidity is implemented daily, quarterly and irregularly in accordance with the regulations of the State Bank, meeting the requirements of internal management.

JOINT STOCK COMMERCIAL BANK FOR INVESTMENT AND DEVELOPMENT OF VIETNAM

BIDV Tower, 194 Tran Quan Khai Road, Hoan Kiem, Ha Noi, Socialist Republic of Viet Nam

Interim Separate financial Statements
Quarter IV/2024

23. MARKET RISK

23.1 Interest rate risk

	Over due	Non-interest bearing	Up to 1 month	From 1 to 3 months	From 3 to 6 months	From 6 to 12 months	From 1 to 5 years	Over 5 years	Total
Assets									
Cash, gold and gemstones	-	10,015,748	-	-	-	-	-	-	10,015,748
Balances with Central Banks	-	42,326,070	44,496,684	-	-	-	-	-	86,822,754
Placements with and loans to other credit institutions (*)	641	-	218,863,367	28,182,654	38,104,835	-	-	-	285,151,497
Trading securities (*)	-	-	-	238,596	-	9,005,323	-	-	9,243,919
Derivatives and other financial liabilities	-	-	1,029,563	(37,926)	(1,108,419)	(275,297)	1,055,335	-	663,256
Loans to customers and unlisted corporate bonds (*)	39,460,682	-	342,333,206	728,652,795	571,813,193	198,374,363	137,762,103	553,553	2,018,949,895
Investment securities (excluding unlisted corporate bonds) (*)	-	13,386,748	4,100,000	4,615,999	46,600,000	46,700,000	77,455,671	78,039,986	270,898,404
Long-term investments (*)	-	8,085,623	-	-	-	-	-	-	8,085,623
Fixed assets	-	11,287,876	-	-	-	-	-	-	11,287,876
Other assets (*)	436,213	47,253,743	-	-	-	-	-	-	47,689,956
Total Assets (1)	39,897,536	132,355,808	610,822,820	761,652,118	655,409,609	253,804,389	216,273,109	78,593,539	2,748,808,928
Liabilities									
Deposits and borrowings from the Government, central banks and other credit institutions	-	-	321,979,800	54,569,064	5,157,762	7,151,287	390,746	90,396	389,339,055
Deposits from customers	-	-	667,568,943	416,870,836	366,761,363	451,854,631	26,404,436	102,257	1,929,562,466
Grants, trusted funds and borrowings that the Bank bears risk	-	-	5,563,836	4,666,158	1,523,968	51,398	113,385	62,722	11,981,467
Valuable papers issued	-	-	13,293,859	17,235,122	73,484,959	82,931,729	5,487,496	6,567,000	199,000,165
Other liabilities	-	43,432,150	-	-	-	-	-	-	43,432,150
Total liabilities (2)	-	43,432,150	1,008,406,438	493,341,180	446,928,052	541,989,045	32,396,063	6,822,375	2,573,315,303
On-balance sheet interest rate sensitivity gap	39,897,536	88,923,658	(397,583,618)	268,310,938	208,481,557	(288,184,656)	183,877,046	71,771,164	175,493,625
Total interest sensitivity gap	39,897,536	88,923,658	(397,583,618)	268,310,938	208,481,557	(288,184,656)	183,877,046	71,771,164	175,493,625

(*) Excluding risk provision

JOINT STOCK COMMERCIAL BANK FOR INVESTMENT AND DEVELOPMENT OF VIETNAM

BIDV Tower, 194 Tran Quan Khai Road, Hoan Kiem,
Ha Noi, Socialist Republic of Viet Nam

Interim Separate financial Statements
Quarter IV/2024

23.2. Currency risk

Items	Converted EUR	Converted USD	Converted other currencies	Total
Assets				
Cash, gold and gemstones	174,276	1,160,449	285,374	1,620,099
Balances with Central Banks	211,470	5,815,285	-	6,026,755
Placements with and loans to other credit institutions (*)	1,259,565	26,681,292	45,524,565	73,465,422
Derivatives and other financial liabilities	721,143	18,012,357	(27,090,080)	(8,356,580)
Loans to customers (*)	1,100,298	92,415,278	925,296	94,440,872
Fixed assets	-	1,869	-	1,869
Other assets (*)	36,533	1,102,020	40,390	1,178,943
Total Assets	3,503,285	145,188,550	19,685,545	168,377,380
Liabilities				
Deposits and borrowings from the Government, central banks and other credit institutions	260,041	28,435,679	17,673,384	46,369,104
Deposits from customers	2,579,080	105,047,134	1,751,046	109,377,260
Grants, trusted funds and borrowings that the Bank bears risk	610,347	2,915,112	-	3,525,459
Valuable papers issued	-	349	-	349
Other liabilities	25,126	1,333,209	91,628	1,449,963
Capital and reserves	960	117,893	3,772	122,625
Total liabilities	3,475,554	137,849,376	19,519,830	160,844,760
On-balance-sheet currency position	27,731	7,339,174	165,715	7,532,620
Off-balance-sheet currency position	(36,124)	(9,297,198)	(112,985)	(9,446,307)
On and off-balance-sheet currency position	(8,393)	(1,958,024)	52,730	(1,913,687)

(*) Excluding risk provision

JOINT STOCK COMMERCIAL BANK FOR INVESTMENT AND DEVELOPMENT OF VIETNAM

BIDV Tower, 194 Tran Quan Khai Road, Hoan Kiem,
Ha Noi, Socialist Republic of Viet Nam

Interim Separate financial Statements
Quarter IV/2024

23.3. Liquidity Risk

Items	Overdue		Current				
	Over 3 months	Due within 3 months	Due within 1 month	From 1 to 3 months	From 3 to 12 months	From 1 to 5 years	Over 5 years
Assets							
Cash, gold and gemstones	-	-	10,015,748	-	-	-	10,015,748
Balances with Central Banks	-	-	86,822,754	-	-	-	86,822,754
Placements with and loans to other credit institutions (*)	641	-	211,503,700	25,625,246	44,247,069	3,477,501	285,151,497
Trading securities (*)	-	-	-	-	1,328,549	7,915,370	9,243,919
Derivatives and other financial liabilities	-	-	1,029,563	(37,926)	(314,816)	(13,565)	663,256
Loans to customers and unlisted corporate bonds (*)	28,092,636	11,368,046	125,102,888	453,654,271	783,784,831	266,860,056	2,018,949,895
Investment securities (excluding unlisted corporate bonds) (*)	-	-	4,100,064	4,625,466	93,318,118	80,193,888	270,898,404
Long-term investments (*)	-	-	-	-	-	-	8,085,623
Fixed assets	-	-	-	-	-	-	11,287,876
Other assets (*)	436,213	-	5,972,603	14,717,509	19,777,498	3,343,095	47,689,956
Total Assets (1)	28,529,490	11,368,046	444,547,320	498,584,566	942,141,249	361,776,345	2,748,808,928
Liabilities							
Deposits and borrowings from the Government, central banks and other credit institutions	-	-	316,454,162	54,623,922	17,789,333	394,310	389,339,055
Deposits from customers	-	-	34,356,118	446,479,812	864,254,906	584,369,373	1,929,562,466
Grants, trusted funds and borrowings that the Bank bears risk	-	-	563,200	105,993	905,422	5,494,108	11,981,467
Valuable papers issued	-	-	10,102,586	13,885,029	120,405,407	9,467,496	199,000,165
Other liabilities	-	-	7,943,755	11,087,561	23,219,601	1,180,773	43,432,150
Total liabilities (2)	-	-	369,419,821	526,182,317	1,026,574,669	600,906,060	2,573,315,303
Net Liquidity Gap = (1) - (2)	28,529,490	11,368,046	75,127,499	(27,597,751)	(84,433,420)	(239,129,715)	175,493,625

(*) Excluding risk provision

24. EXCHANGE RATES OF APPLICABLE FOREIGN CURRENCIES AGAINST VND AT THE END OF THE PERIOD

Currency	31/12/2024	31/12/2023
USD	25,450	24,260
EUR	26,709	27,013
GBP	32,086	30,983
CHF	28,279	28,782
JPY	162.91	172.62
SGD	18,761	18,404
CAD	17,777	18,342
AUD	15,873	16,610

Hanoi, January 23, 2025

Prepared by

Chief Accountant

Senior Executive Vice President






Nguyen Thi Huong Giang

Bui Thi Hoa

Nguyen Thien Hoang



NGÂN HÀNG TMCP ĐẦU TƯ
VÀ PHÁT TRIỂN VIỆT NAM
*BANK FOR INVESTMENT AND
DEVELOPMENT OF VIETNAM, JSC.*

CỘNG HÒA XÃ HỘI CHỦ NGHĨA VIỆT NAM
Độc lập - Tự do - Hạnh phúc
THE SOCIALIST REPUBLIC OF VIETNAM
Independence – Freedom – Happiness

Số: 627/BIDV-KT
Biên động LNST tại BCTC Quý 4 và lũy
kể năm 2024

*Fluctuations in After-Tax Profit in the
Financial Statements for Quarter IV and
Cumulative Year 2024*

Hà Nội, ngày 24 tháng 01 năm 2025

Hanoi, January 24th, 2025

Kính gửi:

- Ủy ban Chứng khoán Nhà nước
- Sở Giao dịch chứng khoán Việt Nam
- Sở Giao dịch chứng khoán TP Hồ Chí Minh
- Sở Giao dịch chứng khoán TP Hà Nội

To:

- State Securities Commission
- Vietnam Stock Exchange
- Ho Chi Minh Stock Exchange
- Hanoi Stock Exchange

Theo quy định về việc công bố thông tin của các công ty niêm yết, tại Điều 14, Thông tư 96/2020/TT-BTC, “Khi công bố thông tin các báo cáo tài chính nêu tại khoản 1, 2, 3 Điều này, tổ chức niêm yết, công ty đại chúng quy mô lớn phải đồng thời giải trình nguyên nhân khi Lợi nhuận sau thuế thu nhập doanh nghiệp tại Báo cáo kết quả hoạt động kinh doanh của kỳ công bố thay đổi từ 10% trở lên so với báo cáo cùng kỳ năm trước...”.

According to the regulations on information disclosure for listed companies, Article 14 of Circular 96/2020/TT-BTC states: “When disclosing information about financial statements specified in Clauses 1, 2 and 3 of this Article, the organization that has shares listed or large-scale public company shall be required to provide explanation from the occurrence of After-tax profit shown in the income statement of the reporting period increases/decreases by at least 10 compared to that of the same reporting period in the previous year...”.

Kết quả hoạt động kinh doanh, LNST trên BCTC riêng lẻ và hợp nhất Quý 4 năm 2024 và cả năm 2024 của BIDV tăng trưởng trên 10% so với cùng kỳ năm 2023, chi tiết theo bảng dưới đây:

The business performance results and after-tax profit reflected in the separate and consolidated financial statements for Quarter IV year 2024 and cumulative for the year ended December 31, 2024 demonstrate growth exceeding 10% compared to the corresponding reporting periods of 2023, as presented in the table below:

¹ “Nội dung giải trình này được công bố kèm theo Báo cáo tài chính của BIDV phát hành ngày 13/01/2025”
This explanatory note is disclosed along with the financial statements of BIDV issued on January 13, 2025.”

Đơn vị: triệu VND/Unit: Million VND

Chỉ tiêu/ Items	Quý 4/ Quarter IV			Cả năm/ Cumulative for the year		
	Quý/ Quarter 4/2024	Quý/ Quarter 4/2023	Tăng trưởng/ Growth	2024	2023	Tăng trưởng/ Growth
LNST riêng lẻ/ Separate after-tax profit	7.173.708	6.324.805	13,42%	24.026.744	21.374.934	12,41%
LNST hợp nhất/ Consolidated after- tax profit	7.464.125	6.140.328	21,56%	25.121.739	21.977.141	14,31%

Thực hiện theo quy định trên, Ngân hàng TMCP Đầu tư và Phát triển Việt Nam (BIDV) giải trình biến động lợi nhuận như sau: “Lợi nhuận sau thuế riêng lẻ và Lợi nhuận sau thuế hợp nhất Quý 4 năm 2024 và cả năm 2024 tăng so với năm trước do ngân hàng gia tăng quy mô gắn với chuyển dịch cơ cấu hoạt động, kiểm soát tốt chất lượng tín dụng, quản lý chi phí hiệu quả theo chủ trương của Chính phủ và NHNN”.¹

In compliance with the above regulation, Joint Stock Commercial Bank for Investment and Development of Vietnam, JSC. provides the following explanation for the profit fluctuations: “The separate after-tax profit and consolidated after-tax profit for Quarter IV year 2024 and cumulative for the year ended December 31, 2024 increased compared to the previous year due to the bank’s expansion in scale, accompanied by a strategic shift in its operational structure, effective credit quality control, and efficient cost management in line with the directives of the Government and the State Bank.”¹

BIDV báo cáo để Quý Cơ quan và Quý Nhà đầu tư được rõ.

BIDV respectfully submits this report for the awareness and consideration of the esteemed regulatory authorities and distinguished investors..

Trân trọng.

Sincerely./.

Nơi nhận/Recipients (...b):

- Như trên/As above;
- KH, TKHQQT, VP/Planning Department, Secretariat & Investor Relations, BIDV office;
- Lưu KT/Archive: Accounting Department.

**KT. TỔNG GIÁM ĐỐC
PHÓ TỔNG GIÁM ĐỐC
ON BEHALF OF THE CEO
SENIOR EXECUTIVE VICE PRESIDENT**



Nguyễn Thiên Hoàng

¹ “Nội dung giải trình này được công bố kèm theo Báo cáo tài chính của BIDV phát hành ngày 23/01/2025”
This explanatory note is disclosed along with the financial statements of BIDV issued on January 23, 2025.”