



CÔNG BỐ THÔNG TIN ĐỊNH KỲ BÁO CÁO TÀI CHÍNH PERIODIC DISCLOSURE OF FINANCIAL STATEMENTS

Kính gửi/To: Sở Giao dịch Chứng khoán Hà Nội/ Hanoi Stock Exchange

Thực hiện quy định tại khoản 3 Điều 14 Thông tư số 96/2020/TT-BTC ngày 16/11/2020 của Bộ Tài chính hướng dẫn công bố thông tin trên thị trường chứng khoán, CTCP Tập đoàn Bamboo Capital thực hiện công bố thông tin báo cáo tài chính (BCTC) Riêng lẻ và Hợp nhất Quý 4 năm 2024 với Sở Giao dịch Chứng khoán Hà Nội như sau:

Pursuant to the provisions of Clause 3, Article 14 of Circular No. 96/2020/TT-BTC dated November 16, 2020, of the Ministry of Finance guiding information disclosure on the stock market, Bamboo Capital Group Joint Stock Company shall disclose the Standalone and Consolidated financial statements for the fourth quarter of the year 2024 to the Hanoi Stock Exchange as follows:

1. Tên tổ chức: Công ty Cổ phần Tập đoàn Bamboo Capital

Organization name: Bamboo Capital Group JSC

- Mã chứng khoán/ Stock ticker: BCG
- Địa chỉ/ Address: 27C Quốc Hương, P. Thảo Điền, Tp. Thủ Đức, Tp. Hồ Chí Minh
- Điện thoại liên hệ/Tel: (028) 62 680 680 Fax: (028) 62 9911 88
- Email: Irbcg@bamboocap.com.vn Website: <https://bamboocap.com.vn/>

2. Nội dung thông tin công bố/ Disclosure of information

Báo cáo tài chính Riêng lẻ và Hợp nhất Quý 4 năm 2024/ Standalone and Consolidated Financial Statements for Q4 2024

BCTC riêng/ Standalone financial statements (TCNY không có công ty con và đơn vị kế toán cấp trên có đơn vị trực thuộc/ Listed organizations without subsidiaries and the superior accounting unit with affiliated units);

BCTC hợp nhất/ Consolidated financial statements (TCNY có công ty con/ Listed organizations with subsidiaries);

BCTC tổng hợp/ Consolidated financial statements (TCNY có đơn vị kế toán trực thuộc tổ chức bộ máy kế toán riêng/ Listed organizations with their own accounting units and accounting apparatus.).

- Các trường hợp thuộc diện phải giải trình nguyên nhân/ Cases that require explanation:



+ Tổ chức kiểm toán đưa ra ý kiến không phải là ý kiến chấp nhận toàn phần đối với BCTC/ *The audit organization has issued an opinion that is not an unqualified opinion regarding the financial statements (đối với BCTC đã được soát xét/kiểm toán/ for reviewed/audited financial statements):*

Có/Yes

Không/No

Văn bản giải trình trong trường hợp tích có/ *Explanation document (if applicable):*

Có/Yes

Không/No

+ Lợi nhuận sau thuế trong kỳ báo cáo có sự chênh lệch trước và sau kiểm toán từ 5% trở lên, chuyển từ lỗ sang lãi hoặc ngược lại (đối với BCTC được kiểm toán)/ *Profit after tax in the reporting period shows a variance of 5% or more before and after the audit or shifts between profit and loss (for audited financial statements):*

Có/Yes

Không/No

Văn bản giải trình trong trường hợp tích có/ *Explanation document (if applicable):*

Có/Yes

Không/No

+ Lợi nhuận sau thuế thu nhập doanh nghiệp tại báo cáo kết quả kinh doanh của kỳ báo cáo thay đổi từ 10% trở lên so với báo cáo cùng kỳ năm trước/ *After-tax corporate income profit in the reporting period changes by 10% or more compared to the same period last year:*

Có/Yes

Không/No

Văn bản giải trình trong trường hợp tích có/ *Explanation document (if applicable):*

Có/Yes

Không/No

+ Lợi nhuận sau thuế trong kỳ báo cáo bị lỗ, chuyển từ lãi ở báo cáo cùng kỳ năm trước sang lỗ ở kỳ này hoặc ngược lại/ *After-tax profit in the reporting period shows a loss, shifting from profit in the same period last year to a loss this period, or vice versa:*

Có/Yes

Không/No

Văn bản giải trình trong trường hợp tích có / *Explanation document (if applicable):*

Có/Yes

Không/No

Thông tin này đã được công bố trên trang thông tin điện tử của công ty vào ngày: 24/01/2025 tại đường dẫn: <https://bamboocap.com.vn/quan-he-nha-dau-tu/cong-bo-thong-tin/2024-2>

This information was published on the company's website on: Jan 24, 2025 at the link: <https://bamboocap.com.vn/quan-he-nha-dau-tu/cong-bo-thong-tin/2024-2>

Tài liệu đính kèm/ Attached documents:

-BCTC riêng lẻ và Hợp nhất Quý 4 năm 2024/ *Financial statements (Standalone and Consolidated) for Q4 2024*

- Văn bản giải trình biến động kết quả SXKD Quý 4 năm 2024/ *Explanatory document on fluctuations in business results for Q4 2024*

**NGƯỜI ĐẠI DIỆN THEO PHÁP LUẬT/
LEGAL REPRESENTATIVE**

**TỔNG GIÁM ĐỐC/
CHIEF EXECUTIVE OFFICER**



NGUYỄN TÙNG LÂM

CTCP TẬP ĐOÀN
BAMBOO CAPITAL
BAMBOO CAPITAL GROUP
JOINT STOCK COMPANY

CỘNG HÒA XÃ HỘI CHỦ NGHĨA VIỆT NAM
Độc lập – Tự do – Hạnh phúc
SOCIALIST REPUBLIC OF VIETNAM
Independence – Freedom – Happiness

-----***-----

Số/No.: 09/2025/CV-BCG
V/v: Giải trình biến động kết quả SXKD
Q4/2024
Re: Explanation on change of Q4/2024
business performance

-----***-----

TP.HCM, ngày 24 tháng 01 năm 2025
Ho Chi Minh City, January 24, 2025

Kính gửi: ỦY BAN CHỨNG KHOÁN NHÀ NƯỚC
SỞ GIAO DỊCH CHỨNG KHOÁN TP. HCM
SỞ GIAO DỊCH CHỨNG KHOÁN HÀ NỘI

To: THE STATE SECURITIES COMMISSION OF VIETNAM
HO CHI MINH CITY STOCK EXCHANGE
HANOI STOCK EXCHANGE

Căn cứ theo Thông tư số 96/2020/TT-BTC ký ngày 16/11/2020 của Bộ Tài Chính về Công bố thông tin trên thị trường chứng khoán; CTCP Tập đoàn Bamboo Capital (BCG) xin giải trình với Quý Sở, Quý Ủy ban về chênh lệch lợi nhuận sau thuế trong BCTC riêng lẻ và hợp nhất Q4/2024 như sau:

In accordance with Circular No. 96/2020/TT-BTC dated November 16, 2020, issued by the Ministry of Finance regarding information disclosure in the securities market, Bamboo Capital Group JSC (BCG) respectfully provides the following explanation to the Stock Exchanges and the State Securities Commission regarding the change in Net profit after tax in the Separate and Consolidated Financial statements for Q4/2024:

Đơn vị tính: đồng
Unit: dong

Loại Báo cáo tài chính/ <i>Financial Statements</i>	Lợi nhuận sau thuế thu nhập doanh nghiệp <i>Net profit after tax</i>			
	Q4/2024	Q4/2023	Chênh lệch (1) so với (2)	Tỷ lệ chênh lệch (1) so với (2)

			<i>(1) compared to (2)</i>	<i>Ratio of (1) compared to (2)</i>
	(1)	(2)	(3) = (1) - (2)	(4) = (3)/(2)*100
BCTC riêng lẻ/ <i>Separate Financial Statements</i>	30.554.341.942	14.385.380.608	16.168.961.334	112,4%
BCTC hợp nhất/ <i>Consolidated Financial Statements</i>	96.473.365.772	3.363.564.903	93.109.800.869	2.768,2%

Giải trình của công ty như sau:

Đối với Báo cáo tài chính riêng lẻ: Lợi nhuận sau thuế của Công ty mẹ đạt 30,6 tỷ đồng, tăng 112,4% so với cùng kỳ năm 2023 chủ yếu do doanh thu tài chính trong kỳ tăng và hoàn nhập chi phí dự phòng các khoản đầu tư.

Đối với Báo cáo tài chính hợp nhất: Lợi nhuận sau thuế đạt 96,5 tỷ đồng, tăng 2.768,2% so với cùng kỳ năm 2023. Nguyên nhân chủ yếu đến từ chi phí lãi vay Q4/2024 giảm đáng kể so với cùng kỳ năm trước nhờ vào các nỗ lực chủ động kiểm soát nợ vay của Công ty và ghi nhận lợi nhuận từ các khoản đầu tư ở công ty liên kết.

The company's explanation is as follows:

For the separate financial statements: The parent company's net profit after tax reached VND 30.6 billion, representing a 112.4% increase compared to the same period in 2023, mainly due to the growth in financial income during the period and the reimbursement of provisions for investment impairments.

For the consolidated financial statements: The net profit after tax reached VND 96.5 billion, marking a 2,768.2% increase compared to the same period in 2023. This was mainly attributed to a significant reduction in interest expenses in Q4/2024 compared to the previous year, driven by the company's proactive efforts in managing debt, as well as the recognition of profits from investments in associated companies.

Công ty xin báo cáo đề Quý Ủy ban và Sở được biết.

Xin trân trọng cảm ơn.

The company respectfully reports for the consideration of the esteemed Securities Commission and Stock Exchanges.

Sincerely.



Nơi nhận/Recipients:

- Như trên/As above
- Lưu/Store: VP

CÔNG TY CP TẬP ĐOÀN
BAMBOO CAPITAL

BAMBOO CAPITAL GROUP JSC

TỔNG GIÁM ĐỐC/CEO



NGUYỄN TÙNG LÂM



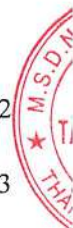
BAMBOO CAPITAL GROUP JOINT STOCK COMPANY

Separate financial statements

Quarter 4 of 2024

TABLE OF CONTENT

Contents	Pages
SEPARATE FINANCIAL STATEMENTS	
- Separate balance sheet	01-02
- Separate income statement	03
- Separate cash flow statement	04-05
- Notes to the separate financial statements	06-43



Form B 01a – DN

SEPARATE BALANCE SHEET

As at December 31, 2024

Currency: VND

Items	Code	Note	As at 31/12/2024	As at 01/01/2024
A. CURRENT ASSETS	100		378,124,922,250	135,094,424,903
I. Cash and cash equivalents	110	V.01	242,301,477,397	23,082,984,226
1. Cash	111		242,296,477,397	12,672,984,226
2. Cash equivalents	112		5,000,000	10,410,000,000
II. Short-term investments	120	V.05	720,000,000	1,700,000,000
1. Held-to-maturity investments	123		720,000,000	1,700,000,000
III. Current accounts receivable	130		108,604,115,013	110,142,066,478
1. Short-term trade receivables	131	V.02	7,643,900,000	20,913,010,602
2. Short-term prepayments to suppliers	132	V.03	8,792,625,921	5,843,111,360
3. Short-term loan receivables	135	V.04	52,360,239,000	6,152,000,000
4. Other short-term receivables	136	V.06	39,807,350,092	77,233,944,516
IV. Inventories	140		24,521,280,000	-
1. Inventories	141		24,521,280,000	-
V. Other current assets	150		1,978,049,840	169,374,199
1. Short-term prepaid expenses	151	V.09	1,100,192,718	168,310,422
2. Value added tax deductibles	152		876,793,345	-
3. Taxes and other receivables from State budget	153	V.13	1,063,777	1,063,777
B. NON-CURRENT ASSETS	200		9,959,207,488,957	10,480,299,258,926
I. Long-term receivables	210		265,171,827,373	594,826,827,373
1. Long-term loan receivables	215	V.04	264,445,000,000	594,100,000,000
2. Other long-term receivables	216	V.06	726,827,373	726,827,373
II. Fixed assets	220		6,399,963,532	8,311,147,297
1. Tangible fixed assets	221	V.07	4,317,616,864	5,963,090,629
- Cost	222		13,356,470,200	13,794,873,837
- Accumulated depreciation	223		(9,038,853,336)	(7,831,783,208)
2. Intangible fixed asset	227	V.08	2,082,346,668	2,348,056,668
- Cost	228		2,734,054,546	2,734,054,546
- Accumulated amortization	229		(651,707,878)	(385,997,878)
III. Investment properties	230		-	-
IV. Long-term assets in progress	240		-	-
V. Long-term investments	250	V.05	9,684,980,049,164	9,874,226,292,638
1. Investments in subsidiaries	251		9,467,823,601,445	9,860,571,501,445
2. Investments in associates, joint ventures	252		282,700,000,000	110,894,000,000
3. Investments in other entities	253		1,679,676,293	1,679,676,293
4. Provisions for long-term investments	254		(67,223,228,574)	(98,918,885,100)

Form B 01a – DN

SEPARATE BALANCE SHEET

As at December 31, 2024

Currency: VND

Items	Code	Note	As at 31/12/2024	As at 01/01/2024
VI. Other long-term assets	260		2,655,648,888	2,934,991,618
1. Long-term prepaid expenses	261	V.09	2,655,648,888	2,934,991,618
TOTAL ASSETS	270		10,337,332,411,207	10,615,393,683,829
<hr/>				
Items	Code	Note	As at 31/12/2024	As at 01/01/2024
C. LIABILITIES	300		1,401,064,330,703	4,391,915,814,958
I. Current liabilities	310		679,707,108,815	2,330,596,780,515
1. Short-term trade payables	311	V.12	33,559,074,351	19,229,406,817
2. Taxes and other payables to State budget	313	V.13	635,381,188	377,473,419
3. Payables to employees	314		368,000,000	2,391,121,426
4. Short-term accrued expenses	315	V.14	29,970,971,233	34,592,945,115
5. Other short-term payables	319	V.15	107,390,361,952	2,232,720,193,960
6. Short-term borrowings and finance lease liabilities	320	V.10;11	507,783,320,091	41,285,639,778
II. Long-term liabilities	330		721,357,221,888	2,061,319,034,443
1. Other long-term payables	337	V.15	716,200,400,000	1,563,052,000,000
2. Long-term borrowings and finance lease liabilities	338	V.10;11	5,156,821,888	498,267,034,443
D. EQUITY	400	V.16	8,936,268,080,504	6,223,477,868,871
I. Owner's equity	410		8,936,268,080,504	6,223,477,868,871
1. Contributed capital	411		8,802,106,440,000	5,334,676,220,000
- Ordinary shares with voting rights	411a		8,802,106,440,000	5,334,676,220,000
2. Share premium	412		66,391,692,000	866,926,422,000
3. Undistributed earnings	421		67,769,948,504	21,875,226,871
- Undistributed Profit after tax of the previous years	421a		21,875,226,871	20,993,050,608
- Undistributed Profit after tax of current year	421b		45,894,721,633	882,176,263
II. Funding sources and other funds	430		-	-
TOTAL RESOURCES	440		10,337,332,411,207	10,615,393,683,829


Prepared, January 24, 2024

Preparer

Chief Accountant

Vice Chairman



Huynh Minh Trung

Pham Huu Quoc

Pham Minh Tuan

(According to Power of Attorney No. 05/2024/UQ-HĐQT-BCG dated May 21, 2024)

SEPARATE INCOME STATEMENT

Quarter 4/2024


Currency: VND

Items	Code	Note	Quarter 4/2024	Quarter 4/2023	From 01/01/2024 to 31/12/2024	From 01/01/2023 to 31/12/2023
1. Revenues from sales and services rendered	01	VI.01	8,100,000,000	9,325,500,000	33,782,500,000	83,529,663,440
2. Revenue deductions	02		-	-	-	-
3. Net revenues from sales and services rendered	10		8,100,000,000	9,325,500,000	33,782,500,000	83,529,663,440
4. Cost of goods sold and services rendered	11	VI.02	4,642,811,046	3,266,449,363	20,143,258,735	12,231,841,121
5. Gross profits from sales and services rendered	20		3,457,188,954	6,059,050,637	13,639,241,265	71,297,822,319
6. Financial income	21	VI.03	31,007,934,323	24,000,721,311	116,860,525,391	82,935,744,826
7. Financial expenses	22	VI.04	(12,560,626,680)	(1,648,225,023)	27,069,563,763	99,282,820,699
+ Including: Interest expenses	23		13,988,084,652	16,590,414,596	58,022,483,793	75,442,091,543
8. Selling expenses	25		-	-	-	-
9. General and administration expenses	26	VI.05	16,071,408,015	17,280,371,163	56,730,565,094	53,425,297,096
10. Net profits from operating activities	30		30,954,341,942	14,427,625,808	46,699,637,799	1,525,449,350
11. Other income	31		-	-	100,000,000	-
12. Other expenses	32	V.06	400,000,000	14,083,200	904,916,166	615,111,087
13. Net other profits	40		(400,000,000)	(14,083,200)	(804,916,166)	(615,111,087)
14. Net accounting profit before tax	50		30,554,341,942	14,413,542,608	45,894,721,633	910,338,263
15. Current corporate income tax expenses	51	VI.08	-	28,162,000	-	28,162,000
16. Deferred corporate income tax expenses	52		-	-	-	-
17. Profits after corporate income tax	60		30,554,341,942	14,385,380,608	45,894,721,633	882,176,263

Preparer


Huynh Minh Truong

Chief Accountant


Pham Huu Quoc



Form B 03a – DN

SEPARATE CASH FLOW STATEMENT

(Indirect method)

From 01/01/2024 to 31/12/2024

Currency: VND

Items	Code	Note	From 01/01/2024 to 31/12/2024	From 01/01/2023 to 31/12/2023
I. Cash flows from operating activities				
1. Profit before tax	01		45,894,721,633	910,338,263
2. Adjustments for				
- Depreciation of fixed assets and investment properties	02		2,015,380,128	2,070,074,858
- (Reversal of provisions)/provisions	03		(31,695,656,526)	(12,988,273,008)
- (Foreign exchange gain)/loss from the revaluation of monetary items denominated in	04		(953,264)	(902,700)
- (Gains)/losses on investing activities	05		(114,636,201,912)	(42,287,847,532)
- Interest expenses	06		59,033,019,550	76,142,091,539
3. Operating profit before changes in working capital	08		(39,389,690,391)	23,845,481,420
- (Increase)/decrease in receivables	09		52,496,180,637	23,649,664,519
- (Increase)/decrease in inventories	10		(24,521,280,000)	40,000,000
- Increase/(decrease) in payables (exclusive of interest payables, corporate income tax payables)	11		(2,959,102,485,216)	(225,935,710,382)
- (Increase)/decrease in prepaid expenses	12		(652,539,566)	75,491,517
- Interest paid	14		(63,469,486,351)	(74,448,881,931)
- Corporate income tax paid	15			(28,162,000)
Net cash flows from operating activities	20		(3,034,639,300,887)	(252,802,116,857)
II. Cash flows from investing activities				
1. Purchase or construction of fixed assets and other long-term assets	21		(104,196,363)	(443,631,818)
2. Proceeds from disposals of fixed assets and other long-term assets	22		100,000,000	557,000,000
3. Loans and purchase of debt instruments from other entities	23		(797,750,478,000)	(110,252,000,000)
4. Collections from borrowers and proceeds from sale of debt instruments of other entities	24		1,082,177,239,000	12,500,000,000
5. Payments for investments in other entities	25		(198,058,100,000)	-
6. Proceeds from sale of investments in other entities	26		419,000,000,000	362,555,989,800
7. Interest and dividends received	27		108,909,418,395	77,460,775,256
Net cash flows from investing activities	30		614,273,883,032	342,378,133,238

Form B 03a – DN

SEPARATE CASH FLOW STATEMENT

(Indirect method)

From 01/01/2024 to 31/12/2024

Currency: VND

Items	Code	Note	From 01/01/2024 to 31/12/2024	From 01/01/2023 to 31/12/2023
III. Cash flows from financial activities				
1. Proceeds from issue of shares and capital contribution	31		2,666,895,490,000	-
2. Proceeds from borrowings	33		53,830,933,950	50,199,014,081
3. Repayments of borrowings	34		(81,143,466,188)	(142,067,614,518)
4. Dividends paid	36		-	(349,473,000)
Net cash flows from financial activities	40		2,639,582,957,762	(92,218,073,437)
Net cash flows during the period	50		219,217,539,907	(2,642,057,056)
Cash and cash equivalents at the beginning of the year	60		23,082,984,226	25,724,138,582
Impact of changes in foreign exchange rates on currency translation	61		953,264	902,700
Cash and cash equivalents at the end of the period	70	VII	242,301,477,397	23,082,984,226

Prepared, January 24, 2024

Preparer

Chief Accountant

Vice Chairman





Huynh Minh Truong

Pham Huu Quoc

Pham Minh Tuan

(According to Power of Attorney No. 05/2024/UQ-HDQT-BCG dated May 21, 2024)

NOTES TO THE SEPARATE FINANCIAL STATEMENTS

I. CORPORATE INFORMATION

1. Form of ownership

Bamboo Capital Group Joint Stock Company is a Joint Stock Company, operated under the Enterprise Registration Certificate No. 0311315789 issued by Department of Planning and Investment of Ho Chi Minh City for the first time on 07/11/2011 and the 31th changed licence on 22/08/2024.

The charter capital of the Company under the Enterprise Registration Certificate is: VND 8,802,106,440,000

Contributed charter capital as at December 31, 2024: VND 8,802,106,440,000

Head office: No.27C, Quoc Huong Street, Thao Dien Ward, Thu Duc City, Ho Chi Minh City, Viet Nam.

The Company's shares are currently listed on the Ho Chi Minh Stock Exchange under the code "BCG".

2. Operating industry

Production, commerce, services.

3. Principal activities

Management consultancy activities (except for financial, accounting and legal consultancy). Investment consultancy activities (except for financial, accounting and legal consultancy). Other construction installation (except for mechanical processing, waste recycling, electroplating at the headquarters). Wholesale of other machinery and equipment (except for not carrying out goods distribution activities that economic organizations with foreign investors are not entitled to distribute as prescribed in Circular 34/2013/TT-BTC dated 24/12/2013). Wholesale of food, Details: Wholesale of milk, dairy products, confectionery and products processed from cereals, flour, starch, coffee, cocoa (except for not carrying out goods distribution activities that economic organizations with foreign investors are not entitled to distribute as prescribed in Circular 34/2013/TT-BTC dated 24/12/2013) (inactive at headquarters). Real estate activities (except: not carrying out investment activities to build cemetery or cemetery infrastructure to transfer land use rights associated with infrastructure), trading of own or rented property and land use rights. Wholesale of agricultural raw materials (except wood, bamboo) and live animals. Sale of motorcycle parts and accessories. Renting and leasing of automobiles. Maintenance and repair of motor vehicles and other motor vehicles (except for mechanical processing, waste recycling, electroplating at headquarters). Construction of roads and railways. Construction of buildings. Construction of utility projects. Construction of other civil engineering projects. Site preparation. Other construction installation. Building completion and finishing. Other specialized construction activities. Mining of other non-ferrous metal ores. Quarrying of stone, sand, gravel and clay. Electric power generation, transmission and distribution. Wholesale of construction materials and other installation equipment. Sawmilling, planing and preserving of wood. Manufacture of veneer, plywood and veneer panels. Manufacture of builders' carpentry and joinery. Mining of iron ores. Mining of uranium and thorium ores. Provide non-life insurance products and investment activities.

4. Normal operating cycle of the Company is generally within 12 months

5. Operating characteristics of the Company during the year that affect separate financial statements

None of the materially impactful operational characteristics required to be disclosed in these separate financial statements.

6. The number of employees: As at 31/12/2024, the Company has 92 employees (As at 31/12/2023: 83 employees).

BAMBOO CAPITAL GROUP JOINT STOCK COMPANY

No.27C, Quoc Huong Street, Thao Dien Ward, Thu Duc City, Ho Chi Minh City

Separate Financial Statements
Quarter 4/2024**7. Company structures**

As at 31/12/2024, Bamboo Capital Group Joint Stock Company has 01 (one) representative office, 09 (nine) directly controlled subsidiaries, and 31 (thirty-one) indirectly controlled subsidiaries through its subsidiaries. In addition, the Company has 02 (two) directly owned associate companies and 12 (Twelve) indirectly owned associate companies through its subsidiaries. Details as followed:

a. Representative office

Name	Address
Representative office of Bamboo Capital Joint Stock Company in Ha Noi City	No.44, Nguyen Thai Hoc Street, Dien Bien Ward, Ba Dinh District, Ha Noi City.

b. Subsidiaries

Name	Address	Principal activities	As at 31/12/2024		As at 01/01/2024	
			Voting right	Equity interest	Voting right	Equity interest
Tracodi Construction Holdings Joint Stock Company (Former name: Transport and Industry Development Investment Joint Stock Company) (1)	Ho Chi Minh City	Construction of roads	51.70%	43.90%	51.70%	43.90%
Nguyen Hoang Development Joint Stock Company	Binh Dinh Province	Manufacture of furniture	55.64%	53.29%	55.64%	53.29%
BCG Land Joint Stock Company (2)	Ho Chi Minh City	Construction of residential buildings	71.53%	66.24%	71.53%	66.24%
BCG Energy Joint Stock Company (3)	Ho Chi Minh City	Electric power generation	51.41%	47.71%	50.66%	50.66%
Cat Trinh Industrial Area BCG Joint Stock Company	Binh Dinh Province	Trading of own or rented property and land use rights	80.00%	80.00%	80.00%	80.00%
BCG Financial Joint Stock Company	Ho Chi Minh City	Other financial service activities n.e.c (except insurance and social insurance)	80.00%	80.00%	80.00%	80.00%
AAA Insurance Corporation (4)	Ho Chi Minh City	Provide non-life insurance products and carry out investment activities	75.79%	73.86%	80.64%	78.71%
Helios Village Company Limited (5)	Dak Nong Province	Trading of own or rented property and land use rights	-	-	100.00%	100.00%
Phoenix Mountain Company Limited	Binh Dinh Province	Short-term accommodation activities	100.00%	86.59%	100.00%	86.59%
Tipharco Pharmaceutical Joint Stock Company (6)	Tien Giang Province	Manufacture of pharmaceuticals, medicinal chemical and botanical products	51.14%	21.01%	-	-

BAMBOO CAPITAL GROUP JOINT STOCK COMPANY

No.27C, Quoc Huong Street, Thao Dien Ward, Thu Duc City, Ho Chi Minh City

Separate Financial Statements

Quarter 4/2024

b. Subsidiaries (Continued)

- (1) According to the documents of voting authorizations dated 13 June 2023, and 01 January 2024, the Shareholders of the Tracodi Construction Holdings Joint Stock Company have authorized approximately 7.8% of voting rights to the Company. As a result, Bamboo Capital Group Joint Stock Company holds 51.7% of the voting rights in this company.
- (2) According to the documents of voting authorization dated 06 June 6 2024, Bamboo Capital Group Joint Stock Company has authorized 11% of the voting rights at BCG Land Joint Stock Company to the Tracodi Construction Holdings Joint Stock Company. The total direct and indirect voting rights that Bamboo Capital Group Joint Stock Company holds in BCG Land Joint Stock Company amounts to 71.53% of the voting rights.
- (3) According to the Board of Directors' Resolution No. 48/2024/NQ-HDQT-BCG dated 03 June 2024, Bamboo Capital Group Joint Stock Company divested a capital contribution equivalent to 2.95% of the ownership capital in BCG Energy Joint Stock Company, reducing its ownership percentage to 47.71%.
According to the documents of voting authorizations dated 11 June 2024, the shareholders of BCG Energy Joint Stock Company authorized approximately 3.7% of the voting rights to the Company. As a result, Bamboo Capital Group Joint Stock Company holds 51.41% of the voting rights in this company.
- (4) According to the Board of Directors' Resolution No. 06/2024/NQ-HDQT-BCG dated 18 January 2024, Bamboo Capital Group Joint Stock Company made an additional capital contribution to AAA Insurance Corporation through a rights issue offered to existing shareholders, as per the notification No. 01/2024/TB-AAA/HDQT from AAA Insurance Corporation. The additional investment during this period amounted to VND 193,058,100,000, equivalent to 19,305,810 shares, increasing the ownership percentage after the capital contribution to 66.15%. Additionally, the Company holds indirect voting rights through its subsidiary at 9.64%, raising its total voting rights to 75.79%.
- (5) According to the Board of Directors' Resolution No. 03/2024/NQ-HDQT-BCG dated 11 January 2024, the Company divested a capital contribution equivalent to 51% of the charter capital in Helios Village LLC, reducing its ownership to 49%. As a result, the relationship with Helios Village has been reclassified from an investment in a subsidiary to an Investments in associate, joint venture.
- (6) According to the proxy voting authorizations dated April 5, 2024, the shareholders of Tipharco Pharmaceutical Joint Stock Company authorized approximately 30.13% of the voting rights to the Company. As a result, Bamboo Capital Group Joint Stock Company holds 51.14% of the voting rights in this company. Consequently, the relationship with Tipharco Pharmaceutical Joint Stock Company has been reclassified from Investments in associates, joint ventures to Investment in subsidiary.

BAMBOO CAPITAL GROUP JOINT STOCK COMPANY

No.27C, Quoc Huong Street, Thao Dien Ward, Thu Duc City, Ho Chi Minh City

Separate Financial Statements
Quarter 4/2024

c. Indirect subsidiaries

Name	Address	Principal activities	As at 31/12/2024		As at 01/01/2024	
			Voting right	Equity interest	Voting right	Equity interest
An Giang Real Estate Joint Stock Company	An Giang Province	Quarrying of stone, sand, gravel and clay	51.00%	21.95%	51.00%	21.95%
Life Purity Joint Stock Company	Ho Chi Minh City	Water collection, treatment and supply	51.00%	22.39%	51.00%	22.39%
TCD Plus Joint Stock Company	Ho Chi Minh City	Trading of own or rented property and land use rights	80.00%	35.12%	80.00%	35.12%
Vietnam Taxi Company Limited	Ho Chi Minh City	Other urban and suburban passenger land transport (except transport by buses)	51.00%	22.39%	51.00%	22.39%
Tracodi E&C Company Limited	Ho Chi Minh City	Construction of roads	99.80%	43.81%	99.80%	43.81%
Thanh Phuc Joint Stock Company	Phu Yen Province	Manufacture of pulp, paper and paperboard	95.00%	50.63%	95.00%	50.63%
Tapiotek Joint Stock Company	Tay Ninh Province	Manufacture of starches and starch products	51.00%	27.18%	51.00%	27.18%
Casa Marina Resort Travel Joint Stock	Binh Dinh Province	Real estate activities, hotels	70.00%	46.37%	70.00%	46.37%
Vxperia Trading Joint Stock Company	Ho Chi Minh City	Advertising	65.00%	43.05%	65.00%	43.05%
Sao Sang Sai Gon Corporation	Ho Chi Minh City	Real estate activities	65.00%	43.05%	65.00%	43.05%
Indochina Hoi An Beach Villas Company Limited	Quang Nam Province	Real estate activities	89.00%	58.95%	89.00%	58.95%
Conbap Ecological Tourist Co. Ltd.	Quang Nam Province	Real estate activities	50.10%	33.18%	50.10%	33.18%
BCG Wind Soc Trang Joint Stock	Soc Trang Province	Electric power generation	90.00%	42.94%	90.00%	45.59%
BCG Thanh Hoa Energy Joint Stock Company	Long An Province	Manufacture of domestic appliances	90.00%	42.94%	91.84%	46.52%
Skyelar Joint Stock Company	Ho Chi Minh City	Electric power generation	99.00%	47.24%	99.00%	50.15%
Clean Energy Vision Development Joint Stock Company (7)	Binh Dinh Province	Electric power generation	51.00%	19.70%	51.00%	20.91%

BAMBOO CAPITAL GROUP JOINT STOCK COMPANY

No.27C, Quoc Huong Street, Thao Dien Ward, Thu Duc City, Ho Chi Minh City

Separate Financial Statements
Quarter 4/2024

c. Indirect subsidiaries (Continued)

Name	Address	Principal activities	As at 31/12/2024		As at 01/01/2024	
			Voting right	Equity interest	Voting right	Equity interest
Greensky Infinitive Joint Stock Company	Ho Chi Minh City	Electrical installation	-	-	99.80%	50.05%
Thanh Nguyen Energy Development and Investment Company Limited	Gia Lai Province	Electric power generation	100.00%	45.84%	100.00%	47.35%
Dong Thanh 1 Wind Power Company Limited	Tra Vinh Province	Electric power generation	100.00%	47.67%	100.00%	50.61%
Dong Thanh 2 Wind Power Company Limited	Tra Vinh Province	Electric power generation	100.00%	47.68%	100.00%	50.62%
Aurai Wind Energy Joint Stock Company	Ho Chi Minh City	Electric power generation	99.00%	47.24%	99.00%	50.15%
BCG Vinh Long Joint Stock Company	Vinh Long Province	Electric power generation	50.50%	24.09%	50.50%	25.58%
Cosmos Solar Joint Stock Company	Ho Chi Minh City	Electric power generation	-	-	99.00%	49.65%
Herb Solar Joint Stock Company	Ho Chi Minh City	Electric power generation	69.00%	32.59%	69.00%	34.60%
Orchid Solar Joint Stock Company	Ho Chi Minh City	Electric power generation	69.00%	32.59%	69.00%	34.60%
Violet Solar Joint Stock Company	Ho Chi Minh City	Electric power generation	69.00%	32.59%	69.00%	34.60%
BCG Gaia Joint Stock Company	Ho Chi Minh City	Management consultancy activities	50.97%	23.97%	50.97%	25.45%
BCG - Bang Duong Energy Joint Stock Company	Long An Province	Electric power generation	100.00%	24.07%	100.00%	25.55%
Hanhwa - BCG Bang Duong Energy Joint Stock Company	Long An Province	Electric power generation	100.00%	24.07%	100.00%	25.55%
Gia Huy Electric Development Joint Stock Company	Ha Noi City	Manufacture of builders' carpentry and joinery	99.80%	47.14%	99.80%	50.05%
BCG Dien Bien Dong Wind Power Joint Stock Company (8)	Dien Bien Province	Electric power generation	99.98%	47.70%	-	-
Anton Joint Stock Company (9)	Ho Chi Minh City	Electricity transmission and distribution	90.00%	44.56%	-	-
BCG Eco Joint Stock Company (10)	Ho Chi Minh City	Electricity transmission and distribution	51.00%	42.22%	-	-

BAMBOO CAPITAL GROUP JOINT STOCK COMPANY

No.27C, Quoc Huong Street, Thao Dien Ward, Thu Duc City, Ho Chi Minh City

Separate Financial Statements

Quarter 4/2024

Note:

(7) According to the unconditional and irrevocable documents of voting authorizations in 2021, the shareholders authorized voting rights equivalent to 9.72% of the total voting rights in Clean Energy Vision Development Joint Stock Company to BCG Energy Joint Stock Company. As a result, Bamboo Capital Group Joint Stock Company holds 51% of the indirect voting rights through its subsidiary - BCG Energy Joint Stock Company in this company

(8) During the period, the subsidiary – BCG Energy Joint Stock Company made a capital contribution to establish BCG Dien Bien Dong Wind Power Joint Stock Company with an ownership ratio of 99.98%.

(9) During the period, the subsidiaries – BCG Energy Joint Stock Company and BCG Financial Joint Stock Company made a capital contribution to establish Aton Joint Stock Company with an ownership ratio of 90%.

(10) During the period, the Company and its subsidiary – BCG Land Joint Stock Company made a capital contribution to establish BCG Eco Joint Stock Company with an ownership ratio of 51%

d. Direct associates, joint ventures

Name	Address	Principal activities	As at 31/12/2024		As at 01/01/2024	
			Voting right	Equity interest	Voting right	Equity interest
B.O.T DT 830 Company Limited	Long An Province	Construction of other civil engineering projects	38.00%	38.00%	38.00%	38.00%
Tipharco Pharmaceutical Joint Stock Company (6)	Tien Giang Province	Manufacture of pharmaceuticals, medicinal chemical and botanical products	-	-	21.01%	21.01%
Helios Village Company Limited (5)	Dak Nong Province	Trading of own or rented property and land use rights	49.00%	49.00%	-	-

BAMBOO CAPITAL GROUP JOINT STOCK COMPANY

No.27C, Quoc Huong Street, Thao Dien Ward, Thu Duc City, Ho Chi Minh City

Separate Financial Statements
Quarter 4/2024

d. Indirectly controlled joint ventures and associated companies through subsidiaries

Name	Address	Principal activities	As at 31/12/2024		As at 01/01/2024	
			Voting right	Equity interest	Voting right	Equity interest
Skylight Power Company Limited	Ho Chi Minh City	Electric power generation	50.00%	23.86%	50.00%	25.33%
Hanwha BCGE O&M Limited Liability Company	Ho Chi Minh City	Electric power generation	49.00%	23.38%	49.00%	24.82%
Gia Khang Trading Investment and Service Joint Stock Company	Ho Chi Minh City	Real estate activities	49.00%	32.46%	49.00%	32.46%
BCG - SP Greensky Joint Stock Company	Ho Chi Minh City	Electric power generation	50.00%	23.62%	50.00%	25.08%
Son Long Investment and Development Joint Stock Company	Quang Ninh Province	Trading of own or rented property and land use rights	40.63%	17.83%	40.63%	17.83%
An Giang Real Estate Joint Stock Company	An Giang Province	Trading of own or rented property and land use rights	36.71%	27.12%	36.71%	28.90%
Tam Sinh Nghia Investment Development Joint Stock Company	Ho Chi Minh City	Remediation activities and other waste management services	25.00%	11.93%	-	-
TNS Ha Nam Joint Stock Company	Hà Nam Province	Non-hazardous waste treatment and disposal	45.00%	21.47%	-	-
TNS Hon Dat Joint Stock Company	Kiên Giang Province	Non-hazardous waste treatment and disposal	45.00%	21.47%	-	-
TNS Hue Joint Stock Company	Thua Thien Hue Province	Non-hazardous waste treatment and disposal	45.00%	21.47%	-	-
TNS Long An Joint Stock Company	Long An Province	Non-hazardous waste treatment and disposal	45.00%	21.47%	-	-
Core Vietnam Joint Stock Company	Ho Chi Minh City	Investment consulting	30.00%	24.00%	-	-

II. ACCOUNTING PERIOD, ACCOUNTING CURRENCY

1. Accounting period

The Company's fiscal year begins on 01 January and ends on 31 December.

2. Accounting currency

The company uses the Vietnamese Dong (“VND” or “Dong”) as the currency unit in accounting and presentation in the Q4 financial statements.

III. ACCOUNTING STANDARDS AND SYSTEM

1. Accounting system

The Company adopts the Vietnamese Corporate Accounting System, which was guided under Circular No.200/2014/TT-BTC dated 22/12/2014 promulgated by the Ministry of Finance and the subsequent guiding, supplemental, and amending Circulars.

2. Declaration of compliance with Accounting Standards and Accounting System

The Company applies Vietnamese Accounting Standards and supplementary documents issued by the State. Financial statements are prepared in accordance with regulations of each standard and supplementary documents as well as with Accounting Standards and Accounting System.

IV. APPLICABLE ACCOUNTING POLICIES

1. Cash and cash equivalents

a. Cash

Cash includes: cash on hand, cash in bank and cash in transit.

b. Cash equivalents

Cash equivalents are the investments which are collectible or mature less than 03 months from the date of the report, which can be converted easily into a certain amount and there is no risk of conversion into cash at the time of the reporting.

c. Conversion other currency

Economic transactions in foreign currencies must be recorded in detail in the original currency and converted to Vietnamese Dong at the actual exchange rate at the commercial bank where the company regularly enters into transactions or by the mobile weighted average exchange rate.

Whenever preparing financial statements as prescribed, the enterprise must re-evaluate the balance of foreign currencies and monetary gold following the rules below:

- The actual exchange rate upon re-evaluation of currency items with foreign currency origin classified as assets: is the foreign currency buying rate quoted by the commercial bank where the Company has regular transactions by the time of preparation for financial statements. For foreign currencies deposited at the bank, the actual exchange rate upon re-evaluation is the buying exchange rate of the bank where the enterprise opens its foreign currency account.
- The actual exchange rate upon re-evaluation of currency items with foreign currency origin classified as debts payable: is the foreign currency selling rate quoted by the commercial bank where the enterprise has regular transactions by the time of preparation for financial statements.

2. Financial investments

These are investments outside the Company for the purpose of rationally using capital to improve the Company's operational efficiency such as: investments in subsidiaries, joint ventures, associates, stock investments. and other financial investments...

For the preparation of financial statements, the financial investment must be classified as below:

- Having maturity less than 12 months or 01 normal production period are recorded as short - term;
- Having maturity more than 12 months or 01 normal production period are recorded as long - term

a. Held to maturity investments

This account shall not record bonds and debt securities held for sales. Held to maturity investments comprise term deposits (mature above 03 months), treasury bills, promissory notes, bonds, preference shares which the issuer is required to re-buy them in a certain time in the future and loans held to maturity to earn interest periodically and other held to maturity investments.

Allowance for financial investments : doubtful debts and held to maturity investments whose nature is similar to doubtful debts to create or revert the allowance for doubtful debts. The establishing or reverting of allowance for doubtful debts shall be carried out at the time in which the financial statement is prepared and recorded to administrative expenses within a period.

With regard to held to maturity investments, if it fails to make provisions for doubtful debts as prescribed, the Company must evaluate the recovery. If it is evident that a part or all of investment is unable to recover, the accountant shall record the losses to financial expenses within the period. In case it is unreliable to determine the losses, the Company is entitled not to record them to revaluation of investment, but the recovery of investment must be reported on the financial statements.

b. Investments in subsidiaries

Subsidiaries are those entities in which the Company has control over the financial and operating policies to gain economic benefits from such activities, generally evidenced by holding more than half of voting rights. The existence and effect of potential voting rights that are currently exercisable or convertible are considered when assessing whether the Company control entity or not.

Investments in subsidiaries are initially recorded at costs of acquisition plus other expenditure directly attributable to the investment. Subsequently, the Board of Management reviews all outstanding investments to determine the amount of provision to recognise at the period end.

d. Investments in associates, joint ventures

Associates are the entities that the Company has significant influence but not control over and the Company would generally have from 20% to less than 50% of the voting rights of the investee.

Investments in associates is initially recorded at cost of acquisition including purchase cost or capital contribution value plus other expenditures directly attributable to the investment. Subsequently, the Board of Management reviews all outstanding investments to determine the amount of provision to recognise at the period end.

e. Investment in other entities

Investment in other entities are investments in equity instruments of other entities without controlling rights or co-controlling rights, or without significant influence over the investee. These investments are accounted for initially at cost. Subsequently, the Board of Management reviews all outstanding investments to determine the amount of provision to recognise at the period end.

f. Provision for investments in subsidiaries, associates, and other entities

Provision for investments in subsidiaries, associate and other entities is made when there is a diminution in value of the investments at the period end.

Provision for investments in subsidiaries, associates and other entities is calculated based on the lost of investees.

Provision for investments in other entities is calculated based on market value if market value can be determined reliably. If market value can not be determined reliably, the provision is calculated similarly to provision for investments in subsidiaries, associates and other entities.

Changes in the provision balance during the accounting period are recorded as an increase or decrease in financial expenses. A reversal, if any, is made only to the extent the investment is restored to its original cost.

3. Account receivables

The receivables shall be kept records in details according to period receivables, entities receivables, types of currency receivable and other factors according to requirements for the Company.

The amounts receivable shall be classified following rules below

- Trade receivables: cácommercial receivables generating from purchase-sale related transactions between the Company and buyers such as receivables from sales, services, liquidation / transfer of assets, receivables from sale of exported goods given by the trustor through the trustee;
- Other receivables include non-commercial or non-trading receivables.

Whenever preparing financial statements as prescribed, the receivables shall be classified:

- The amounts receivable from customer with the remaining recovery term within 12 months or within a normal operating cycle at the time of reporting is classified short-term receivables;
- The amounts receivable from customer with the remaining recovery term more than 12 months or more than one normal operating cycle at the time of reporting is classified long-term receivables.

At the times in which the financial statements are prepared as prescribed, the Company must re-evaluate trade receivables derived from foreign currencies (excluding prepayments to suppliers, if at the time of reporting there solid evidence about the seller cannot provide goods, services and company will have to take back the prepayments in foreign currency, these amounts are considered monetary denominated in foreign currencies) are foreign currency-buying rates of the commercial bank where the Company has regular transactions by the time of preparation for financial statements.

Allowance for doubtful debts: doubtful debts are created or reverted the allowance for doubtful debts when preparing financial statements. The establishing or reverting of allowance for doubtful debts shall be carried out at the time in which the financial statement is prepared and recorded in administrative expenses within the period. With regard to doubtful debts for several years, if the enterprise fails to collect payment of debts regardless of all measures taken and he client has insolvency the Company shall sell that debts to debt and assets trading company or eliminate doubtful debts account on the accounting records (according to regulations and charter of the company).

4. Loans

Loans refers to loans intended to earn interest periodically under agreements between the parties, which are not transacted on the market similarly to securities

Loans are initially recorded at historical cost. Subsequently, the Management reviews all outstanding loans to recognize provisions for doubtful debts at the end of the accounting period. Allowances for doubtful loans are established for each loan based on the overdue period of the principal as per the original debt commitment (without considering any extensions agreed upon between the parties) or based on the expected potential losses. The difference between the provision set at the end of the current accounting period and the provision set at the end of the previous accounting period is recognized as an increase or decrease in financial expenses during the accounting period. The reversal of the provision cannot exceed the book value.

The amounts of loans shall be classified when preparing the financial statements following rules below:

- Loans with a remaining recovery term of no more than 12 months or within a normal operating cycle are classified as short-term loans;
- Loans with a remaining recovery term of 12 months or more, or exceeding a normal operating cycle, are classified as long-term loans.

5. Fixed assets ("TSCD")

a. Principles of accounting and depreciation of Tangible fixed assets

Tangible fixed assets are stated at historical cost less accumulated depreciation. Historical cost includes any expenditure that is directly attributable to the acquisition of the fixed assets putting them into ready-for-use state. Expenditures which are incurred shall be recorded as increase in their historical cost if they are expected to resulted in an increase in the future economic benefits from the use of these assets. Those incurred costs which fail to meet this requirement must be recognized as production and business expenses in the period.

Tangible fixed assets are depreciated on straight-line method over the estimated useful lives. The estimated useful lives of each assets class are as follows:

	<u>Estimated depreciation year</u>
- Machinery and equipment	03
- Means of transport	04 - 06
- Office equipment	02 - 05

When tangible fixed assets are sold or disposed, their historical cost, accumulated depreciation are written off, and then any gain or loss arising from such disposal is included in the income or expenses during the period.

b. Principles of accounting and amortization of Intangible fixed assets

Intangible fixed assets are determined by their initial costs less accumulated amortization. Initial costs of intangible fixed assets include all the cost to acquire them up to the time of putting these assets into ready-for-use state. Other costs relevant to intangible fixed assets arising subsequent to initial recognition are included into operation, operating costs if these costs are associated with a specific intangible fixed assets and result in future economic benefits expected to be obtained from the use of these assets.

The Company's intangible fixed assets include:

Computer software

Expenses attributable to computer software, which is not a part of associated with the relevant hardware, will be capitalized. Costs of computer software include all the expenses paid by the Company until the date the software is put into use. Computer software is amortized in accordance with the straight-line method from 03 to 10 years.

6. Principles for recognizing business cooperation contracts (BCC)

A cooperation contract (BCC) means a cooperation contract between two or more venturers in order to carry out specific business activities, but it does not require establishment of a new legal entity. When receiving money or assets from other entities in the BCC, they should be recorded to liabilities, not be recorded to equity. BCC includes the following forms:

- BCC in the form of jointly controlled assets;
- BCC in the form of jointly controlled operations;
- BCC in the form of shares of post-tax profits

7. Principles of accounting and amortization of prepaid expenses

The expenses actually incurred but they are related to operation output of many accounting period. The prepaid expenses are recognized at historical cost and amortized on a straight-line basis over their estimated useful life.

The classification of prepaid expenses when preparing financial statements follows these principles below:

- Short-term prepaid expenses reflect the amounts paid in advance for services or tools and equipment that do not meet the conditions for asset recognition, and are expected to be used up within a period not exceeding 12 months or one business cycle from the date of payment;
- Long-term prepaid expenses reflect the amounts paid in advance for services more than a period exceeding 12 months or one business cycle from the date of payment.

8. Principles of accounting of payables and accruals

Payables and accruals are recognised for the amounts to be paid in the future for goods and services received. Accrued expenses are recognized based on reasonable estimates of the amounts to be paid

The amounts receivable shall be classified following rules below:

- Trade payables include commercial amounts payable arisen from purchase of goods, services or asset and amounts payable include amounts payable when importing through the trustee;
- Accrued expenses reflect payables to goods or services received from the seller or provided for the seller during a reporting period, but payments of such goods or services have not been made due to lack of invoices or documents on accounting, which are recorded to operating expenses of the accounting period;
- Other payables include non-commercial amounts payable, or amounts payable relating to trading in goods or services.

The amounts receivable shall be classified following rules below:

- Payables with a remaining payment term of no more than 12 months or within one business cycle are classified as short-term;
- Payables with a remaining payment term of 12 months or more, or exceeding one business cycle, are classified as long-term.

9. Principles for recognizing loans and capitalizing borrowing costs

Loans and finance lease liabilities include amounts borrowed and finance lease obligations from banks, financial companies, and other parties.

The loans and finance lease liabilities shall be classified when preparing the financial statements following rules below

- Loans and finance lease liabilities with payment period not more than 12 months are classified as short-term;
- The loans and finance lease liabilities with payment period of more than 12 months are classified as long-term.

Borrowing costs directly related to loans are recognized as financial expenses in the period, except for borrowing costs that are directly associated with the construction or production of qualifying assets, which are capitalized as part of the value of those assets when the conditions stipulated in the Accounting Standard on "Borrowing Costs"

10. Principles for recognizing bonds

Bonds are typically recognized and tracked as a liability of the enterprise from the time the funds are received from the issuance until the completion of payment to the bondholders.

When making financial statement, in the liabilities of the balance sheet, the item of bond released shall be recorded on net basis (determining by bond value at par minus (-) bond discount are plus (+) Bond premium).

Cost of issuing bonds is gradually allocated in accordance with bond life under the straight line method or real interest rate method and recorded in the financial expense or capitalized. At the time of initial record, the cost of issuing bonds is recorded a decrease in par value of the bond. Periodically, accountants allocate cost for bond issuance by recording an increase in the par value and recording in financial expense or capitalization in accordance with the recording accrued interest of the bond.

11. Principles for recognizing owner's capital

a. Principles for recognizing owner's capital, share premium

The owner's equity is recognized at the actual capital contributions made by the owners and is tracked in detail for each organization and individual participating in the capital contribution.

For joint-stock companies, the share capital contributed by the shareholders is recorded at the actual price of the issue of shares, but is reflected in detail according to two separate criteria:

- The owner's equity is recognized at the par value of the shares;
- Share premium reflects the difference between par value and issuance price of shares.

In addition, share premium reflects the difference between par value and issuance price of shares when reissuing the treasury shares.

b. Principles for recognizing undistributed post-tax profits

Undistributed post-tax profits reflects business results of the Company after enterprise income tax at the reporting date.

Undistributed post-tax profit is distributed to shareholders after allocating funds according to the Company's Charter as well as legal regulations, and has been approved by the General Meeting of Shareholders

The parent company is entitled to distribute profits to owners not exceeding the undistributed after-tax profit in the Consolidated Financial Statements after excluding the effects of profits recognized from the cheap price acquisition . In case the undistributed after-tax profit on the consolidated financial statements is higher than the undistributed after-tax profit on the parent company's own financial statements and if the amount of profit decided to distribute exceeds the After-tax profits have not been distributed in the separate financial statements, the parent company only makes the distribution after transferring profits from subsidiaries to the Parent Company.

When distributing profits, it is essential to consider non-cash items included in retained earnings that may affect cash flow and the company's ability to pay dividends and profits.

12. Principles of revenues and income:

a. Revenue from service rendered:

Revenue from service rendered shall be recognized when the results of these transactions are determined in a reliable way. Where a service provision transaction relates to many periods, turnover shall be recognized in each period according to the results of the work volume finished on the date of making of such period's accounting balance sheet. The result of a service transaction shall be determined only when it satisfies the conditions below:

- Revenue is determined with relative certainty;
- It is possible to obtain economic benefits from the service transaction;
- The work volume finished on the date of making the accounting balance sheet can be determined;
- The costs incurred from the service transaction and the costs of its completion can be determined.

b. Interest income

Interests recognized on the basis of the actual time and interest rates in each period when it satisfies the two conditions below:

- It is possible to obtain economic benefits from the concerned transactions
- Revenue is determined with relative certainty

c. Income from distributed dividends and profits

Distributed dividends and profits shall be recognized when shareholders are entitled to receive dividends or the capital-contributing parties.

13. Accounting principles of cost of goods sold

Cost of goods sold includes cost of finished goods, trade goods, services, investment property, construction unit sold in the production period and expense related to real estate activities...

Damaged or lost value is allowed to record to cost of goods sold after deduction of compensation (if any).

For the used material over the normal production capacity, labor and general production cost is not allowed to record to production cost but allowed to record to cost of goods sold after deduction of compensation (if any), even these finished goods are not sold.

14. Principles of financial expenses

Financial expenses reflect financial operating cost including expenses or losses relating to financial investment activity, expenses of lending and borrowing, costs of capital contributed to joint venture, to associates, losses from short-term security transfer, expenses of security selling transaction; provision for business security decrease, provision for losses from investment in other units, losses incurred when selling foreign currency, losses from exchange rate...

15. Accounting principles of selling expenses, general and administrative expenses.

Selling expenses record expenses actually incurred in process of selling products, goods, providing services.

Administrative expense reflects the general expense of the company, including: labor cost; social and health insurance, unemployment fund, union cost of management employee; office material expense, tools, depreciation of assets using for management; land rental, business license tax; bad debt provision; outsourcing expense and other cash expenses...

16. Current corporate income tax recognition principle and method and deferred income tax expense

Current income tax expense is calculated basing on taxable profit and income tax rate applied in the current year.

Deferred corporate income tax expense is the amount of corporate income tax that will be payable in the future arising from:

- Recognizing deferred income tax liabilities for the current year;
- Reversing deferred income tax assets that were recognized in previous years.

17. Related parties

Parties are considered to be related if one party has the ability to control the other party or exercise significant influence over the other party in making financial or operational decisions. Parties are considered to be related parties if they are under common control or under common significant influence.

In considering its relationships with each related party, the Company considers the substance of the relationship not merely the legal form.

18. Financial instruments

Pursuant to Circular No. 75/2015/TT-BTC, before the Accounting Standard for financial instruments and guiding documents on the implementation of Accounting Standards of financial instruments are issued, The Board of Director decides not to present and describe financial instruments as prescribed in Circular No. 210/2009 / TT-BTC in the accompanying financial statements.

19. Segment reporting

A segment is a component which can be separated by the Company engaged in sales of goods or rendering of services ("business segment"), or sales of goods or rendering of services within a particular economic environment ("geographical segment"). Each segment is subject to risks and returns that are different from those of segments. A reportable segment is the Company's business segment or the Company's geographical segment.

V. NOTES TO THE SEPARATE FINANCIAL STATEMENTS

Currency: VND

1. CASH AND CASH EQUIVALENTS

	<i>As at 31/12/2024</i>	<i>As at 01/01/2024</i>
- Cash at banks	242,296,477,397	12,672,984,226
- Cash equivalents	5,000,000	10,410,000,000
Total	242,301,477,397	23,082,984,226

2. TRADE RECEIVABLES

	<i>As at 31/12/2024</i>	<i>As at 01/01/2024</i>
<i>a. Short-term</i>	7,643,900,000	20,913,010,602
- BCG Energy Joint Stock Company	1,647,200,000	5,372,067,374
- Tracodi Construction Holdings Joint Stock	-	2,432,343,228
- Indochina Hoi An Beach Villas Company Limited	-	5,800,000,000
- Helios Service And Investment Joint Stock Company	-	4,100,000,000
- BCG Land Joint Stock Company	3,110,400,000	2,665,600,000
- Others	2,886,300,000	543,000,000

b. Long-term

- -

c. Receivables from related parties

(Details of this section are presented at Note VIII.1.c).

3. PREPAYMENTS TO SUPPLIERS

	<i>As at 31/12/2024</i>	<i>As at 01/01/2024</i>
<i>a. Short-term</i>	8,792,625,921	5,843,111,360
- Others	8,792,625,921	5,843,111,360

b. Long-term

- -

4. LOAN RECEIVABLES

		<i>As at 31/12/2024</i>	<i>As at 01/01/2024</i>
a. Short-term		52,360,239,000	6,152,000,000
- Tracodi Construction Holdings Joint Stock Company	(1)	52,360,239,000	-
- HTC Holding Joint Stock Company		-	6,152,000,000
b. Long-term		264,445,000,000	594,100,000,000
- Dong Thanh 2 Wind Power Company Limited	(2)	47,000,000,000	247,000,000,000
- BCG Wind Soc Trang Joint Stock Company	(2)	53,000,000,000	253,000,000,000
- Indochina Hoi An Beach Villas Company Limited	(3)	151,445,000,000	62,500,000,000
- Tracodi Construction Holdings Joint Stock Company	(1)	-	31,600,000,000
- Others		13,000,000,000	-

Notes:

(1) This is a loan to the Subsidiary under the loan contract No. 0510/2023/HDVT-BCG-TCD dated 05/10/2023. The loan term is 24 months. Interest rate 10%/year. The purpose of the loan is to serve production and business activities - specifically: to participate in investing in the project of exploiting and processing Nui Kiet construction quarry. The loan has no collateral.

(2) These are loans under the following contracts:

- Loan contract dated 19/11/2021 and Appendices with Dong Thanh 2 Wind Power Company Limited. The term of the loan is 05 years. Interest rate is agreed upon by the two parties according to the contract and the adjusted appendices. The purpose of the loan is to pay part of the contract value for procurement, equipment installation and construction of Dong Thanh 2 wind power plant in Tra Vinh province. The loan has no collateral.

- Loan contract dated 19/11/2021 and Appendices with BCG Wind Soc Trang Joint Stock Company. The term of the loan is 05 years. Interest rate is agreed upon by the two parties according to the contract and the adjusted appendices. The purpose of the loan is to pay part of the contract value of the contract for procurement, installation of equipment and construction of BCG Soc Trang 1 wind power plant in Soc Trang province. The loan has no collateral.

(3) The balance as of December 31, 2024, belongs to Loan contract No. 01/2023/HDVV/BCG-IHA dated 10/02/2023 and Appendices. The loan term is 05 years. Interest rate 11%/year. The purpose of the loan is to supplement the capital sources of business activities (including but not limited to loan repayment, repayment of debts to contractors and suppliers, construction costs, etc,...). This is a unsecured loan.

BAMBOO CAPITAL GROUP JOINT STOCK COMPANY

No.27C, Quoc Huong Street, Thao Dien Ward, Thu Duc City, Ho Chi Minh City

Separate Financial Statements

Quarter 4/2024

5. FINANCIAL INVESTMENTS

	As at 31/12/2024			As at 01/01/2024		
	Carrying amount	Fair value	Provision	Carrying amount	Fair value	Provision
<i>a. Held-to-maturity investments</i>						
a.1 Short-term						
- Term deposit at Joint Stock Commercial Bank for Investment and Development of Vietnam - Ba Chieu Branch	720,000,000	720,000,000	-	1,700,000,000	1,700,000,000	-
- Term deposit at Saigon - Hanoi Commercial Joint Stock Bank (*)	720,000,000	720,000,000	-	720,000,000	720,000,000	-
a.2 Long-term						
	-	-	-	-	-	-
Total	720,000,000	720,000,000	-	1,700,000,000	1,700,000,000	-

Notes:

(*) As at 31/12/2024, this is a 12-month term deposit at Saigon - Hanoi Commercial Joint Stock Bank.

BAMBOO CAPITAL GROUP JOINT STOCK COMPANY

No.27C, Quoc Huong Street, Thao Dien Ward, Thu Duc City, Ho Chi Minh City

Separate Financial Statements
Quarter 4/2024

5. FINANCIAL INVESTMENTS (CONTINUED)

	As at 31/12/2024			As at 01/01/2024		
	Historical cost	Provision	Fair value	Historical cost	Provision	Fair value
b. Investments in other entities	9,752,203,277,738	(67,223,228,574)		9,973,145,177,738	(98,918,885,100)	
b.1 Investments in subsidiaries	9,467,823,601,445	(32,949,284,879)		9,860,571,501,445	(36,905,245,275)	
+ Tracodi Construction Holdings Joint Stock Company (Former name: Transport and Industry Development Investment Joint Stock Company)	1,348,987,070,067	-	(*)	1,348,987,070,067	-	(*)
+ Nguyen Hoang Development Joint Stock Company	236,698,053,098	-	(*)	236,698,053,098	-	(*)
+ BCG Land Joint Stock Company	2,856,400,000,000	-	(*)	2,856,400,000,000	-	(*)
+ BCG Energy Joint Stock Company	3,483,000,000,000	-	(*)	3,698,000,000,000	-	(*)
+ Cat Trinh Industrial Area BCG Joint Stock Company	384,000,000,000	-	(*)	384,000,000,000	-	(*)
+ BCG Financial Joint Stock Company	320,000,000,000	-	(*)	320,000,000,000	-	(*)
+ AAA Insurance Corporation	509,544,478,280	(32,949,284,879)	(*)	316,486,378,280	(36,905,245,275)	(*)
+ Phoenix Mountain Company Limited	300,000,000,000	-	(*)	300,000,000,000	-	(*)
+ Helios Village One Member Company Limited	-	-	(*)	400,000,000,000	-	(*)
+ Tipharco Pharmaceutical Joint Stock Company	29,194,000,000	-	(*)	-	-	(*)
c.2 Investments in associates, joint ventures	282,700,000,000	(34,273,943,695)		110,894,000,000	(62,013,639,825)	
+ B.O.T DT 830 Company Limited	81,700,000,000	(34,273,943,695)	(*)	81,700,000,000	(62,013,639,825)	(*)
+ Helios Village One Member Company Limited	196,000,000,000	-	(*)	-	-	(*)
+ Tipharco Pharmaceutical Joint Stock Company	-	-	(*)	29,194,000,000	-	(*)
+ BCG Eco Joint Stock Company (1)	5,000,000,000	-		-	-	
c.3 Investments in other entities	1,679,676,293	-	(*)	1,679,676,293	-	(*)
+ Vietnam Investment And Asset Trading Joint Stock Company	69,210,933	-	(*)	69,210,933	-	(*)
+ Petrovietnam Manpower Development And Services Joint Stock Company	99,945,360	-	(*)	99,945,360	-	(*)
+ Viet Nam Infrastructure And Energy Investment Joint Stock Company	360,000,000	-	(*)	360,000,000	-	(*)
+ BCG - Bang Duong Energy Joint Stock Company	365,520,000	-	(*)	365,520,000	-	(*)
+ Hanwha - BCG Bang Duong Energy Joint Stock Company	785,000,000	-	(*)	785,000,000	-	(*)
Total	9,752,203,277,738	(67,223,228,574)		9,973,145,177,738	(98,918,885,100)	

5. FINANCIAL INVESTMENTS (CONTINUED)

Notes:

(*) As at 01/01/2024 and 31/12/2024, the Company has not determined the fair value of these investments for disclosure purposes due to the unavailability of listed prices in the securities market and/or the current accounting regulations and Vietnamese Accounting Standards lacking guidance on how to calculate fair value using valuation techniques.

(1) According to the Board of Directors' Resolution No. 68/2024/NQ-HĐQT-BCC, the Company has contributed capital to establish BCG Eco Joint Stock Company.

6. OTHER RECEIVABLES

	<i>As at 31/12/2024</i>		<i>As at 01/01/2024</i>	
	<i>Value</i>	<i>Provision</i>	<i>Value</i>	<i>Provision</i>
<i>a. Short-term</i>	<i>39,807,350,092</i>	<i>-</i>	<i>77,233,944,516</i>	<i>-</i>
- Employee receivables (advance)	502,072,148	-	113,332,402	-
- Deposits	19,000,000	-	19,000,000	-
- Interest from lending, deposits	33,772,871,192	-	28,146,087,675	-
+ <i>BCG Wind Soc Trang Joint Stock Company</i>	<i>11,435,326,027</i>	-	<i>13,909,490,411</i>	-
+ <i>Dong Thanh 2 Wind Power Company Limited</i>	<i>11,913,030,140</i>	-	<i>12,022,427,400</i>	-
+ <i>Others</i>	<i>10,424,515,025</i>	-	<i>2,214,169,864</i>	-
- Receivables from BCCs	-	-	40,500,000,000	-
+ <i>B.O.T DT 830 Company Limited</i>	-	-	<i>40,500,000,000</i>	-
- Interest income from BCCs	-	-	913,301,369	-
+ <i>B.O.T DT 830 Company Limited</i>	-	-	<i>913,301,369</i>	-
- Other receivables	5,513,406,752	-	7,542,223,070	-
+ <i>BCG Wind Soc Trang Joint Stock Company</i>	<i>5,475,000,000</i>	-	<i>5,475,000,000</i>	-
+ <i>Others</i>	<i>38,406,752</i>	-	<i>2,067,223,070</i>	-
<i>b. Long-term</i>	<i>726,827,373</i>	<i>-</i>	<i>726,827,373</i>	<i>-</i>
- Deposits	726,827,373	-	726,827,373	-
Total	<u>40,534,177,465</u>	<u>-</u>	<u>77,960,771,889</u>	<u>-</u>

7. INCREASE, DECREASE IN TANGIBLE FIXED ASSETS

Items	Machinery and equipment	Means of transportation	Office equipment	Total
I. Cost				
1. Opening balance	60,000,000	12,706,612,182	1,028,261,655	13,794,873,837
2. Increase	-	-	104,196,363	104,196,363
- Purchases	-	-	104,196,363	104,196,363
3. Decrease	-	542,600,000	-	542,600,000
- Disposal	-	542,600,000	-	542,600,000
4. Closing balance	60,000,000	12,164,012,182	1,132,458,018	13,356,470,200
II. Accumulated depreciation				
1. Opening balance	60,000,000	6,927,506,772	844,276,436	7,831,783,208
2. Increase	-	1,612,028,196	137,641,932	1,749,670,128
- Depreciation for the period	-	1,612,028,196	137,641,932	1,749,670,128
3. Decrease	-	542,600,000	-	542,600,000
- Disposal	-	542,600,000	-	542,600,000
4. Closing balance	60,000,000	7,996,934,968	981,918,368	9,038,853,336
III. Net book value				
1. Opening balance	-	5,779,105,410	183,985,219	5,963,090,629
2. Closing balance	-	4,167,077,214	150,539,650	4,317,616,864

Notes:

As at 31/12/2024, tangible fixed assets with a net book value of VND 730,395,913 (As at 31/12/2023: VND 1,209,360,469) were mortgaged at the Bank as collateral for the Company's loans (Note V.10).

The cost of tangible fixed assets which have been fully depreciated but are still in use of the Company as at 31/12/2024 is VND 3,008,649,655 (As at 31/12/2023: VND 3,551,249,655).

8. INCREASE, DECREASE IN INTANGIBLE FIXED ASSETS

Items	Computer software	Total
I. Cost		
1. Opening balance	2,734,054,546	2,734,054,546
2. Increase	-	-
3. Decrease	-	-
4. Closing balance	2,734,054,546	2,734,054,546
II. Accumulated amortisation		
1. Opening balance	385,997,878	385,997,878
2. Increase	265,710,000	265,710,000
- Amortisation for the period	265,710,000	265,710,000
3. Decrease	-	-
4. Closing balance	651,707,878	651,707,878
III. Net book value		
1. Opening balance	2,348,056,668	2,348,056,668
2. Closing balance	2,082,346,668	2,082,346,668

9. PREPAID EXPENSES

	<i>As at 31/12/2024</i>	<i>As at 01/01/2024</i>
<i>a. Short-term</i>	<i>1,100,192,718</i>	<i>168,310,422</i>
- Others expenses	1,100,192,718	168,310,422
<i>b. Long-term</i>	<i>2,655,648,888</i>	<i>2,934,991,618</i>
- Maintenance expenses	703,167,427	1,442,871,415
- Tools and supplies	127,481,461	312,120,203
- Insurance expenses	940,000,000	1,180,000,000
- Computer software	885,000,000	-

BAMBOO CAPITAL GROUP JOINT STOCK COMPANY

No.27C, Quoc Huong Street, Thao Dien Ward, Thu Duc City, Ho Chi Minh City

Separate Financial Statements
Quarter 4/2024

10. BORROWINGS AND FINANCE LEASE LIABILITIES

	As at 01/01/2024		During the period		As at 31/12/2024	
	Value	Recoverable value	Increase	Decrease	Value	Recoverable value
a. Short-term borrowings and finance lease liabilities	41,285,639,778	41,285,639,778	49,099,479,846	81,143,466,188	9,241,653,436	9,241,653,436
a.1 Short-term borrowings	28,898,193,882	28,898,193,882	48,830,933,950	68,756,020,292	8,973,107,540	8,973,107,540
- Joint Stock Commercial Bank for Investment and Development of Vietnam - Ba Chieu Branch	12,920,765,588	12,920,765,588	4,556,410,470	17,477,176,058	-	-
- Viet Nam Bank For Industry & Trade Securities Joint Stock Bank	15,977,428,294	15,977,428,294	44,274,523,480	51,278,844,234	8,973,107,540	8,973,107,540
a.2 Long-term loan due to maturity	12,387,445,896	12,387,445,896	268,545,896	12,387,445,896	268,545,896	268,545,896
- Sai Gon Thuong Tin Commercial Joint Stock Bank	178,350,000	178,350,000	59,450,000	178,350,000	59,450,000	59,450,000
- Tien Phong Commercial Joint Stock Bank	12,000,000,000	12,000,000,000	-	12,000,000,000	-	-
- Tien Phong Commercial Joint Stock Bank	209,095,896	209,095,896	209,095,896	209,095,896	209,095,896	209,095,896
a.3 Common bonds	-	-	500,699,999,996	2,158,333,341	498,541,666,655	498,541,666,655
- Bonds issued according to par value	-	-	500,000,000,000	-	500,000,000,000	500,000,000,000
- Issuance expenses	-	-	699,999,996	2,158,333,341	(1,458,333,345)	(1,458,333,345)
b. Long-term borrowings and finance lease liabilities	498,267,034,443	498,267,034,443	7,158,333,341	500,268,545,896	5,156,821,888	5,156,821,888
b.1 Long-term borrowings	425,367,784	425,367,784	5,000,000,000	268,545,896	5,156,821,888	5,156,821,888
- Sai Gon Thuong Tin Commercial Joint Stock Bank	59,450,000	59,450,000	-	59,450,000	-	-
- Tien Phong Commercial Joint Stock Bank + BCG Financial Joint Stock Company	365,917,784	365,917,784	-	209,095,896	156,821,888	156,821,888
b.2 Common bonds	497,841,666,659	497,841,666,659	2,158,333,341	500,000,000,000	-	5,000,000,000
- Bonds issued according to par value	500,000,000,000	500,000,000,000	-	500,000,000,000	-	-
- Issuance expenses	(2,158,333,341)	(2,158,333,341)	2,158,333,341	-	-	-

BAMBOO CAPITAL GROUP JOINT STOCK COMPANY

No.27C, Quoc Huong Street, Thao Dien Ward, Thu Duc City, Ho Chi Minh City

Separate Financial Statements

Quarter 4/2024

10. BORROWINGS AND FINANCE LEASE LIABILITIES (CONTINUED)Notes:

(1) This is a loan at Viet Nam Bank For Industry & Trade Securities Joint Stock Bank under the contract to open a margin trading account dated 23/11/2023. Loan limit is VND 20 billion. The loan term is 90 days from the date of loan disbursement. This loan is secured by the Company's assets is 7,924,481 shares with the code "TCD".

(2) This is a loan at Saigon Thuong Tin Commercial Joint Stock Bank under the credit contract signed on 20/04/2020. The purpose of a loan to buy a business car. This loan is secured by means of transport of the company. The interest rate for the first 6 months is 10.8%/year, from the 7th month onwards, the interest rate will be applied according to the 13-month personal deposit interest rate receiving interest at the end of the period of Sacombank's highest ladder deposit amount + margin of 3%/year and adjusted periodically every 3 months.

(3) This is a loan at Tien Phong Commercial Joint Stock Bank under the loan contract No. 213/2020/HDTD/GDH/01 dated 09/09/2020 for the purpose of borrowing to buy 2 cars for the purpose of traveling and transporting officials and employees. The loan term is 72 months from 10/09/2020 to 09/09/2026. The interest rate applied from the date of receiving the first debt until 09/09/2021 is 9.4%/year, the interest rate for subsequent periods will be adjusted once every 3 months by TPbank's 3-month VND base interest rate at the time of adjustment (+) margin of 4.6%/year.

(4) See Note V.11.

11. BONDS ISSUED

	<i>As at 01/01/2024</i>			<i>As at 31/12/2024</i>		
	<i>Value</i>	<i>Rate</i>	<i>Term</i>	<i>Value</i>	<i>Rate</i>	<i>Term</i>
- Face value bond	500,000,000,000	12.3%/year	5 year	500,000,000,000	10.675%/year	5 year
	500,000,000,000			500,000,000,000		
Total						

(*) The bond is offered to the public and has been listed on HNX with the Bond Code of BCG122006. Par value: VND 100,000/bond. Bond maturity: 5 years. Type of bond: non-convertible, warrantless, and unsecured. Bonds with a combined interest rate of fixed and floating interest rates are determined as follows: The first 2 interest periods are 11.5%/year. The next interest calculation periods after the first 2 interest calculation periods are floating interest rates determined according to the following formula: Interest rate = reference interest rate at that interest calculation period + margin of 6%/year. According to Resolution No. 80/2024/NQ-HDQT-BCG dated December 25, 2024, the Company will proceed with the early redemption of bonds. The planned buyback date is January 20, 2025. According to Resolution 80/2024/NQ-HDQT-BCG dated January 17, 2025, the Company proceeded with the early redemption of bonds. As of the reporting date, the Company has completed the first phase of the redemption, repurchasing a total of 3,971,632 bonds.

12. TRADE PAYABLES

	<i>As at 31/12/2024</i>		<i>As at 01/01/2024</i>	
	<i>Value</i>	<i>Recoverable value</i>	<i>Value</i>	<i>Recoverable value</i>
<i>a. Short-term</i>	<i>33,559,074,351</i>	<i>33,559,074,351</i>	<i>19,229,406,817</i>	<i>19,229,406,817</i>
- Helios Service And Investment Joint Stock Company	16,108,087,763	16,108,087,763	14,072,766,945	14,072,766,945
- Shuaa Investment And Trading Joint Stock Company	585,342,838	585,342,838	2,621,757,602	2,621,757,602
- Woomi Global Company Limited	12,375,000,000	12,375,000,000	-	-
- Others	4,490,643,750	4,490,643,750	2,534,882,270	2,534,882,270
<i>b. Long-term</i>	<i>-</i>	<i>-</i>	<i>-</i>	<i>-</i>
Total	<u>33,559,074,351</u>	<u>33,559,074,351</u>	<u>19,229,406,817</u>	<u>19,229,406,817</u>

c. Trade payables to related parties

(Details of this section are presented at Note VIII.1.c).

13. STATUTORY OBLIGATIONS AND RECEIVABLES FROM THE STATE

	<i>As at 01/01/2024</i>	<i>Payable during the period</i>	<i>Paid amounts during the period</i>	<i>As at 31/12/2024</i>
	<i>a. Payables</i>	<i>377,473,419</i>	<i>5,852,892,928</i>	<i>5,594,985,159</i>
Value added tax	25,572,344	121,752,131	147,324,475	-
Personal income tax	351,901,075	4,480,913,932	4,197,433,819	635,381,188
Other taxes	-	1,250,226,865	1,250,226,865	-
	<i>As at 01/01/2024</i>	<i>Decrease</i>	<i>Increase</i>	<i>As at 31/12/2024</i>
<i>b. Receivables</i>	<i>1,063,777</i>	<i>-</i>	<i>-</i>	<i>1,063,777</i>
Corporate income tax	1,063,777	-	-	1,063,777

The Company's tax settlements are subject to examination by the Tax Authority. Because the application of tax laws and regulation to many types of transactions is susceptible to varying interpretations, amounts reported in the financial statements could be changed at a later date upon final determination by the Tax Authority.

14. ACCURED EXPENSES

	<i>As at 31/12/2024</i>	<i>As at 01/01/2024</i>
<i>a. Short-term</i>	<i>29,970,971,233</i>	<i>34,592,945,115</i>
- Accured interest expenses, bond yield	24,128,424,657	28,001,119,674
- Accured interest on corpooration business contract	5,041,825,441	5,041,825,441
- Others	800,721,135	1,550,000,000
<i>b. Long-term</i>	<i>-</i>	<i>-</i>
Total	<u>29,970,971,233</u>	<u>34,592,945,115</u>

15. OTHER PAYABLES

	<i>As at 31/12/2024</i>	<i>As at 01/01/2024</i>
<i>a. Short-term</i>	<i>107,390,361,952</i>	<i>2,232,720,193,960</i>
- Trade union fees; Social, health, unemployment insurance	338,255,700	236,472,640
- Others	107,052,106,252	2,232,483,721,320
+ <i>Thang Long Property Service Business Company Limited</i>	-	378,000,000,000
+ <i>BCG Financial Joint Stock Company</i>	-	282,500,000,000
+ <i>New Vision Construction Consulting Design Joint Stock Company</i>	-	1,425,000,000,000
+ <i>Tran Thuy Dung</i>	-	30,920,300,000
+ <i>Chi Thuy Service Joint Stock Company</i>	91,063,000,000	-
+ <i>Others</i>	15,989,106,252	116,063,421,320
<i>b. Long-term</i>	<i>716,200,400,000</i>	<i>1,563,052,000,000</i>
- Payables from Business Corporation Contract	716,200,400,000	1,563,052,000,000
+ <i>Chi Thuy Service Joint Stock Company</i>	-	520,000,000,000
+ <i>Gia Khang Trading Investment and Service Joint Stock Company</i>	-	104,000,000,000
+ <i>BCG Land Joint Stock Company</i> (1)	420,000,000,000	420,000,000,000
+ <i>Artemis Investment Joint Stock Company</i> (2)	296,200,400,000	279,500,000,000
+ <i>Artemis Investment Joint Stock Company</i>	-	239,552,000,000

Notes:

(1) This is payable according to the Business Cooperation Contract No. 1805/2022/HD-HTDT-BCG-HL dated 18/05/2022 between Bamboo Capital Group Joint Stock Company and BCG Land Joint Stock Company on the investment in Group 5 Residential Project, Nghia Phu Ward at Nghia Phu Ward, Gia Nghia City, Dak Nong Province is invested by Bamboo Capital Group Joint Stock Company. Implementation period 48 months from the date of signing the contract. Profit is calculated according to: (1) cash distribution: profit will be divided according to the proportion of capital contribution in the total investment after the project is put into actual operation; (2) division by project products: after the project is completed construction, there is a record of acceptance and acceptance into use and settlement, the parties will divide the products according to the capital contribution ratio of the parties.

(2) This is the amount received under the Business Cooperation Contract No. 04/2023/HTKD-BCG-ART dated 20/10/2023 between Bamboo Capital Group Joint Stock Company and Artemis Investment Joint Stock Company for investment in Group 5 Residential Project, Nghia Phu Ward at Nghia Phu Ward, Gia Nghia City, Dak Nong Province is invested by Bamboo Capital Group Joint Stock Company. The cooperation period is 04 years from the date of signing the contract. Based on the results of business investment in projects, the parties divide profits based on the actual business results of the project, the profit distribution will be made on the end date of the contract.

BAMBOO CAPITAL GROUP JOINT STOCK COMPANY

No.27C, Quoc Huong Street, Thao Dien Ward, Thu Duc City, Ho Chi Minh City

Separate Financial Statements

Quarter 4/2024

16. OWNER'S EQUITY*a. Comparison table of owner's equity fluctuations*

	Contributed capital	Share premium	Undistributed earnings	Total
As at January 01, 2023	5,334,676,220,000	866,926,422,000	20,993,050,608	6,222,595,692,608
- Profits for the period	-	-	882,176,263	882,176,263
As at December 31, 2023	5,334,676,220,000	866,926,422,000	21,875,226,871	6,223,477,868,871
As at January 01, 2024	5,334,676,220,000	866,926,422,000	21,875,226,871	6,223,477,868,871
- Capital increase during the period from the offering to existing shareholders (*)	2,667,290,030,000	-	-	2,667,290,030,000
- Issuance of shares from share premium (**)	800,140,190,000	(800,140,190,000)	-	-
- Profits for the period	-	-	45,894,721,633	45,894,721,633
- Distribution of profits after tax	-	(394,540,000)	-	(394,540,000)
As at December 31, 2024	8,802,106,440,000	66,391,692,000	67,769,948,504	8,936,268,080,504

Notes:

(*) Implementing the Resolution of the General Meeting of Shareholders No. 06/2022/NQ-DHDCD-BCG dated 22/07/2022, the Resolution of the General Meeting of Shareholders No. 02/2023/NQ-DHDCD-BCG dated 15/03/2023 and relevant Resolutions of the Board of Directors, the Company makes an additional public offering of shares to existing shareholders to increase the Company's charter capital. Total number of shares distributed in the issuance: 266,729,003 shares.

(**) Implementing the Resolution of the General Meeting of Shareholders No. 04/2024/NQ-DHDCD-BCG dated April 27, 2024, and the Board of Directors' Resolution No. 63/2024/NQ-HDQT-BCG dated July 3, 2024, the Company has issued shares to increase charter capital from share premium. The total number of shares issued in this offering is 80,014,019 shares.

16. OWNER'S EQUITY (CONTINUED)

b. Details of owner's investment

	<u>As at 31/12/2024</u>	<u>As at 01/01/2024</u>
- State owner	-	-
- Other organizations and individuals	8,802,106,440,000	5,334,676,220,000
Total	<u>8,802,106,440,000</u>	<u>5,334,676,220,000</u>

c. Capital transactions with owners and distribution of dividends or profits

	<u>From 01/01/2024 to 31/12/2024</u>	<u>From 01/01/2023 to 31/12/2023</u>
- <i>Owner's invested equity</i>		
+ Opening capital	5,334,676,220,000	5,334,676,220,000
+ Increase in capital during the period	3,467,430,220,000	-
+ Decrease in capital during the period	-	-
+ Closing capital	8,802,106,440,000	5,334,676,220,000
- <i>Dividends, distributed profits</i>	-	-

d. Shares

	<u>As at 31/12/2024</u>	<u>As at 01/01/2024</u>
- Authorised shares	880,210,644	533,467,622
- Issued shares	880,210,644	533,467,622
+ <i>Ordinary shares</i>	880,210,644	533,467,622
- Shares in circulation	880,210,644	533,467,622
+ <i>Ordinary shares</i>	880,210,644	533,467,622
+ <i>Preference shares</i>	-	-

(*) Par value of outstanding shares: VND 10,000 per share.

21. OFF-BALANCE SHEET ITEMS

	<u>As at 31/12/2024</u>	<u>As at 01/01/2024</u>
<i>a. Foreign currencies</i>		
- US Dollar (USD)	843.82	870.22

VI. NOTES TO THE SEPARATE INCOME STATEMENT

Currency: VND

1. REVENUES FROM SALES AND SERVICES RENDERED

	<i>Quarter 4/2024</i>	<i>Quarter 4/2023</i>
<i>a. Revenues</i>	<u>8,100,000,000</u>	<u>9,325,500,000</u>
- Revenue from services rendered	8,100,000,000	9,325,500,000
<i>b. Revenue deductions</i>	-	-
Net revenues from sales and services rendered	<u>8,100,000,000</u>	<u>9,325,500,000</u>
<i>c. Revenue to related parties</i> (Details of this section are presented at Note VIII.1.b).		

2. COST OF GOODS SOLD

	<i>Quarter 4/2024</i>	<i>Quarter 4/2023</i>
- Cost of services rendered	<u>4,642,811,046</u>	<u>3,266,449,363</u>
Total	<u>4,642,811,046</u>	<u>3,266,449,363</u>

3. FINANCIAL INCOME

	<i>Quarter 4/2024</i>	<i>Quarter 4/2023</i>
- Interest income from deposits and lending	<u>30,884,015,958</u>	<u>22,814,499,342</u>
- Interest income from shares and bonds investment	-	62,431,250
- Realized foreign exchange rate differences gain	959,461	886,609
- Interest receivables from BCC	122,958,904	1,122,904,110
- Others		
Total	<u>31,007,934,323</u>	<u>24,000,721,311</u>

4. FINANCIAL EXPENSES

	<i>Quarter 4/2024</i>	<i>Quarter 4/2023</i>
- Interest expenses on lending and bonds	<u>13,988,084,652</u>	<u>16,590,414,596</u>
- Loss from disposal from financial investments	18,753,000	-
- Provisions/(reversal of provisions) of financial investments	(26,742,464,331)	(18,413,639,618)
- Others	174,999,999	174,999,999
Total	<u>(12,560,626,680)</u>	<u>(1,648,225,023)</u>

5. SELLING EXPENSES AND GENERAL AND ADMINISTRATIVE EXPENSES

	<i>Quarter 4/2024</i>	<i>Quarter 4/2023</i>
<i>a. Selling expenses incurred during the year</i>	-	-
<i>b. General and administrative expenses incurred during the year</i>	16,071,408,015	17,280,371,163
- Labour costs	3,816,733,292	5,171,635,998
- Materials expenses	506,884,327	557,037,773
- Office supplies	49,369,975	107,089,015
- Depreciation expenses	504,065,790	501,857,304
- Taxes, fees and duties	3,181,818	11,333,387
- Outside service expenses	10,745,499,005	9,051,038,592
- Others	445,673,808	1,880,379,094

6. OTHER EXPENSES

	<i>Quarter 4/2024</i>	<i>Quarter 4/2023</i>
-Charitable expenses	400,000,000	-
- Others	-	14,083,200
Total	400,000,000	14,083,200

7. PRODUCTION AND BUSINESS COST BY ELEMENTS

	<i>Quarter 4/2024</i>	<i>Quarter 4/2023</i>
- Raw materials	506,884,327	557,037,773
- Labour costs	3,816,733,292	5,171,635,998
- Depreciation expenses	504,065,790	501,857,304
- Outside service expenses	10,745,499,005	9,051,038,592
- Others	498,225,601	1,998,801,496
Total	16,071,408,015	17,280,371,163

8. CURRENT CORPORATE INCOME TAX EXPENSES

	<i>Quarter 4/2024</i>	<i>Quarter 4/2023</i>
- Total net profit before tax	30,554,341,942	14,413,542,608
- Adjust the profit before tax to determine corporate income tax	592,200,001	(471,299,999)
+ Increase adjustments	592,200,001	192,200,001
+ Decrease adjustments	-	(663,500,000)
- Total taxable income	31,146,541,943	13,942,242,609
+ Losses carry forward	(31,146,541,943)	(13,942,242,609)
- Total assessable income	-	-
- Corporate income tax expenses	-	28,162,000

VII. NOTES TO THE SEPARATE CASH FLOW STATEMENT

1. Non-cash transactions which affects on Cash flow statement: None.

	<i>From 01/01/2024 to 31/12/2024</i>	<i>From 01/01/2023 to 31/12/2023</i>
- Share dividends and ESOP issuance from undistributed profits	-	301,621,850,000
- Issuance of shares from share premium (*)	800,140,190,000	-

Notes:

(*) During the year, The Company has issued shares to increase charter capital from share premium. The total number of shares issued in this offering is 80,014,019 shares.

2. No cash which the company holds but unable to used: None.

3. Borrowing amount actually collected during the period

	<i>From 01/01/2024 to 31/12/2024</i>	<i>From 01/01/2023 to 31/12/2023</i>
- Proceeds from borrowing under the loan contract	53,830,933,950	50,199,014,081
Total	53,830,933,950	50,199,014,081

4. Cash actually paid for the loan principal during the period

	<i>From 01/01/2024 to 31/12/2024</i>	<i>From 01/01/2023 to 31/12/2023</i>
- Principal repayment under the loan contract	81,143,466,188	142,067,614,518
Total	81,143,466,188	142,067,614,518

VIII. OTHER INFORMATION

1. INFORMATION ABOUT THE RELATED PARTIES

a. Related parties

<i>Related parties</i>	<i>Relationship</i>
Tracodi Construction Holdings Joint Stock Company	Subsidiary
Nguyen Hoang Development Joint Stock Company	Subsidiary
BCG Land Joint Stock Company	Subsidiary
BCG Energy Joint Stock Company	Subsidiary
Cat Trinh Industrial Area BCG Joint Stock Company	Subsidiary
BCG Financial Joint Stock Company	Subsidiary
AAA Insurance Corporation	Subsidiary
Phoenix Mountain Company Limited	Subsidiary
Tipharco Pharmaceutical Joint Stock Company	Subsidiary (reclassified from Associate Company from 05/04)
An Giang Real Estate Joint Stock Company	Indirect Subsidiary
Life Purity Joint Stock Company	Indirect Subsidiary
TCD Plus Joint Stock Company	Indirect Subsidiary
Vietnam Taxi Company Limited	Indirect Subsidiary
Tracodi E&C Company Limited	Indirect Subsidiary
Thanh Phuc Joint Stock Company	Indirect Subsidiary
Tapiotek Joint Stock Company	Indirect Subsidiary
Casa Marina Resort Travel Joint Stock Company	Indirect Subsidiary
Vxperia Trading Joint Stock Company	Indirect Subsidiary

<i>Related parties</i>	<i>Relationship</i>
Sao Sang Sai Gon Corporation	Indirect Subsidiary
Indochina Hoi An Beach Villas Company Limited	Indirect Subsidiary
Conbap Ecological Tourist Co. Ltd.	Indirect Subsidiary
BCG Wind Soc Trang Joint Stock Company	Indirect Subsidiary
BCG Thanh Hóa Energy Joint Stock Company	Indirect Subsidiary
Skylar Joint Stock Company	Indirect Subsidiary
Clean Energy Vision Development Joint Stock Company	Indirect Subsidiary
Greensky Infinitive Joint Stock Company	Indirect Subsidiary (divestment from 5/9/2024)
Cosmos Solar Joint Stock Company	Indirect Subsidiary (dissolution on 20/02/2024)
Thanh Nguyen Energy Development and Investment Company Limited	Indirect Subsidiary
Dong Thanh 1 Wind Power Company Limited	Indirect Subsidiary
Dong Thanh 2 Wind Power Company Limited	Indirect Subsidiary
Aurai Wind Energy Joint Stock Company	Indirect Subsidiary
BCG Vinh Long Joint Stock Company	Indirect Subsidiary
Herb Solar Joint Stock Company	Indirect Subsidiary
Orchid Solar Joint Stock Company	Indirect Subsidiary
Violet Solar Joint Stock Company	Indirect Subsidiary
BCG Gaia Joint Stock Company	Indirect Subsidiary
BCG - Bang Duong Energy Joint Stock Company	Indirect Subsidiary
Hanwha - BCG Bang Duong Energy Joint Stock Company	Indirect Subsidiary
Gia Huy Electric Development Joint Stock Company	Indirect Subsidiary
BCG Dien Bien Dong Wind Power Joint Stock Company	Indirect Subsidiary (From 24/04/2024)
Anton Joint Stock Company	Indirect Subsidiary (From 23/06/2024)
BCG Eco Joint Stock Company	Indirect Subsidiary (From 19/06/2024)
B.O.T DT 830 Company Limited	Associate
Helios Village Company Limited	Associate (reclassified from Subsidiary from 29/02/2024)
Skylight Power Company Limited	Indirect Associate
Hanwha BCGE O&M Limited Liability Company	Indirect Associate
Gia Khang Trading Investment and Service Joint Stock Company	Indirect Associate
BCG - SP Greensky Joint Stock Company	Indirect Associate
Son Long Investment and Development Joint Stock Company	Indirect Associate
An Giang Real Estate Joint Stock Company	Indirect Associate
Tam Sinh Nghia Investment Development Joint Stock Company	Indirect Associate (From 31/01/2024)
TNS Ha Nam Joint Stock Company	Indirect Associate (From 08/07/2024)
TNS Hon Dat Joint Stock Company	Indirect Associate (From 08/07/2024)
TNS Hue Joint Stock Company	Indirect Associate (From 08/07/2024)
TNS Long An Joint Stock Company	Indirect Associate (From 08/07/2024)
Core Vietnam Joint Stock Company	Indirect Associate (From 19/07/2024)
BCG Khai Long 1 Wind Power Joint Stock Company	Shares the same key management personnel
BCG Khai Long 2 Wind Power Joint Stock Company	Shares the same key management personnel
BCG Khai Long 3 Wind Power Joint Stock Company	Shares the same key management personnel
E Power 1 JSC	No longer a related party as of 29/05/2024
Mega Solar Joint Stock Company	No longer a related party as of 29/05/2024
The Board of Directors, Management, Supervisors, Chief Accountant and Disclosure Person	Executive board

b. Significant transactions with related parties

<i>Related parties</i>	<i>Transactions</i>	<i>Quarter 4/2024</i>
Nguyen Hoang Development Joint Stock Company	Provision of services	720,000,000
	Provision of services	1,440,000,000
Tracodi Construction Holdings Joint Stock Company	Lending	2,134,500,000
	Interest from loans	1,308,615,751
BCG Energy Joint Stock Company	Provision of services	2,955,000,000
	Interest from loans	3,023,013,700
B.O.T DT 830 Company Limited	Interest from BCC	122,958,904
	Provision of services	2,160,000,000
BCG Land Joint Stock Company	Lending	181,250,000,000
	Interest from loans	397,260,274
AAA Insurance Corporation	Provision of services	750,000,000
	Purchase of insurances	43,001,000
BCG Wind Soc Trang Joint Stock Company	Purchase of insurances	8,888,109,589
Dong Thanh 2 Wind Power Company Limited	Purchase of insurances	9,873,534,246
Indochina Hoi An Beach Villas Company Limited	Interest from loans	7,004,332,877
Vietnam Taxi Company Limited	Provision of services	9,200,000
Sao Sang Sai Gon Corporation	Interest from loans	75,616,438
Conbap Ecological Tourist Co. Ltd.	Interest from loans	252,054,795
Clean Energy Vision Development Joint Stock Company	Car rental	75,000,000
	Proceed from loan	5,000,000,000
BCG Financial Joint Stock Company	Interest from loans	684,932

c. Remuneration of the Board of Directors, Management, Supervisors and salary of other managers:

<i>Name</i>	<i>Title</i>	<i>Quarter 4/2024</i>
Kou Kok Yiow	Vice Chairman of BOD (Appointed on 27/04/2024) Member of BOD (Dismissed on 27/04/2024)	60,000,000
Nguyen Thanh Hung	Vice Chairman of BOD Deputy General Director (Dismissed on 06/02/2024)	30,000,000
Pham Minh Tuan	Vice Chairman of BOD Deputy General Director (Dismissed on 06/02/2024)	30,000,000
Nguyen Tung Lam	Member of BOD General Director (Appointed on 08/04/2024)	400,000,000
Tan Bo Quan, Andy	Member of BOD	30,000,000
Nguyen Quoc Khanh	Member of BOD	15,000,000
Vu Xuan Chien	Member of BOD	30,000,000
Dang Dinh Tuan	Member of BOD	15,000,000
Hoang Trung Thanh	Member of BOD (Appointed on 27/04/2024)	30,000,000
Pham Huu Quoc	Chief Financial Officer cum Chief Accountant	400,000,000
Dong Hai Ha	Head of the Board of Supervisors	30,000,000
Nguyen Viet Cuong	Member of the Board of Supervisors	15,000,000
Leong Kwek Choon	Member of the Board of Supervisors (Appointed on 27/04/2024)	15,000,000
Total		1,100,000,000

d. Closing balance with related parties

<i>Related parties</i>	<i>Code on Balance Sheet</i>	<i>Value</i>
Nguyen Hoang Development Joint Stock Company	131	2,032,800,000
BCG Financial Joint Stock Company	338	5,000,000,000
	319	684,932
BCG Wind Soc Trang Joint Stock Company	136	16,910,326,027
	215	53,000,000,000
BCG Energy Joint Stock Company	131	1,647,200,000
Dong Thanh 1 Wind Power Company Limited	131	570,000,000
Dong Thanh 2 Wind Power Company Limited	136	11,913,030,140
	215	47,000,000,000
BCG Land Joint Stock Company	131	3,110,400,000
	136	397,260,274
Indochina Hoi An Beach Villas Company Limited	337	420,000,000,000
	215	151,445,000,000
Hanwha BCGE O&M Limited Liability Company	136	9,204,743,835
	131	202,500,000
Clean Energy Vision Development Joint Stock Company	131	81,000,000
Tracodi Construction Holdings Joint Stock Company	135	52,360,239,000
	136	256,209,546
Sao Sang Sai Gon Corporation	215	3,000,000,000
	136	130,684,931
Conbap Ecological Tourist Co. Ltd.	215	10,000,000,000
	136	435,616,439

2. INFORMATION SEGMENT REPORTING

The company mainly provides services only in the territory of Vietnam. Therefore, the Company does not present divisional reports by geographical area nor business segment.

3. EVENTS AFTER THE END OF THE ACCOUNTING PERIOD

Pursuant to Resolution No. 80/2024/NQ-HĐQT-BCG dated December 25, 2024, and Resolution No. 02/2025/NQ-HĐQT-BCG dated January 17, 2025, regarding the approval of the plan to repurchase the entire bond issuance with code BCG122006 before maturity in two phases, the Company has repurchased 3,971,632 bonds equivalent to VND 397,163,200,000 on January 20, 2025. The remaining 1,028,368 bonds, equivalent to VND 102,836,800,000, will be fully repurchased in the next phase.

4. COMPARATIVE FIGURES

The comparative figures are those in the separate financial statements for the fiscal year ended December 31, 2023, audited by Southern Auditing & Accounting Financial Consulting Services Company Limited and the separate financial statements for Q4/2023 of the Company.

Preparer



Huynh Minh Truong

Chief Accountant



Pham Huu Quoc



Prepared on 24 January 2025

Vice Chairman



Pham Minh Tuan

(According to Power of Attorney No. 05/2024/UQ-HĐQT-BCG dated May 21, 2024)

