

## CONSOLIDATED STATEMENT OF FINANCIAL POSITION

Quater I/2025

Unit: VND

No	Items	Note	Quarter-End Balance	Year-Opening Balance
<b>A</b>	<b>ASSETS</b>			
<b>I</b>	<b>Cash on hand, gold, silver and gemstones</b>	<b>V.01</b>	<b>307,634,542,365</b>	<b>332,682,411,624</b>
<b>II</b>	<b>Balances with the State Bank of Vietnam</b>	<b>V.02</b>	<b>1,186,591,195,361</b>	<b>1,307,943,260,441</b>
<b>III</b>	<b>Balances with and loans to other credit institutions</b>	<b>V.03</b>	<b>17,693,488,340,874</b>	<b>17,688,962,745,317</b>
1	Balances with other credit institutions		12,303,488,340,874	11,888,962,745,317
2	Loans to other credit institutions		5,390,000,000,000	5,800,000,000,000
3	Provisions for loans to other credit institutions (*)		-	-
<b>IV</b>	<b>Trading securities</b>	<b>V.04</b>	<b>-</b>	<b>-</b>
1	Trading securities		-	-
2	Provisions for impairment of trading securities (*)		-	-
<b>V</b>	<b>Derivatives and other financial assets</b>	<b>V.05</b>	<b>-</b>	<b>-</b>
<b>VI</b>	<b>Loans to customers</b>	<b>V.06</b>	<b>84,104,940,067,508</b>	<b>79,157,063,600,968</b>
1	Loans to customers		84,910,468,292,933	79,915,536,116,174
2	Provisions for loans to customers (*)	V06.2	(805,528,225,425)	(758,472,515,206)
<b>VII</b>	<b>Debt purchase</b>	<b>V.07</b>	<b>-</b>	<b>-</b>
1	Debt purchase		-	-
2	Provision for debt purchase (*)		-	-
<b>VIII</b>	<b>Investment securities</b>	<b>V.08</b>	<b>17,780,619,055,545</b>	<b>14,132,542,068,014</b>
1	Available-for-sale securities		17,794,691,955,545	14,146,614,968,014
2	Held-to-maturity securities		-	-
3	Provisions for impairment of investment securities (*)		(14,072,900,000)	(14,072,900,000)
<b>IX</b>	<b>Long-term investments</b>	<b>V.09</b>	<b>82,610,010,000</b>	<b>82,610,010,000</b>
1	Investment in subsidiaries		-	-
2	Investments in joint-ventures		-	-
3	Investments in associates		-	-
4	Other long-term investments		82,610,010,000	82,610,010,000
5	Provision for impairment of long-term investments (*)		-	-
<b>X</b>	<b>Fixed assets</b>		<b>228,532,259,317</b>	<b>235,920,702,325</b>
1	Tangible fixed assets	V.10	74,575,312,882	79,492,173,316
a	Cost		319,125,415,705	319,125,415,705
b	Accumulated depreciation (*)		(244,550,102,823)	(239,633,242,389)
2	Finance lease assets	V.11	-	-
a	Cost		-	-
b	Accumulated amortization (*)		-	-
3	Intangible fixed assets	V.12	153,956,946,435	156,428,529,009
a	Cost		270,525,505,969	268,564,701,169
b	Accumulated amortization (*)		(116,568,559,534)	(112,136,172,160)
<b>XI</b>	<b>Investment properties</b>	<b>V.13</b>	<b>-</b>	<b>-</b>
a	Cost		-	-
b	Accumulated depreciation (*)		-	-
<b>XII</b>	<b>Other assets</b>	<b>V.14</b>	<b>7,662,028,938,229</b>	<b>6,894,311,893,838</b>
1	Receivables	V.14.2	1,908,015,057,199	1,858,916,690,044
2	Accrued interest and fee receivables		4,803,118,026,101	4,676,753,561,658
3	Deferred income tax assets	V22.1	-	-
4	Other assets	V.14	1,318,906,954,370	726,652,741,577
	- In which: Goodwill	V.15	-	-
5	Provisions for impairment of other on-statement of financial position assets	V.14.3	(368,011,099,441)	(368,011,099,441)
	<b>TOTAL ASSETS</b>		<b>129,046,444,409,199</b>	<b>119,832,036,692,527</b>
<b>B</b>	<b>Liabilities and shareholders' equity</b>			
<b>I</b>	<b>Due to the Government and the State Bank of Vietnam</b>	<b>V.16</b>	<b>5,084,004,336,446</b>	<b>2,089,135,194,031</b>
<b>II</b>	<b>Deposits and borrowings from other credit institutions</b>	<b>V.17</b>	<b>15,189,916,108,789</b>	<b>14,105,595,505,524</b>
1	Deposits from other credit institutions		13,162,054,978,984	12,078,354,793,645
2	Borrowings from other credit institutions		2,027,861,129,805	2,027,240,711,879
<b>III</b>	<b>Deposits from customers</b>	<b>V.18</b>	<b>93,896,377,376,687</b>	<b>90,289,420,877,823</b>
<b>IV</b>	<b>Derivatives and other financial liabilities</b>	<b>V.05</b>	<b>469,520,000</b>	<b>8,625,190,000</b>



No	Items	Note	Quarter-End Balance	Year-Opening Balance
V	Grants, trusted funds and borrowings at risk of credit institution	V.19	-	-
VI	Valuable papers issued	V.20	3,550,000,000,000	2,145,000,000,000
VII	Other liabilities	V.22	2,173,816,610,914	2,337,582,372,757
1	Accrued interest and fee payables		1,487,929,131,025	1,617,346,167,552
2	Deferred income tax payables	V22.2	-	-
3	Other payables and liabilities	V.21	685,887,479,889	720,236,205,205
4	Other provisions	V.21	-	-
	<b>Total liabilities</b>		<b>119,894,583,952,836</b>	<b>110,975,359,140,135</b>
VIII	Shareholders' equity	V.23	9,151,860,456,363	8,856,677,552,392
1	Capital		5,399,712,500,351	5,399,712,500,351
a	Charter capital		5,399,600,430,000	5,399,600,430,000
b	Capital for construction investment		-	-
c	Share premium		98,600,000	98,600,000
d	Treasury shares		-	-
e	Preference shares		-	-
g	Others		13,470,351	13,470,351
2	Reserves		620,146,137,521	620,146,137,521
3	Exchange rate differences		2,248,925,020	-
4	Differences upon asset revaluation		-	-
5	Retained earnings		3,129,752,893,471	2,836,818,914,520
IX	Non-controlling interest		-	-
	<b>TOTAL LIABILITIES AND SHAREHOLDERS' EQUITY</b>		<b>129,046,444,409,199</b>	<b>119,832,036,692,527</b>

**OFF-CONSOLIDATED STATEMENT OF FINANCIAL POSITION ITEMS**

No	Items	Note	Quarter-End Balance	Year-Opening Balance
I	Credit guarantees		-	-
II	Exchange transaction commitments		2,121,065,000,000	1,653,015,000,000
1	Buying FX commitment		-	-
2	Selling FX commitment		-	-
3	Swap commitment		2,121,065,000,000	1,653,015,000,000
4	Future commitments		-	-
III	Other guarantees	VIII.39	-	-
IV	Letters of credit		-	7,690,334,400
V	Other guarantees		242,860,044,412	227,263,768,983
VI	Other commitments		-	-
VII	Uncollected interest and fee receivables	VIII.40	2,463,594,312,824	2,293,352,271,042
VIII	Bad debts written-off	VIII.40	7,017,163,444,779	6,712,331,407,277
IX	Other assets and receipts	VIII.40	2,096,533,102,263	2,057,338,706,785

Preparer

*Do Thi Phuong Loan*  
Do Thi Phuong Loan

Chief Accountant

*Nguyen Thanh Cong*  
Nguyen Thanh Cong

Hà Nội, April 14 2025  
Acting General Director



*Nguyễn Văn Trọng*



## CONSOLIDATED STATEMENT OF FINANCIAL POSITION

Quarter I/2025

Unit: million VND

No	Items	Note	Quarter-End Balance	Year-Opening Balance
<b>A</b>	<b>ASSETS</b>			
I	Cash on hand, gold, silver and gemstones	V.01	307,635	332,682
II	Balances with the State Bank of Vietnam	V.02	1,186,591	1,307,943
III	Balances with and loans to other credit institutions	V.03	17,693,488	17,688,963
1	Balances with other credit institutions		12,303,488	11,888,963
2	Loans to other credit institutions		5,390,000	5,800,000
3	Provisions for loans to other credit institutions (*)		-	-
IV	Trading securities	V.04	-	-
1	Trading securities		-	-
2	Provisions for impairment of trading securities (*)		-	-
V	Derivatives and other financial assets	V.05	-	-
VI	Loans to customers	V.06	84,104,940	79,157,064
1	Loans to customers		84,910,468	79,915,536
2	Provisions for loans to customers (*)	V06.2	(805,528)	(758,473)
VII	Debt purchase	V.07	-	-
1	Debt purchase		-	-
2	Provision for debt purchase (*)		-	-
VIII	Investment securities	V.08	17,780,619	14,132,542
1	Available-for-sale securities		17,794,692	14,146,615
2	Held-to-maturity securities		-	-
3	Provisions for impairment of investment securities (*)		(14,073)	(14,073)
IX	Long-term investments	V.09	82,610	82,610
1	Investment in subsidiaries		-	-
2	Investments in joint-ventures		-	-
3	Investments in associates		-	-
4	Other long-term investments		82,610	82,610
5	Provision for impairment of long-term investments (*)		-	-
X	Fixed assets		228,532	235,921
1	Tangible fixed assets	V.10	74,575	79,492
a	Cost		319,125	319,125
b	Accumulated depreciation (*)		(244,550)	(239,633)
2	Finance lease assets	V.11	-	-
a	Cost		-	-
b	Accumulated amortization (*)		-	-
3	Intangible fixed assets	V.12	153,957	156,429
a	Cost		270,526	268,565
b	Accumulated amortization (*)		(116,569)	(112,136)
XI	Investment properties	V.13	-	-
a	Cost		-	-
b	Accumulated depreciation (*)		-	-
XII	Other assets	V.14	7,662,029	6,894,312
1	Receivables	V.14.2	1,908,015	1,858,917
2	Accrued interest and fee receivables		4,803,118	4,676,754
3	Deferred income tax assets	V22.1	-	-
4	Other assets	V.14	1,318,907	726,653
	- In which: Goodwill	V.15	-	-
5	Provisions for impairment of other on-statement of financial position assets	V.14.3	(368,011)	(368,011)
	<b>TOTAL ASSETS</b>		<b>129,046,444</b>	<b>119,832,037</b>
<b>B</b>	<b>Liabilities and shareholders' equity</b>			
I	Due to the Government and the State Bank of Vietnam	V.16	5,084,004	2,089,135
II	Deposits and borrowings from other credit institutions	V.17	15,189,916	14,105,596
1	Deposits from other credit institutions		13,162,055	12,078,355
2	Borrowings from other credit institutions		2,027,861	2,027,241
III	Deposits from customers	V.18	93,896,377	90,289,421
IV	Derivatives and other financial liabilities	V.05	470	8,625
V	Grants, trusted funds and borrowings at risk of credit institution	V.19	-	-
VI	Valuable papers issued	V.20	3,550,000	2,145,000
VII	Other liabilities	V.22	2,173,817	2,337,582
1	Accrued interest and fee payables		1,487,929	1,617,346




No	Items	Note	Quarter-End Balance	Year-Opening Balance
2	Deferred income tax payables	V22.2	-	-
3	Other payables and liabilities	V.21	685,887	720,236
4	Other provisions	V.21	-	-
	<b>Total liabilities</b>		<b>119,894,584</b>	<b>110,975,359</b>
<b>VIII</b>	<b>Shareholders' equity</b>	<b>V.23</b>	<b>9,151,860</b>	<b>8,856,678</b>
1	Capital		5,399,713	5,399,713
a	Charter capital		5,399,600	5,399,600
b	Capital for construction investment		-	-
c	Share premium		99	99
d	Treasury shares		-	-
e	Preference shares		-	-
g	Others		13	13
2	Reserves		620,146	620,146
3	Exchange rate differences		2,249	-
4	Differences upon asset revaluation		-	-
5	Retained earnings		3,129,753	2,836,819
<b>IX</b>	<b>Non-controlling interest</b>		<b>-</b>	<b>-</b>
	<b>TOTAL LIABILITIES AND SHAREHOLDERS' EQUITY</b>		<b>129,046,444</b>	<b>119,832,037</b>

**OFF-CONSOLIDATED STATEMENT OF FINANCIAL POSITION ITEMS**

No	Items	Note	Quarter-End Balance	Year-Opening Balance
<b>I</b>	<b>Credit guarantees</b>		-	-
<b>II</b>	<b>Exchange transaction commitments</b>		<b>2,121,065</b>	<b>1,653,015</b>
1	Buying FX commitment		-	-
2	Selling FX commitment		-	-
3	Swap commitment		2,121,065	1,653,015
4	Future commitments		-	-
<b>III</b>	<b>Other guarantees</b>	<b>VIII.39</b>	-	-
<b>IV</b>	<b>Letters of credit</b>		-	7,690
<b>V</b>	<b>Other guarantees</b>		<b>242,860</b>	<b>227,264</b>
<b>VI</b>	<b>Other commitments</b>		-	-
<b>VII</b>	<b>Uncollected interest and fee receivables</b>	<b>VIII.40</b>	<b>2,463,594</b>	<b>2,293,352</b>
<b>VIII</b>	<b>Bad debts written-off</b>	<b>VIII.40</b>	<b>7,017,163</b>	<b>6,712,331</b>
<b>IX</b>	<b>Other assets and receipts</b>	<b>VIII.40</b>	<b>2,096,533</b>	<b>2,057,339</b>

Preparer



Do Thi Phuong Loan

Chief Accountant



Nguyen Thanh Cong

Ha Noi, April 4 2025  
Acting General Director



*Nguyễn Văn Trọng*




**CONSOLIDATED INCOME STATEMENT**  
Quarter I/2025

Unit: VND

Items	This Quarter (This Year)	This Quarter (Last Year)	Cumulative from the beginning of the year to end of this quarter (This year)	Cumulative from the beginning of the year to the end of this quarter (Last year)
1- Interest and similar income	2,057,069,797,669	1,852,395,453,233	2,057,069,797,669	1,852,395,453,233
2- Interest and similar expenses	(1,444,534,845,537)	(1,312,909,721,983)	(1,444,534,845,537)	(1,312,909,721,983)
<b>I- Net interest income</b>	<b>612,534,952,132</b>	<b>539,485,731,250</b>	<b>612,534,952,132</b>	<b>539,485,731,250</b>
3- Fee and commission income	46,486,740,194	23,336,440,780	46,486,740,194	23,336,440,780
4- Fee and commission expenses	(6,455,060,570)	(8,597,092,965)	(6,455,060,570)	(8,597,092,965)
<b>II- Net fee and commission income</b>	<b>40,031,679,624</b>	<b>14,739,347,815</b>	<b>40,031,679,624</b>	<b>14,739,347,815</b>
<b>III- Net gain/(loss) from foreign currency trading</b>	<b>4,045,013,419</b>	<b>9,755,182,505</b>	<b>4,045,013,419</b>	<b>9,755,182,505</b>
<b>IV- Net gain/(loss) from trading securities</b>	<b>-</b>	<b>-</b>	<b>-</b>	<b>-</b>
<b>V- Net gain/(loss) from investment securities</b>	<b>(2,693,952,967)</b>	<b>17,421,302,595</b>	<b>(2,693,952,967)</b>	<b>17,421,302,595</b>
5- Other operating income	16,729,021,082	61,858,868,158	16,729,021,082	61,858,868,158
6- Other operating expenses	(4,925,688,427)	(280,329,909)	(4,925,688,427)	(280,329,909)
<b>VI- Net other operating income</b>	<b>11,803,332,655</b>	<b>61,578,538,249</b>	<b>11,803,332,655</b>	<b>61,578,538,249</b>
<b>VII- Income from capital contribution, equity investments</b>	<b>-</b>	<b>-</b>	<b>-</b>	<b>-</b>
<b>VIII- Operating expenses</b>	<b>(225,316,493,955)</b>	<b>(228,343,494,554)</b>	<b>(225,316,493,955)</b>	<b>(228,343,494,554)</b>
<b>IX- Net profit before provision for credit losses</b>	<b>440,404,530,908</b>	<b>414,636,607,860</b>	<b>440,404,530,908</b>	<b>414,636,607,860</b>
<b>X- Provision expenses for credit losses</b>	<b>(87,470,551,957)</b>	<b>(166,907,066,944)</b>	<b>(87,470,551,957)</b>	<b>(166,907,066,944)</b>
<b>XI- Total profit before tax</b>	<b>352,933,978,951</b>	<b>247,729,540,916</b>	<b>352,933,978,951</b>	<b>247,729,540,916</b>
7- Current corporate income tax expense	(60,000,000,000)	(45,000,000,000)	(60,000,000,000)	(45,000,000,000)
8- Deferred corporate income tax expense	-	-	-	-
<b>XII- Corporate income tax expense</b>	<b>(60,000,000,000)</b>	<b>(45,000,000,000)</b>	<b>(60,000,000,000)</b>	<b>(45,000,000,000)</b>
<b>XIII- Net profit after tax</b>	<b>292,933,978,951</b>	<b>202,729,540,916</b>	<b>292,933,978,951</b>	<b>202,729,540,916</b>

Preparer



Đỗ Thị Phương Loan

Chief Accountant



Nguyễn Thành Công





**CONSOLIDATED INCOME STATEMENT**  
Quarter I/2025

Unit: million VND

Items	This Quarter (This Year)	This Quarter (Last Year)	Cumulative from the beginning of the year to the end of this quarter (This year)	Cumulative from the beginning of the year to the end of this quarter (Last year)
1- Interest and similar income	2,057,070	1,852,395	2,057,070	1,852,395
2- Interest and similar expenses	(1,444,535)	(1,312,910)	(1,444,535)	(1,312,910)
<b>I- Net interest income</b>	<b>612,535</b>	<b>539,486</b>	<b>612,535</b>	<b>539,486</b>
3- Fee and commission income	46,487	23,336	46,487	23,336
4- Fee and commission expenses	(6,455)	(8,597)	(6,455)	(8,597)
<b>II- Net fee and commission income</b>	<b>40,032</b>	<b>14,739</b>	<b>40,032</b>	<b>14,739</b>
<b>III- Net gain from foreign currency trading</b>	<b>4,045</b>	<b>9,755</b>	<b>4,045</b>	<b>9,755</b>
<b>IV- Net gain/(loss) from trading securities</b>	<b>-</b>	<b>-</b>	<b>-</b>	<b>-</b>
<b>V- Net gain/(loss) from investment securities</b>	<b>(2,694)</b>	<b>17,421</b>	<b>(2,694)</b>	<b>17,421</b>
5- Other operating income	16,729	61,859	16,729	61,859
6- Other operating expenses	(4,926)	(280)	(4,926)	(280)
<b>VI- Net other operating income</b>	<b>11,803</b>	<b>61,579</b>	<b>11,803</b>	<b>61,579</b>
<b>VII- Income from capital contribution, equity investments</b>	<b>-</b>	<b>-</b>	<b>-</b>	<b>-</b>
<b>VIII- Operating expenses</b>	<b>(225,316)</b>	<b>(228,343)</b>	<b>(225,316)</b>	<b>(228,343)</b>
<b>IX- Net profit before provision for credit losses</b>	<b>440,405</b>	<b>414,637</b>	<b>440,405</b>	<b>414,637</b>
<b>X- Provision expenses for credit losses</b>	<b>(87,471)</b>	<b>(166,907)</b>	<b>(87,471)</b>	<b>(166,907)</b>
<b>XI- Total profit before tax</b>	<b>352,934</b>	<b>247,730</b>	<b>352,934</b>	<b>247,730</b>
7- Current corporate income tax expense	(60,000)	(45,000)	(60,000)	(45,000)
8- Deferred corporate income tax expense	-	-	-	-
<b>XII- Corporate income tax expense</b>	<b>(60,000)</b>	<b>(45,000)</b>	<b>(60,000)</b>	<b>(45,000)</b>
<b>XIII- Net profit after tax</b>	<b>292,934</b>	<b>202,730</b>	<b>292,934</b>	<b>202,730</b>

Preparer



Do Thi Phuong Loan

Chief Accountant



Nguyen Thanh Cong

Ha Noi, April 17 2025

Acting General Director



*Nguyen Van Tring*



**CONSOLIDATED CASH FLOW STATEMENT**

(Direct method)

Quarter I/2025


Unit: VND

No	Items	Note	Cumulative from the beginning of the year to the end of this quarter (This year)	Cumulative from the beginning of the year to the end of this quarter (Last year)
	(1)	(2)	(3)	(4)
<b>Cash flows from operating activities</b>				
1	Interest and similar income received		1,930,705,333,226	1,543,156,563,106
2	Interest and similar expense paid		(1,573,951,882,064)	(1,981,931,701,641)
3	Fee and commission received		40,031,679,624	14,739,347,815
4	Net cash received/paid from operating activities (foreign currencies, silver, gold and securities)		1,351,060,452	27,176,485,100
5	Other income		6,492,669,723	40,757,885,154
6	Receipts from recovery of bad debts previously written off		8,280,400,000	20,418,016,731
7	Payments to employees and other operating activities		(256,196,207,153)	(221,270,647,175)
8	Corporate income tax paid		(86,514,022,981)	(64,212,795,468)
<b>Cash flows from operating profits before changes in operating assets and liabilities</b>			<b>70,199,030,827</b>	<b>(621,166,846,378)</b>
<b>Changes in operating assets</b>				
9	(Increase)/Decrease in balances with and loans to other credit institutions		410,000,000,000	300,000,000,000
10	(Increase)/Decrease in trading securities		(3,648,076,987,531)	(67,382,070,419)
11	(Increase)/Decrease in derivatives and other financial assets		-	-
12	(Increase)/Decrease in loans to customers		(4,994,932,176,759)	(2,333,321,833,686)
13	Decrease in provision to handle risk and compensate for losses		-	-
14	(Increase)/Decrease in other operating assets		(641,352,579,948)	717,898,250,112
<b>Changes in operating liabilities</b>				
15	Increase/(Decrease) in due to the Government and the State Bank		2,994,869,142,415	-
16	Increase/(Decrease) in deposits and borrowings from other credit		1,084,320,603,265	(7,564,869,470,739)
17	Increase/(Decrease) in deposits from customers		3,606,956,498,864	1,385,740,411,649
18	Increase/(Decrease) in valuable papers issued (excluding valuable paper charged to financing activities)		1,405,000,000,000	349,000,000,000
19	Increase/(Decrease) in grants, trusted funds and other borrowings at risk of credit institution		-	-
20	Increase/ (Decrease) in derivative financial instruments and others financial liabilities		(8,155,670,000)	238,243,818,000
21	Increase/(Decrease) in other operating liabilities		(8,509,870,135)	(130,067,812,835)
22	Cash outflow from reserves of the bank		(2,480,450,000)	(1,488,000,000)
<b>I</b>	<b>Net cash flows from operating activities</b>		<b>267,837,540,998</b>	<b>(7,727,413,554,296)</b>
<b>Cash flows from investing activities</b>				
1	Purchase of fixed assets		(1,960,804,800)	(9,905,869,379)
2	Proceeds on disposal of fixed assets		-	402,636,364
3	Payments for disposal of fixed assets		-	-
4	Purchase of investment properties		-	-
5	Proceeds on disposal of investment properties		-	-
6	Payments for disposal of investment properties		-	-
7	Equity investments in other entities		-	-
8	Proceeds from equity investment in other entities		-	-
9	Dividends received from investment in securities and other entities		-	-
<b>II</b>	<b>Net cash flows from investing activities</b>		<b>(1,960,804,800)</b>	<b>(9,503,233,015)</b>



No	Items	Note	Cumulative from the beginning of the year to the end of this quarter (This year)	Cumulative from the beginning of the year to the end of this quarter (Last year)
Cash flows from financing activities			-	-
1	Proceeds from issuance of shares and receipt of contributed capital		-	-
2	Proceeds from issuance of long-term valuable papers eligible to be accounted into equity and other long-term loans		-	-
3	Payments for long-term valuable papers eligible to be accounted into equity and long-term loans repayment		-	-
4	Dividends paid		-	-
5	Purchase of treasury shares		-	-
6	Proceeds from selling of treasury shares		-	-
III	Net cash flows from financing activities		-	-
IV	Net cash flows of period		265,876,736,198	(7,736,916,787,311)
V	Cash and cash equivalents at the beginning of period		13,529,588,417,382	21,243,698,866,270
VI	Adjustment for impact of changes in foreign exchange rate		2,248,925,020	(3,557,056,812)
VII	Cash and cash equivalents at the end of period		13,797,714,078,600	13,503,225,022,147

Preparer



Do Thi Phuong Loan

Chief Accountant



Nguyen Thanh Cong

Ha Noi, April 14 2025

Acting General Director



*Nguyễn Văn Trọng*



**CONSOLIDATED CASH FLOW STATEMENT**

(Direct method)

Quarter 1/2025

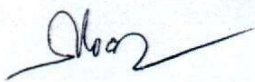
Unit: million VND

No	Items	Note	Cumulative from the	Cumulative from the
			beginning of the year to the end of this quarter (This year)	beginning of the year to the end of this quarter (Last year)
	(1)	(2)	(3)	(4)
<b>Cash flows from operating activities</b>				
1	Interest and similar income received		1,930,705	1,543,157
2	Interest and similar expense paid		(1,573,952)	(1,981,932)
3	Fee and commission received		40,032	14,739
4	Net cash received/paid from operating activities (foreign currencies, silver, gold and securities)		1,351	27,176
5	Other income		6,493	40,758
6	Receipts from recovery of bad debts previously written off		8,280	20,418
7	Payments to employees and other operating activities		(256,196)	(221,271)
8	Corporate income tax paid		(86,514)	(64,213)
<b>Cash flows from operating profits before changes in operating</b>			<b>70,199</b>	<b>(621,167)</b>
<b>Changes in operating assets</b>				
9	(Increase)/Decrease in balances with and loans to other credit		410,000	300,000
10	(Increase)/Decrease in trading securities		(3,648,077)	(67,382)
11	(Increase)/Decrease in derivatives and other financial assets		-	-
12	(Increase)/Decrease in loans to customers		(4,994,932)	(2,333,322)
13	Decrease in provision to handle risk and compensate for losses		-	-
14	(Increase)/Decrease in other operating assets		(641,353)	717,898
<b>Changes in operating liabilities</b>				
15	Increase/(Decrease) in due to the Government and the State Bank		2,994,869	-
16	Increase/(Decrease) in deposits and borrowings from other credit institutions		1,084,321	(7,564,869)
17	Increase/(Decrease) in deposits from customers		3,606,956	1,385,740
18	Increase/(Decrease) in valuable papers issued (excluding valuable paper charged to financing activities)		1,405,000	349,000
19	Increase/(Decrease) in grants, trusted funds and other borrowings at risk of credit institution		-	-
20	Increase/ (Decrease) in derivative financial instruments and others financial liabilities		(8,156)	238,244
21	Increase/(Decrease) in other operating liabilities		(8,510)	(130,068)
22	Cash outflow from reserves of the bank		(2,480)	(1,488)
<b>I</b>	<b>Net cash flows from operating activities</b>		<b>267,838</b>	<b>(7,727,414)</b>
<b>Cash flows from investing activities</b>				
1	Purchase of fixed assets		(1,961)	(9,906)
2	Proceeds on disposal of fixed assets		-	403
3	Payments for disposal of fixed assets		-	-
4	Purchase of investment properties		-	-
5	Proceeds on disposal of investment properties		-	-
6	Payments for disposal of investment properties		-	-
7	Equity investments in other entities		-	-



No	Items	Note	Cumulative from the beginning of the year to the end of this quarter (This year)	Cumulative from the beginning of the year to the end of this quarter (Last year)
8	Proceeds from equity investment in other entities		-	-
9	Dividends received from investment in securities and other entities		-	-
II	Net cash flows from investing activities		(1,961)	(9,503)
<b>Cash flows from financing activities</b>				
1	Proceeds from issuance of shares and receipt of contributed capital		-	-
2	Proceeds from issuance of long-term valuable papers eligible to be accounted into equity and other long-term loans		-	-
3	Payments for long-term valuable papers eligible to be accounted into equity and long-term loans repayment		-	-
4	Dividends paid		-	-
5	Purchase of treasury shares		-	-
6	Proceeds from selling of treasury shares		-	-
III	Net cash flows from financing activities		-	-
IV	Net cash flows of period		265,877	(7,736,917)
V	Cash and cash equivalents at the beginning of period		13,529,588	21,243,699
VI	Adjustment for impact of changes in foreign exchange rate		2,249	(3,557)
VII	Cash and cash equivalents at the end of period		13,797,714	13,503,225

Preparer



Do Thi Phuong Loan

Chief Accountant *4r*



Nguyen Thanh Cong

Hà Nội, April 14 2025  
Acting General Director



*Nguyễn Văn Trọng*



# NOTES TO THE CONSOLIDATED FINANCIAL STATEMENTS

## QUARTER I/2025

### I. OPERATION CHARACTERISTICS OF CREDIT INSTITUTIONS

#### 1. License for establishment and operation

Vietnam-Asia Commercial Joint Stock Bank (the “Bank”) is a joint stock commercial bank established in the Socialist Republic of Vietnam. The Bank was established under Decision No. 440/QD-NHNN dated 09 May 2003 by the Governor of the State Bank of Vietnam (“SBV”) and Banking License No. 12/NH-GP dated 09 May 2003. As at 31 May 2019, SBV issued Banking License No. 55/GP-NHNN to replace Banking License No. 12/NH-GP dated 09 May 2003. The operating duration under the licence is 99 years from the date of 09 May 2003. The Bank is operating under Enterprise Registration Certificate No. 0302963695 granted by the Hanoi Authority for Planning and Investment on 19 June 2003 and the 33rd amended on 17 May 2023.

#### 2. Forms of capital ownership: Shares

#### 3. Board of Directors

Mr. Phuong Thanh Long	Chairman
Mr. Phan Van Toi	Vice Chairman
Mr. Nguyen Hong Hai	Member
Mr. Tran Tien Dung	Member
Mr. Le Hong Phuong	Independent Member

#### 4. Management Board

Mr. Nguyen Van Trong	Acting General Director
Mr. Pham Linh	Deputy General Director (Resigned from 11 <sup>th</sup> January 2025)
Mr. Tran Tien Dung	Deputy General Director
Mr. Bui Xuan Dung	Deputy General Director
Mr. Nguyen Thanh Cong	Chief Accountant

**5. Head office:** 4th and 5th floor, Samsora Premier Building, No. 105 Chu Van An Street, Quang Trung Ward, Ha Dong District, Hanoi.



## 6. Branches:

Ho Chi Minh Branch	119-121 Nguyen Cong Tru Street, District 1, Ho Chi Minh City
Da Nang Branch	33 Hung Vuong Street, Hai Chau District, Da Nang City
Hoi An Branch	567A Hai Ba Trung Street, Cam Pho, Hoi An City
Quang Ngai Branch	27 Phan Dinh Phung Street, Tran Hung Dao Ward, Quang Ngai City
Quy Nhon Branch	273 Tran Hung Dao Street, Tran Hung Dao Ward, Quy Nhon City.
Dong Nai Branch	3-5 Dong Khoi Street, Tam Hoa Ward, Bien Hoa City, Dong Nai Province.
Binh Duong Branch	Ground floor, Becamex Binh Duong Trade Center Building, 230 Binh Duong Boulevard, Phu Hoa Ward, Thu Dau Mot City, Binh Duong Province
Cho Lon Branch	482 Nguyen Tri Phuong Street, Ward 9, District 10, Ho Chi Minh city
Lac Long Quan Branch	343K Lac Long Quan Street, Ward 5, District 11, Ho Chi Minh City.
Tan Binh Branch	31 Ly Thuong Kiet Street, Ward 7, Tan Binh District, Ho Chi Minh City
Sai Gon Branch	229 Nguyen Dinh Chieu Street, Ward 5, District 3, Ho Chi MinhCity
Bac Sai Gon Branch	56/8 Ly Thuong Kiet Street, Quarter 2, Hoc Mon Town, Ho Chi Minh City
Ha Noi Branch	34 Han Thuyen Street, Pham Dinh Ho Ward, Hai Ba Trung District, Ha Noi Capital.
Can Tho Branch	04 Phan Van Tri Street, An Phu Ward, Ninh Kieu District, Can Tho City
An Giang Branch	1296 Tran Hung Dao Street, Group 04, Dong An 1 Hamlet, My Xuyen Ward, Long Xuyen City, An Giang Province.
Bac Lieu Branch	14-15, Lot B, Ba Trieu Street, Ward 3, Bac Lieu City, Bac Lieu Province.
Buon Ma Thuot Branch	1 Ngo Quyen Street, Thang Loi Ward, Buon Ma Thuot City, Dak Lak Province
Bac Ninh Branch	Lot CC 03 - Plot No. 7, Cat Tuong Housing Area, Ly Thai To



	Street, Bac Ninh City.
Quang Ninh Branch	158 Le Thanh Tong Street, Bach Dang Ward, Ha Long City, Quang Ninh Province.
Phan Thiet Branch	02 Le Hong Phong Street, Binh Hung Ward, Phan Thiet City, Binh Thuan Province.
Hai Phòng Branch	Floors 1, 2, 3, House No. 44, Nguyen Duc Canh Street, An Bien Ward Le Chan District, Hai Phong City.
Ha Dong Branch	1st Floor, 105 Chu Van An Street, Quang Trung Ward, Ha Dong District, Hanoi City
Hoang Mai Branch	1st Floor, VTC Online Building, 18 Tam Trinh Street, Minh Khai, Hai Ba Trung District, Hanoi City
Thang Long Branch	349 Hoang Quoc Viet Street, Nghia Tan Ward, Cau Giay District, Hanoi City.

**6. Subsidiary:** Asset Exploitation and Debt Management One Member Company Limited - Vietnam-Asia Commercial Joint Stock Bank was established under Operating License No. 2764/QĐ-NHNN and Business Registration Certificate No. 0310540710, issued by the Department of Planning and Investment of Ho Chi Minh City on 27 December 2010. The company underwent its 12th business registration amendment on 26 June 2023. The capital contribution ratio is 100%.

**7. Total number of staff and employees: 1597 people**

## **II. ACCOUNTING PERIOD AND ACCOUNTING CURRENCY**

### **1. Accounting Period**

The Bank's annual accounting period commences from 01 January and ends as at 31 December.

### **2. Monetary unit**

Monetary unit used in accounting and preparation of financial statements of the Bank and its subsidiary is Vietnamese Dong (VND).

## **III. ACCOUNTING STANDARDS AND ACCOUNTING SYSTEM**

### **1. Accounting standards and system**

The Consolidated Financial Statements are prepared and presented in accordance with the Vietnamese Accounting Standards, Vietnamese Accounting System for credit institutions under Decision No. 479/2004/QĐ-NHNN dated 29 April 2004 by the Governor of the State Bank of Vietnam; System of financial statements for Vietnamese credit institutions under Decision No. 16/2007/QĐ-NHNN dated 18 April 2007 by the Governor of the State Bank of Vietnam; Documents that amend and supplement Decision No. 479/2004/QĐ-NHNN and



---

Decision No. 16/2007/QĐ-NHNN issued by the State Bank of Vietnam include: Circular No. 10/2014/TT -NHNN dated 20 March 2014, Circular No. 49/2014/TT-NHNN dated 31 December 2014, Circular No. 22/2017/TT-NHNN dated 29 December 2017 and Circular No. 27/2021/TT-NHNN dated 31 December 2021 ; Circular No. 202/2014/TT-BTC dated 22 December 2014 by the Ministry of Finance guiding the preparation and presentation of consolidated financial statements.

## **2. Assumption of continuous operation**

The Board of Management of the Bank has assessed the ability to continue as a going concern of the Bank and noted that the Bank has sufficient resources to continue its business in a definite future. In addition, the Bank is not aware of any material uncertainties that may affect the ability to continue operations of the Bank as a going concern. Therefore, the Consolidated Financial Statements are prepared on the going concern assumption.

## **3. Assumptions and uses of estimates**

The preparation of the Consolidated Financial Statements requires the Board of Management to make estimates and assumptions which affect the reported figures of assets and liabilities as well as the disclosure of contingent liabilities. These estimates and assumptions also affect income, expenses and the resultant provisions. Such estimates are necessarily based on assumptions of a variety in degrees of subjectivity and uncertainty. Therefore, the actual results may lead to the adjustments of such provisions in the future.

## **4. Foreign currency transactions**

Foreign currency transactions are translated at the exchange rate applicable on the transaction date. Monetary assets and liabilities denominated in foreign currencies as of month-end are translated at the exchange rate at the end of the month. The monthly exchange revaluation difference are recorded in the foreign exchange revaluation account in the statement of financial position. The balance of revaluation differences is transferred to the statement of profit or loss at year-end.

## **5. Basis of consolidation**

Consolidated Financial Statements are prepared based on consolidating Separate Financial Statements of the Bank and Financial Statements of its subsidiaries under its control for the current accounting period. Control right is achieved when the Bank has power to govern the financial and operating policies of invested companies to obtain benefits from their activities.

The Financial Statements of subsidiaries are applied accounting policies that are consistent with the accounting policies of the Bank. If necessary, the Financial Statements of



subsidiaries may be adjusted to ensure the consistence between accounting policies applied at the Bank and its subsidiary.

Balance, main incomes and expenses, including unrealized profits from intra-group transactions are eliminated in full from consolidated financial statements.

#### **6. Deposits with and loans to other credit institutions**

Deposits with other credit institutions, except for current deposits, are term deposits at other credit institutions and foreign bank branches with terms of not exceeding three months. Loans to other credit institutions are loans with original terms of not exceeding twelve months. Current deposits at other credit institutions are stated at the outstanding principal balance.

Term deposits and loans to other credit institutions are stated at the outstanding principal balance less any specific provision for credit risks.

The classification of term deposits and loans to other credit institutions is carried out in accordance with Circular No. 31/2024/TT-NHNN dated July 1, 2024, issued by the State Bank of Vietnam on the classification of earning assets ("Circular 31"), and the credit risk provisioning is implemented in accordance with Decree No. 86/2024/ND-CP dated July 11, 2024, of the Government regulating the classification of earning assets, provisioning rates, methods for credit risk provisioning, and the use of provisions to handle risks ("Decree 86").

According to Decree 86, the Bank is not required to make general provision for balances with and loans to other credit institutions.

#### **7. Loans to customers**

##### *Outstanding loans to customers*

Loans are stated on the consolidated statement of financial position at the principal amounts outstanding at the end of the year..

Provision for loan to customers is recorded and stated in separate line in the consolidated statement of financial position.

Short-term loans are those with a repayment date of up to 1 year, medium-term loans are those with a repayment date from 1 year to 5 years and long-term loans are those with a repayment date of over 5 years.

According to Circular 31 , loans to customers are classified according to level of risk as follows: Current, Special mention, Sub-standard, Doubtful and Loss based on overdue status and other qualitative factors of the loans.

According to Circular No. 01/2020/TT-NHNN dated 13 March 2020 of the State Bank of Vietnam ("Circular 01") providing instructions for credit institutions and foreign branch banks on debt rescheduling, exemption or reduction of interest and fees, retention of debt



categories to assist borrowers affected by Covid-19 pandemic, amended and supplemented by Circular No. 03/2021/TT-NHNN dated 02 April 2021 ("Circular 03") and Circular No. 14/2021/TT-NHNN dated 07 September 2021 of the State Bank of Vietnam ("Circular 14"), the Bank is allowed to reschedule the repayment period and keep the same debt group before the restructuring time for debts incurred before 01 August 2022 meeting the requirements of Circular 01, Circular 03 and Circular 14.

Besides, according to the Circular No. 02/2023/TT-NHNN ("Circular 02") providing instructions for credit institutions and foreign branch banks on debt rescheduling and retention of debt categories to assist borrowers in difficulties. The Bank may consider rescheduling outstanding debt, including the principal and/or interest (including the debts regulated by the Government's Decree No. 55/2015/ND-CP dated June 09, 2015 on credit policies serving development of agriculture and rural areas (with amendments)) on the basis of borrowers' requests, its financial capacity for debts incurred before 24 April 2023 meeting the requirements of this Circular.

In addition, according to Circular No. 10/2014/TT-NHNN of the State Bank of Vietnam dated 20 March 2014, loans to customers are also classified: current loans and overdue loans based on the overdue status according to the credit covenants in the contract or in the extension or reschedule annex.

*Provision for credit losses*

Provision for credit losses includes specific provision and general provision which is calculated monthly according to Decree 86.

The specific provision is calculated based on loan balance of each borrower less value of collateral assets after being discounted at predetermined percentage for each kind of collateral assets. Specific provision rate applied to each group as follows:

<b>Group</b>	<b>Category</b>	<b>Specific provision rate</b>
1	Current	0%
2	Special mention	5%
3	Sub-standard	20%
4	Doubtful	50%
5	Loss	100%



In addition, the Bank shall make loan loss provisions for borrowers whose debts are rescheduled or granted interest exemption or reductions as prescribed by Circular 03 as follows:

- Determining the specific provision for all the outstanding debts of customers according to the results of debt classification in accordance with regulations of Decree 86: (A)
- Determining the specific provision for the outstanding balance of the debts group to be kept unchanged according to Circular 02; and the remaining outstanding debts of customers according to Decree 86: (B)
- Additional provision (C) = (A) - (B) shall make additional provision as follows:
  - + By 31 December 2023: At least 50% of the additional provision;
  - + By 31 December 2024: 100% of the additional provision.

General provisions is made at 0.75% of the total amount of outstanding balance of loans classified in the group from 1 to 4 according to Decree 86.

#### *Bad debts written-off*

According to Decree 86, the Bank uses provisions to write off bad debts in the following cases::

- Borrowers have declared bankruptcy or liquidation (for legal entities/corporate); or borrowers died or are missing (for individuals);
- Debts are classified in group 5.

#### *Classification and Provisions for Off-Balance Sheet Commitments*

According to Circular 31 dated 1 July 2024 and Decree 86, the classification of off-balance sheet credit commitments is conducted solely for the purpose of managing and monitoring the quality of credit granting activities.

No provisions are made for off-balance sheet credit commitments unless the bank is required to fulfill payment obligations under a guarantee contract.

### **8. Debt trading**

Debt purchase and sale activities of the Bank are recorded in accordance with Circular No. 09/2015/TT-NHNN dated 17 July 2015 (“Circular 09”) of the State Bank of Vietnam regulating the debt purchase and sale activities of credit institutions, foreign bank branches, as amended and supplemented by Circular No. 18/2022/TT-NHNN dated 26 December 2022 of the Governor of the State Bank of Vietnam (“Circular 18”):

- Book value of a purchased and sold debt includes the book value of debt principal and interest and other debt-related financial obligations (if any) by the time of debt purchase and sale for the debt accounted on the separate statement of



---

financial position or off the separate statement of financial position; or the book value being monitored at the time of being removed off the separate statement of financial position or at the time of debt purchase and sale for the debt being removed off the separate statement of financial position.

- Debt purchase and sale price means a sum of money to be paid by a debt purchaser to a debt seller under a debt purchase and sale contract.

#### *Debt purchase*

For the purchased debts, the Bank classifies the paid amount into a group with risk level not lower than previous debt group that was classified before the purchase. Debt classification and provision for debt purchases are made similar to loans to other customers according to Circular 31.

- a) If the purchase price is smaller than or equal to the outstanding principal of the purchased debt:
  - The principal amount collected under the credit agreement of the purchased debt shall be used for making up the purchase price. Where the purchase price has been made up in full, the remaining principal amount (which is the difference between the outstanding principal of the purchased debt and the purchase price) shall be recorded as the Bank's income;
  - The interest amount collected under the credit agreement of the purchased debt shall be recorded as the Bank's income;
- b) If the purchase price is greater than the outstanding principal of the purchased debt:
  - The principal and/or interest amount collected under the credit agreement of the purchased debt shall be used for making up the purchase price. When the remaining purchase price is smaller than or equal to the outstanding principal amount of the purchased debt, the principal and/or interest amount collected under the credit agreement of the purchased debt shall be treated according to the purchase price is smaller than or equal to the outstanding principal of the purchased debt.

#### *Debt sale*

Revenue and expense from selling debts are accounted in accordance with Circular 09 and Circular 18, where the difference between the debt purchase, sale price and debt seller's book value is handled as follows:

- a) Regarding a debt whose principal is recorded on the statement of financial position:



- (i) The debt collection shall follow the rule: the debt principal must be collected before interests;
- (ii) Where the selling price is greater than or equal to the book value of the traded debt on the statement of financial position: The remaining difference (if any) between the selling price and the book value of the traded debt on balance sheet shall be recorded as the Bank's income;
- (iii) Where the selling price is smaller than the book value of the traded debt on the statement of financial position:
  - The smaller difference will be offset by compensation, insurance money (if any) to recover deb
  - The uncollectible principal amount shall be covered by the Bank's provision which is set up as its expense and then, by its financial reserve fund. If the Bank's financial reserve fund is still not sufficient to do so, the deficit shall be recorded as other expenses in the period.
  - The uncollectible interest is recorded as income on its balance sheet, the Bank shall record it as a decrease in income or as its expenses in accordance with regulations on financial policies. If the outstanding interest is recorded on off-balance sheet, it shall be removed from off-statement of financial position;
- b) Regarding debts recorded as off-statement of financial position items:
  - The Bank shall remove the debts sold from the off-balance sheet and record the proceeds from the selling of debts (at the selling price) as its incomes;
- c) Regarding debts removed from off-statement of financial position:
  - The proceeds earned from the selling of debts shall be included in the bank's incomes.

## **9. Investment in securities**

### **a. Trading securities**

Trading securities are debt securities, equity securities or other securities, which are bought and held for the purpose of reselling within one year to gain profit from price variance. According to Official Dispatch No. 2601/NHNN-TCKT dated 14 April 2009 by the State Bank of Vietnam, for trading securities item, the Bank has the right to reclassify only once after purchasing.

Trading securities are initially recognized at original cost. They are subsequently measured at the lower between book value and market value.

Gains or losses from sales of securities held for trading are recognized in the consolidated income statement. Securities held for trading are derecognized when the rights to



---

receive cash flows from these securities are terminated of the Bank transfers substantially all the risks and rewards of ownerships of these securities.

Income from trading securities is recognized into the consolidated income statement on cash basis.

**b. Investment securities**

Available-for-sale securities are debt securities and equity securities held for investment and available for sale purpose, which are not qualified to be classified as trading and held-to-maturity, and hold for an indefinite period till an opportunity for profit is given; the Bank is neither founding shareholders, strategic shareholders, nor has certain influence to participate in the financial and operating policies making process through a written agreement on delegating its representatives in the Board of Directors/ Board of Management.

*Available-for-sale securities*

Available-for-sale securities are debt securities and equity securities held for investment and available for sale purpose, which are not qualified to be classified as trading and held-to-maturity, and hold for an indefinite period till an opportunity for profit is given; the Bank is neither founding shareholders, strategic shareholders, nor has certain influence to participate in the financial and operating policies making process through a written agreement on delegating its representatives in the Board of Directors/ Board of Management.

Available-for-sale equity securities are recognized at the original cost. They are subsequently measured at the lower between book value and market value.

Available-for-sale debt securities are recognized at par value plus (+) accrued interest income/interest awaiting for allocation plus (+) unallocated discount/premium. Discount/premium from trading debt securities is amortised on a straight-line basis till the maturity date to the consolidated income statement. Accumulative interest income before purchasing date is recorded as a decrease in value of such securities, accumulative interest income after purchasing date is recognized as Bank's income based on the accumulative method. Interest received in advance is amortized as interest income from investment securities over the investment period using the straight-line method.

*Held-to-maturity securities*

Held-to-maturity securities are debt securities which have a fixed term for the purpose of investment by earning interest and the Board of Management has intention and ability to hold the securities until maturity.



Held-to-maturity debt securities are recognized at par value plus (+) accrued interest income/ interest awaiting for allocation plus (+) unallocated discount/premium. Discount/premium is amortised on a straight-line basis till the maturity date to the consolidated income statement. Accumulative interest income before purchasing date is recorded as a decrease in value of such securities, accumulative interest income after purchasing date is recognized as Bank's income based on the accumulative method. Interest received in advance is amortized as interest income from investment securities over the investment period using the straight-line method.

**c. Long-term investments**

Other long-term investments represent capital investments in other unlisted entities on the stock market that have the holding, withdrawal or payment period of more than one year and the Bank is either the founding shareholder or a strategic partner or a certain counterparty to dominate in the process of making and deciding the financial and operating policies of the investees unit through a written agreement on delegating its representative in the Board of Directors/Board of Management. Other long-term investments are initially recognized at cost, then the value of these investments is measured at original cost less provision for impairment of the investments.

Provision for investments

*Provision for trading securities and investment securities*

Trading securities and investment securities are considered for impairment at the end of the year.

Provision for impairment of securities (excluding government bonds, government-guaranteed bonds, local government bonds) shall be made when the book value is higher than the market value determined according to Circular No. 48/2019/TT-BTC dated 08 August 2019 and Circular No. 24/2022/TT-BTC dated 07 April 2022 issued by the Minister of Finance as follows:

- For listed securities on stock exchange, the market price will be determined as closing price on the day latest transactions up to the time of making Consolidated Financial Statements;

- For unlisted securities, the actual market price is:

+ For listed securities of unregistered public companies (UPCom): the actual market price is the average price within the last 30 transaction days before the time of making Consolidated Financial Statements announced by the Stock exchange.

+ For companies that have not registered for trading in the unregistered public companies' trading market, the provision for each investment is based on the financial



---

statement of the business organization receiving capital contribution that prepared at the same time of Bank's Consolidated Financial Statements.

- In cases the listed securities or listed securities of unregistered public companies are not traded in 30 days before making provisions; the listed securities are cancelled or suspended from trading at the provisioning day, the provision for each investment is based on the financial statement of the business organization receiving capital contribution that prepared at the same time of the Bank's Consolidated Financial Statements..

For special bonds issued by VAMC, annually within 5 days before the corresponding date to the maturity date of special bonds, the Bank calculates and makes special provisions for each special bond based on par value and term of the bond less (-) the amount recovered of bad debts sold under the regulations of Circular No. 19/2013/TT-NHNN dated 06 September 2013, amended and supplemented by Circular No. 14/2015/TT-NHNN dated 28 August 2015, Circular No. 08/2016/TT-NHNN dated 16 June 2016, Circular No. 09/2017/TT-NHNN dated 14 August 2017 and Circular No. 32/2019/TT-NHNN dated 31 December 2019 issued by the State Bank of Vietnam and other relevant documents.

According to Decree 86, the Bank is not required to make general provision for bonds issued by other credit institutions, foreign bank branches.

For special bonds issued by VAMC, annually within 5 days before the corresponding date to the maturity date of special bonds, the Bank calculates and makes special provisions for each special bond based on par value and term of the bond less (-) the amount recovered of bad debts sold under the regulations of Circular No. 19/2013/TT-NHNN dated 06 September 2013, amended and supplemented by Circular No. 14/2015/TT-NHNN dated 28 August 2015, Circular No. 08/2016/TT-NHNN dated 16 June 2016, Circular No. 09/2017/TT-NHNN dated 14 August 2017 and Circular No. 32/2019/TT-NHNN dated 31 December 2019 issued by the State Bank of Vietnam and other relevant documents.

Provisions for trading securities and investment securities are recorded into the consolidated income statement.

*Provision for other long-term investments*

Provision for impairment of the capital contributions and other long-term investments is made according to Circular No. 48/2019/TT-BTC dated 08 August 2019.

The amount of provision is the difference between the actual capital contribution of parties at an entity and the actual capital equity on the latest financial statements of the entity at the end of the period multiply (x) by the rate of the Bank's capital investment over the total actual capital contributions. Provision for impairment of long-term investments is recorded as an operating expense in the consolidated income statement.



## 10. Repurchase and reverse repurchase agreements

Securities sold under the agreements to repurchase at a specific date in the future (repos) are still recognized on the Consolidated Financial Statements. The corresponding amount of cash received from these agreements is recognized on the consolidated statement of financial position as a borrowing. The difference between the sale price and repurchase price is amortized into the consolidated income statement over the effective period based on the interest rate stated in the agreements using the straight-line basis.

Securities purchased under the agreements to resell at a specific date in the future are not recognized in the Consolidated Financial Statements. The corresponding amount of cash paid under these agreements is recognized in the consolidated statement of financial position as a receivable. The difference between the purchase price and resale price is amortized into the consolidated income statement over the effective period based on the interest rate stated in the agreements by using a straight-line basis.

## 11. Fixed assets

Tangible fixed assets and intangible fixed assets are initially stated at historical cost. During the using time, they are stated at historical cost, accumulated depreciation/amortization and net book value. Historical cost comprises all the expenses that the Bank must spend to bring the assets to working condition for its intended use.

Fixed assets are depreciated (amortised) using the straight-line method over their estimated useful lives as follows:

- Buildings, structures	10 - 50	years
- Machinery, equipment	03 - 08	years
- Transportation equipment	05 - 10	years
- Other tangible fixed assets	03 - 10	years
- Computer software	03 - 05	years

Permanent land use rights are recorded at historical cost and are not amortized.

## 12. Leased assets

The determination of whether an arrangement is, or contains a lease is based on the substance of the arrangement at inception date and requires an assessment of whether the fulfilment of the arrangement is dependent on the use of a specific asset and the arrangement conveys a right to use the asset.

A lease is classified as a finance lease whenever the terms of the lease transfer substantially all the risks and rewards of ownership of the asset to the lessee. All other leases are classified as operating leases.

*Where the Bank is the lessee*



---

Rentals under operating leases are charged to the consolidated income statement on a straight-line basis over the lease term.

*Where the Bank is the lessor*

Assets subject to operating leases are included as the Bank' fixed assets in the consolidated statement of financial position. Initial direct costs incurred in negotiating an operating lease are recognised in the consolidated income statement as incurred.

Thu Lease income is recognised in the consolidated income statement on a straight-line basis over the lease term.

**13. Other receivables**

Other receivables are recognised at cost.

Provision for receivables other than receivables from credit activities are made based on the overdue status of receivables or estimated possible loss for receivables which are not yet overdue but is unlikely to be recovered on time. Provisions rates are in accordance with Circular No. 48/2019/TT-BTC dated 08 August 2019.

For receivables which are classified as assets having credit risk, the Bank perform to classify and makes provision as same as loans to customers.

**14. Deposits and borrowings from other credit institutions**

Deposits and borrowings from other credit institutions are recognized at cost.

**15. Deposits from customers**

Deposits from customers are recognized at cost.

**16. Valuable papers issued**

Valuable papers issued are recognized at cost and accumulated amortised premiums or discounts. Cost of valuable papers issued includes the proceed from the issuance less directly attributable costs..

**17. Employee benefits**

*Post-employment benefits*

Post-employment benefits are paid to retired employees of the Bank in Vietnam by the Social Insurance Agency of the Ministry of Labor, Invalids and Social Affairs. The Bank is required to contribute to these post-employment benefits by paying social insurance and occupational accident and disease insurance for each employee on the basis of their monthly premium salary during the working period in accordance with the Law on Social Insurance and guiding documents. Other than that, the Bank has no further obligations.

*Voluntary resignation benefits*

Under the Vietnamese Labor Law, when an employee who has worked for the Bank for 12 months or more ("the eligible employees") voluntarily terminate his/her labor



contract, the Bank is required to pay allowance arising from voluntary resignation of the eligible employees that calculated based on the number of years worked up to 31 December 2008 and employee's average monthly salary of the latest six-month period until termination.

#### *Unemployment benefits*

According to Circular No. 28/2015/TT-BLDTBXH dated 31 July 2015 providing guidance for Decree No. 28/2015/ND-CP dated 13 March 2015 by Government on unemployment insurance, from 01 January 2009, the Bank is required to contribute to the unemployment insurance at the rate 1% of salary and wage fund of unemployment insurance joiners and deduct 1% of monthly salary and wage of each employee to contribute to the unemployment insurance.

### **18. Shareholders' equity**

#### *Ordinary shares*

Ordinary shares are classified as equity and recognized at par value. Incremental costs directly attributable to the issuance of ordinary shares are recognized as a deduction from share premium in equity.

#### *Share premium*

On receipt of capital from shareholders, the difference between the issuance price and the par value of the shares is recorded as share premium in equity.

#### *Other capital*

Other capital is the operating capital formed from the operating results or from gifts, presents, financing, assets revaluation (if these items are allowed to be recorded as a decrease or increase in equity).

#### *Reserves*

Reserves are appropriated from net profit after tax at prescribed rates in the order as below:

Supplementary charter capital reserve: 10% of net profit after tax each year until reaching as much as 100% of the current capital. The reserve for supplementary charter capital will be transferred to charter capital after having approval from the State Bank of Vietnam;

Financial reserve: 10% of net profit after tax;



---

Các Investment and development funds, bonus and welfare funds and other reserves: are to be made upon the decisions of the Annual General Shareholders' Meeting in accordance with relevant statutory requirements.

*Retained earnings*

Retained earnings are used to present the Bank's operating results (profit, loss) after corporate income tax and profit appropriation or loss handling of the Bank. The distribution of net profits is made when the net profit of the Bank does not exceed the net profit presented on Consolidated Financial Statements after eliminating the profits from cheap purchase. Net profit can be distributed to investors based on capital contribution rate after being approved by General Meeting of Shareholders and after being appropriated to funds in accordance with the Bank's Articles of Incorporation and Vietnamese statutory requirements.

Dividend paid to shareholders is stated in the consolidated statement of financial position of the Bank as a payable after being announced by the Annual General Shareholders' Meeting of the Bank..

**19. Income and expenses**

*Interest income*

Interest income is recognized on an accrual basis, except for interest on loans classified from Group 2 to Group 5 and loans classified as Group 1 as a result of implementing State special policies are recognized in the consolidated income statement upon actual receipt.

*Interest expense*

Interest expenses are recognized in the consolidated income statement based on accrual basis.

*Fees, commissions and dividend income*

Fees and commissions are recognized on an accrual basis.

Cash dividends from investment activities are recognized in the consolidated income statement when the Bank's right to receive payment is established. Dividends and other receipts in the form of shares are not recognized into the consolidated income statement but only recorded as an increase in the number of shares held by the Bank instead.

*Uncollectible income*

For receivables which have been accounted into incomes but subsequently evaluated as non-collected or uncollectible at the due date are reserved as reduction of income if it's within the same accounting period or reversed as an expense if it is not within the accounting period and must be monitored in the off-statement of financial position to urge collection. When collected, it shall be accounted into the income.



## **20. Corporate income tax**

### *Current corporate income tax expenses*

Current corporate income tax expenses are determined based on taxable income during the year and current corporate income tax rate.

### *Current corporate income tax rate*

The Bank is subject to corporate income tax of 20% for business activities with income subject to CIT for the fiscal year.

The Bank's and its subsidiaries' tax returns are subject to examination by the tax authorities. Because the application of tax laws and regulations on many types of transactions is susceptible to varying interpretations, amounts reported in the Consolidated Financial Statements could be changed at a later date upon final determination by the tax authorities.

## **21. Off-statement of financial position items**

### *Foreign exchange contracts*

The Bank enters into foreign exchange forward and swap contracts which enable customers to transfer, modify or reduce their foreign exchange risk or other market risks and also are used for the Bank's business purpose.

Forward contracts are commitments to either purchase or sell a designated currency at a specific future date for a specific exchange rate and cash settlement. Forward contracts are recorded at nominal values at transaction dates, and are subsequently revaluated at the end of the accounting period. The difference on revaluation is recognized under "Foreign exchange differences" in the equity and is recorded in the consolidated income statement at the end of the year. Differences between the amount in VND of the foreign currency amounts which are committed to buy/sell at forward rate and spot rate are recognized in the consolidated income statement on a straight-line basis over the term of the forward contracts.

Currency swap contracts are commitments to settle in cash at a future date based on differences between specified exchange rates, calculated on the notional principal amount. Premiums/discounts arising from the difference of the spot exchange rate at the effective date of the contracts as an asset if they are positive or as a liability if they are negative in the consolidated statement of financial position. This difference is amortised to the consolidated income statement on a straight-line basis over the term of the swap contracts.

### *Interest swap contracts*

Interest swap contracts are commitments to settle in cash the notional principal amounts at the interest amount based on floating or fixed interest rates. The value of commitment in interest rate swap contracts is not recognised on the consolidated statement of



financial position. The difference of swap interest rates is recognised in the consolidated income statement on an accrual basis..

#### *Commitments and contingent liabilities*

The Bank has credit commitments arising from its regular lending activities. These commitments are unutilised loans and overdraft facilities which are approved. The Bank also provides financial guarantees and letters of credit to guarantee the performance of customers to third parties. Many of the contingent liabilities and commitments will expire without any advanced payment, in whole or in part. Therefore, these commitments and contingent liabilities do not represent expected future cash flows.

According Circular 31, the Bank, for management purpose has to classify guarantees, payment acceptances and irrevocable lending commitments with specific effective date into 5 groups.

#### **22. Cash and cash equivalents**

Cash and cash equivalents include cash, balances with the State Bank of Vietnam, demand deposits and term deposits at other credit institutions with maturity of not over than three (03) months from the deposit date and securities with maturity of not over than three (03) months from the purchase date, which has high liquidity and are readily convertible into known amount of cash with low risk.

#### **23. Offsetting**

Financial assets and liabilities are offset and the net amounts are reported in the consolidated statement of financial position if, and only if, the Bank has currently enforceable legal rights to offset the recognized amounts and the Bank has an intention to settle on a net basis, or to realize the assets and settle the liabilities simultaneously.

#### **24. Financial instruments**

During its business operation, the Bank regularly enters into contracts that give rise to financial assets, financial liabilities and equity instruments.

##### *Financial assets*

The main financial assets of the Bank include cash on hand, balances with the State Bank of Vietnam, balances with and loans to other credit institutions, loans to customers, trading securities, investment securities, other long-term investments, financial derivative assets and other financial assets.

Financial assets are classified adequately, for the purpose of disclosure in notes to the Consolidated Financial Statements into one of the following categories:

- Financial assets held for trading;
- Held-to-maturity investments;



- Loans and receivables;
- Available-for-sale financial assets.

#### *Financial liabilities*

Financial liabilities of the Bank mainly include deposits and borrowings from other credit institutions, deposits from customers, issued valuable papers, financial derivative liabilities and other liabilities..

Financial liabilities are classified adequately, for the purpose of disclosure in notes to the Consolidated Financial Statements into one of the following categories:

- Financial liabilities held for trading.
- Financial liabilities determined at allocated value.

The classification of the financial instruments above is only for the purpose of presentation and disclosure, not for the purpose of describing the method of measuring the value of financial instruments. Accounting regulations on measuring the value of financial instruments are presented in relevant notes.

#### *Initial recognition*

Currently, there are no regulations on revaluation of financial instruments after initial recognition.

### **IV. Supplementary information for the items presented in the Statement of Financial Position**

#### **1. Cash on hand, gold, silver and gemstones:**

	<b>Ending balance</b>	<b>Opening Balance</b>
Cash in VND	278,852	286,301
Cash in foreign currencies	28,576	46,210
Gold, precious metals and stones	207	171
	<b>307,635</b>	<b>332,682</b>

#### **2. Balances with the State Bank of Vietnam**

	<b>Ending balance</b>	<b>Opening Balance</b>
Current account at the State Bank of Vietnam		
- In VND	1,185,260	1,306,318
- In foreign currencies, gold	1,332	1,625
	<b>1,186,591</b>	<b>1,307,943</b>



### 3. Balances with and loans to other credit institutions

#### Balances with other credit institutions

	Ending balance	Opening Balance
<b>Demand deposits</b>		
- In VND	5,109,621	2,093,515
- In foreign currencies, gold	143,868	105,448
<b>Term deposits</b>		
- In VND	7,050,000	9,690,000
- In foreign currencies, gold	-	-
	<b>12,303,488</b>	<b>11,888,963</b>
<b>Loans to other credit institutions</b>		
- In VND	5,390,000	5,800,000
- In foreign currencies, gold	-	-
	<b>5,390,000</b>	<b>5,800,000</b>
	<b>17,693,488</b>	<b>17,688,963</b>

### 4. Trading securities

	Ending balance	Opening Balance
<b>4.1. Debt securities</b>	-	-
- Securities issued by the Government, local governments	-	-
- Securities issued by other local credit institutions	-	-
- Securities issued by local economic entities	-	-
- Foreign debt securities	-	-
<b>4.2. Equity securities</b>		
- Equity securities issued by other credit institutions	-	-
- Equity securities issued by local economic entities	-	-
- Foreign equity securities	-	-
<b>4.3. Other trading securities</b>	-	-
<b>4.4. Quality analysis of trading securities which are classified as assets having credit risk</b>	<b>Ending balance</b>	<b>Opening Balance</b>
Standard debt	-	-
Special mention debt	-	-



Substandard debt	-	-
Doubtful debt	-	-
Loss debt	-	-
<b>Total</b>	-	-
<b>4.5. Provision for losses of trading securities</b>	-	-
Of which: - Provision for impairment	-	-
- General provision	-	-
- Specific provision	-	-
	-	-

#### 4.6. Status of trading securities

	Ending balance	Opening Balance
Debt securities:		
+ Listed	-	-
+ Unlisted	-	-
Equity securities:		
+ Listed	-	-
+ Unlisted	-	-
Other trading securities		
+ Listed	-	-
+ Unlisted	-	-

#### 5. Loans to customers

	Ending balance	Opening Balance
Loans to local economic entities and individuals	84,910,468	79,915,536
Discounted bills and valuable papers	-	-
Finance leases	-	-
Payments made on behalf of customers	-	-
Loans by grants and entrusted funds	-	-
Loans to foreign organisations and individuals	-	-
Loans designated by the Government	-	-
Frozen loans and loans pending for resolution	-	-
	<b>84,910,468</b>	<b>79,915,536</b>

#### Analysis of loans by quality:



	<b>Ending balance</b>	<b>Opening Balance</b>
Standard debt	82,922,290	78,490,807
Special mention debt	1,451,927	333,686
Substandard debt	9,751	13,995
Doubtful debt	49,348	558,089
Loss debt	477,153	518,959
	<b>84,910,468</b>	<b>79,915,536</b>

#### **Analysis of loans by terms**

	<b>Ending balance</b>	<b>Opening Balance</b>
Short-term	61,361,660	57,616,561
Medium-term	15,320,605	14,239,245
Long-term	8,228,203	8,059,730
	<b>84,910,468</b>	<b>79,915,536</b>

#### **Analysis of loans by currency**

	<b>Ending balance</b>	<b>Opening Balance</b>
Borrow in VND	84,863,391	79,883,501
Borrow in foreign currency	42,035	27,868
Borrow in gold	5,041	4,167
	<b>84,910,468</b>	<b>79,915,536</b>

#### **Analysis of loans by industry sectors**

	<b>Ending balance</b>	<b>Opening Balance</b>
Agricultural, forestry	2,957	2,195
Trade, production and processing	26,475,415	24,546,068
Construction, Mining	14,518,371	14,463,429
Warehousing, transportation and communications	4,223,368	4,224,027
Individuals and others	39,690,357	36,679,816
	<b>84,910,468</b>	<b>79,915,536</b>

#### **Analysis of loans by type of borrowers and ownership**

	<b>Ending balance</b>	<b>Opening Balance</b>
State-owned enterprise	-	-
Limited liability company	65,547,271	60,759,929



Joint stock company	17,709,327	17,235,819
Individuals and other customers	1,653,870	1,919,788
	<b>84,910,468</b>	<b>79,915,536</b>

#### 6. Provisions for loans to customers

	<b>General provision</b>	<b>Specific provision</b>
<b>This period</b>		
Opening balance on January 1, 2025	(595,174)	(163,298)
Provision made during the year( reversal of provisions)	(38,076)	(49,395)
Provision utilized for writing off bad debt		40,415
Closing balance on March 31, 2025	<b>(633,250)</b>	<b>(172,278)</b>

#### Beginning of the year

Opening balance on January 1, 2024	(514,165)	(232,505)
Provision made during the year( reversal of provisions)	(81,009)	(475,136)
Provision utilized for writing off bad debt		544,343
Closing balance on December 31, 2024	<b>(595,174)</b>	<b>(163,298)</b>

#### 7. Debt purchase

	<b>Ending balance</b>	<b>Opening Balance</b>
Debt purchase in VND	-	-
Debt purchase in foreign	-	-
Provision for losses	-	-
<b>Total</b>	<b>-</b>	<b>-</b>

Detailed of purchased principal and interest are as follows:

	<b>Ending balance</b>	<b>Opening Balance</b>
- Purchased Principal	-	-
- Purchased Interest	-	-
<b>Total</b>	<b>-</b>	<b>-</b>

Analysis of loans by quality



	Ending balance	Opening Balance
Standard debt	-	-
Special mention debt	-	-
Substandard debt	-	-
Doubtful debt	-	-
Loss debt	-	-
<b>Total</b>	<b>-</b>	<b>-</b>

## 8. Investment securities

	Ending balance	Opening Balance
<b>8.1 Available-for-sale securities</b>		
<b>Debt securities</b>		
- Securities issued by the Government, local governments	6,781,357	5,403,570
- Debt securities issued by other local credit institutions	10,963,055	8,692,765
- Debt securities issued by local economic entities	-	-
- Foreign debt securities		
<b>Equity securities</b>		
- Equity securities issued by other local credit institutions		
- Equity securities issued by local economic entities	50,280	50,280
- Foreign equity securities		
<b>Provision for losses of available-for-sale securities</b>		
Of which: - Provision for impairment	(14,073)	(14,073)
- General provision	-	-
- Specific provision		
	<b>17,780,619</b>	<b>14,132,542</b>

## 8.2 Held-to-maturity securities

- Securities issued by the Government, local governments



- Debt securities issued by other local credit institutions	-	-
- Debt securities issued by local economic entities	-	-
- Provision for losses of held-to-maturity securities	-	-

***Provision for losses of held-to-maturity securities***

Of which: - Provision for impairment

- General provision

- Specific provision

-	-
---	---

**8.3 Special bonds issued by VAMC**

- Par value of special bonds	-	-
- Provision for special bonds	-	-

-	-
---	---

<b>17,780,619</b>	<b>14,132,542</b>
-------------------	-------------------

**9. Long-term investments**

	<b>Ending balance</b>	<b>Opening Balance</b>
- Investments in subsidiaries	-	-
- Investments in Joint Ventures	-	-
- Investments in Associates	-	-
- Other Long-term Investments	82,610	82,610
- Provision for Long-term Investment Devaluation	-	-

<b>82,610</b>	<b>82,610</b>
---------------	---------------

**10. Derivative Financial Instruments and Other Financial Assets**

	Total contracts value (at exchange rate as at effective date)	Total net carrying value (at exchanges rates as at the reporting date)	
		Assets	Liabilities
<b>As of March 31, 2025</b>			
Currency Derivative Financial Instruments			
- Currency swap contracts	1,098,322		(470)
- Currency forward contracts	1,539,986		



**11. Tangible fixed assets**

	<b>Buildings, structures</b>	<b>Machinery, equipment</b>	<b>Transportation equipment</b>	<b>Others</b>	<b>Total</b>
<b>Opening balance</b>					<b>79,492</b>
- Original Cost	97,230	117,465	96,461	7,969	319,125
- Accumulated Depreciation	(59,644)	(96,855)	(75,329)	(7,805)	(239,633)
<b>Closing balance</b>					<b>74,575</b>
- Original Cost	97,230	117,465	96,461	7,969	319,125
- Accumulated Depreciation	(60,952)	(99,012)	(76,767)	(7,819)	(244,550)

**12. Intangible fixed assets**

	<b>Land use rights</b>	<b>Computer software</b>	<b>Others</b>	<b>Total</b>
<b>Opening balance</b>				<b>156,429</b>
- Original Cost	112,002	134,150	22,413	268,565
- Accumulated Amortization		(97,271)	(14,865)	(112,136)
<b>Closing balance</b>				<b>153,957</b>
- Original Cost	112,002	134,150	24,374	270,526
- Accumulated Amortization		(100,715)	(15,853)	(116,569)

**13. Other assets**

	<b>Ending balance</b>	<b>Opening Balance</b>
1. Construction in progress	-	-
2. Receivables	1,908,015	1,858,917
3. Accrued interest and fee receivables	4,803,118	4,676,754
4. Other assets	1,318,907	726,653
5. Provision for losses of other on-statement of financial position assets	(368,011)	(368,011)
	<b>7,662,029</b>	<b>6,894,312</b>



**14. Government and Central Bank Liabilities**

	Ending balance	Opening Balance
<b>14.1. Borrowings from the State Bank</b>		
- Borrowings guaranteed by credit files	-	-
- Borrowings through discount, rediscount of valuable papers	5,084,004	2,089,135
- Borrowings pledged by valuable papers	-	-
- Borrowings of multilateral clearing payments	-	-
- Special borrowings	-	-
- Other borrowings (including term borrowings for targets which appointed by the Government	-	-
- Overdue debts	-	-
<b>14.2. Deposits of State Treasuries</b>	-	-
- In VND	-	-
- In foreign currencies	-	-
<b>14.3. Selling and repurchasing government bonds from State Treasury</b>	-	-
<b>Total</b>	<b>5,084,004</b>	<b>2,089,135</b>

**15. Deposits and borrowings from other  
credit institutions**

	Ending balance	Opening Balance
<b>Deposits from other credit institutions</b>		
Demand deposits		
- In VND	5,212,055	2,178,355
- In foreign currencies	-	-
Term deposits		
- In VND	7,950,000	9,900,000
- In foreign currencies	-	-
	<b>13,162,055</b>	<b>12,078,355</b>
<b>Borrowings from other credit institutions</b>		
- In VND	1,900,000	1,900,000
- In foreign currencies	127,861	127,241



2,027,861	2,027,241
15,189,916	14,105,596

## 16. Deposits from customers

### Analysis by Type of Deposit

	Ending balance	Opening Balance
<b>Demand deposits</b>		
- In VND	3,989,966	3,574,723
- In foreign currencies	41,636	51,356
<b>Term deposits</b>		
- In VND	89,707,800	86,503,698
- In foreign currencies	112,643	115,200
<b>Deposit for specific purpose</b>	0	-
<b>Margin deposits</b>	44,331	44,444
	<b>93,896,377</b>	<b>90,289,421</b>

### Analysis by customers

	Ending balance	Opening Balance
<b>Deposits from economic entities</b>	<b>9,954,351</b>	<b>10,443,231</b>
- State-owned enterprises	1,271,796	1,264,259
- Private enterprises	8,622,933	9,119,352
- Foreign invested enterprises	59,622	59,620
<b>Deposits from individuals</b>	<b>83,942,026</b>	<b>79,846,190</b>
	<b>93,896,377</b>	<b>90,289,421</b>

## 17. Valuable papers issued

	Ending balance	Opening Balance
- Under 1 year	2,550,000	1,050,000
- From 1 year up to 5 years	-	95,000
- Over 5 years	1,000,000	1,000,000
	<b>3,550,000</b>	<b>2,145,000</b>

## 18. Other liabilities

	Ending balance	Opening Balance
Accrued interest and fee payables	1,487,929	1,617,346
Other payables and liabilities	685,887	720,236



Other Provisions for Risks	-	-
- Provisions for Commitments Made	-	-
- Provisions for Payment Services	-	-
- Other Risk Provisions (Operational Risk)	-	-
Provisions, excluding other provisions for statement of financial position assets	-	-
	<b>2,173,817</b>	<b>2,337,582</b>

#### 19. Obligations to the State budget

Items	Balance as at 31/12/2024	Movement during the year		Balance as at 31/03/2025
		Payables	Paid	
1. Value added tax	2,448	4,192	3,940	2,700
1. Value added tax (AMC)	147	290	347	90
2. Corporate income tax	80,511	72,195	83,481	69,225
2. Corporate income tax (AMC)	3,033		3,033	
3. Personal income tax	2,572	6,410	8,683	299
3. Thuế TNCN (AMC)	21	87	98	10
4. Foreign contractor tax	16	316	210	122
<b>Total</b>	<b>88,749</b>	<b>83,490</b>	<b>99,792</b>	<b>72,447</b>

#### 20. Shareholders' equity

##### Statement of changes in shareholders' equity

Items	A	Balance as at 31/12/2024	Increase in 3 months	Reduction in 3 months	Balance as at 31/03/2025
Charter capital	1	5,399,600	-	-	5,399,600
Capital for Construction Investment	2	-	-	-	-
Share premium	3	99	-	-	99
Treasury Shares	4	-	-	-	-
Assets revaluation reserve	5	-	-	-	-
Exchange rate differences	6	-	710,328	708,079	2,249



Investment and development funds	7	-	-	-	-
Financial reserve	8	456,219	-	-	456,219
Supplemental charter capital reserve	9	163,927	-	-	163,927
Other reserves	10	-	-	-	-
Undistributed after-tax profit	11	2,836,819	292,934	-	3,129,753
Non-controlling shareholders' interests	12	-	-	-	-
Other capital	13	13	-	-	13
<b>Total</b>		<b>8,856,678</b>	<b>1,003,262</b>	<b>708,079</b>	<b>9,151,860</b>

## 21. Other informatio

### 21a. Uncollected interest and fee receivables

	Ending balance	Opening Balance
- Uncollected loan interest	2,463,594	2,293,352
- Uncollected securities interest	0	0
- Uncollected deposit interest	0	0
- Uncollected fees	0	0
<b>Total</b>	<b>2,463,594</b>	<b>2,293,352</b>

### 21b. Bad debts written-off

	Ending balance	Opening Balance
- The principal of the risk-resolved debt is under monitoring	3,358,716	3,244,628
- The interest of the risk-resolved debt is under monitoring	3,658,448	3,467,704
- Other debts resolved	-	-
<b>Tổng</b>	<b>7,017,163</b>	<b>6,712,331</b>

### 21c. Other assets and receipts

	Ending balance	Opening Balance
- Precious metals, precious stones kept for customers	85,854	72,476



- Other assets kept for customers	508,281	508,281
- Outsourced assets	-	-
- Collateral received as a substitute for the performance of obligations of the guarantor awaiting for handling	683,866	683,866
- Other valuable documents being preserved	818,532	792,717
<b>Total</b>	<b>2,096,533</b>	<b>2,057,339</b>

<b>22. Shares</b>	<b>Ending balance</b>	<b>Opening Balance</b>
<b>Quantity of outstanding shares in circulation</b>	539,960,043	539,960,043
+ Ordinary shares	539,960,043	539,960,043
+ Preference shares		
<b>* Par value per share</b>	10,000	10,000

#### **VI. The supplementary information for the items presented in the Income Statement**

##### **23. Interest and similar income**

	<b>Current period</b>	<b>Previous period</b>
Interest income from deposits	89,418	34,534
Interest income from loan to customers	1,780,546	1,685,084
Interest income from trading in debt securities	180,709	105,501
- Interest income from trading securities	-	-
- Interest income from investment securities	180,709	105,501
Interest income from guarantee activities	721	898
Other income from credit activities	5,676	26,378
Interest income from debt purchase activities		
	<b>2,057,070</b>	<b>1,852,395</b>

##### **24. Interest and similar expenses**

	<b>Current period</b>	<b>Previous period</b>
Interest expenses on deposits	(1,363,290)	(1,298,666)
Interest expenses on borrowings	(60,836)	(297)
Interest expenses on value papers issued	(20,265)	(13,598)



Other expenses on credit activities	(143)	(349)
	<u>(1,444,535)</u>	<u>(1,312,910)</u>

## 25. Net gain from fee and commission

	Current period	Previous period
<b>Fee and commission income from</b>	<b>46,487</b>	<b>23,336</b>
- Settlement services	36,266	10,634
- Treasury services	38	129
- Entrustment and agency services	3,644	2,822
- Other services	6,540	9,751
<b>Fee and commission expenses on</b>	<b>(6,455)</b>	<b>(8,597)</b>
- Settlement services	(2,537)	(3,434)
- Treasury services	(48)	(36)
- Other services	(3,871)	(5,127)
<b>Net gain from fee and commission</b>	<b>40,032</b>	<b>14,739</b>

## 26. Net gain from foreign currency trading

	Current period	Previous period
<b>Foreign Exchange Trading Income</b>	<b>5,843</b>	<b>25,938</b>
- From spot foreign currency trading	5,002	6,188
- From gold trading	-	-
- From currencies derivatives	842	19,750
<b>Foreign Exchange Trading Operating Expenses</b>	<b>(1,798)</b>	<b>(16,183)</b>
- From spot foreign currency trading	(704)	(1)
- From gold trading	-	-
- From currencies derivatives	(1,094)	(16,182)
<b>Net gain from foreign currency trading</b>	<b>4,045</b>	<b>9,755</b>

## 27. Net gain from trading securities

	Current period	Previous period
Income from trading securities	-	-
Expenses for trading securities	-	-
Provisions for losses of trading securities	-	-
<b>Net gain from trading securities</b>	<b>-</b>	<b>-</b>

## 28. Net gain from investment securities



	<b>Current period</b>	<b>Previous period</b>
Income from investment securities	1,989	17,499
Expenses for investment securities	(4,683)	(78)
Provision for losses of investment securities	-	-
Reversal of provision for losses of investment securities	-	-
<b>Net gain from investment securities</b>	<b>(2,694)</b>	<b>17,421</b>

	<b>Current period</b>	<b>Previous period</b>
<b>29. Net other operating income</b>		
Other operating income	16,729	61,859
Other operating expenses	(4,926)	(280)
<b>Net other operating income</b>	<b>11,803</b>	<b>61,579</b>

**30. Income from capital contribution, equity investments**

	<b>Current period</b>	<b>Previous period</b>
<b>Dividend received from capital contribution, equity investments</b>		
- From trading equity securities	-	-
- From investment equity securities	-	-
- From capital contribution and other long-term investments	-	-
Income from other activities	-	-
	-	-

**31. Operating expenses**

	<b>Current period</b>	<b>Previous period</b>
1. Tax expenses and fees	(209)	(228)
2. Employee expenses	(115,349)	(118,145)
Of which: - Salary and allowance	(104,611)	(108,074)
- Additional expenses based on salary	(9,643)	(9,119)
3. Expenses on assets	(41,538)	(36,195)
Of which: Depreciation of fixed assets	(9,349)	(7,894)
4. Administrative Management expenses	(38,648)	(45,615)



Of which: - Business trip expenses	(1,936)	(1,392)
5. Insurance for customer deposits expenses	(29,572)	(28,160)
6. Provision Expenses (excluding credit risk provisions for on-balance sheet and off-balance sheet items, and provisions for impairment of securities)		
	<u>(225,316)</u>	<u>(228,343)</u>

**VII. FINANCIAL RISK MANAGEMENT**

**32. Interest rate risk**



Balance as at 31/03/2025

	Overdue	Non-interest bearing	Under 01 month	From 01 month up to 03 months	From over 03 month up to 06 months	From over 06 month up to 12 months	From over 01 years up to 05 years	Over 5 years	Total
	VND	VND	VND	VND	VND	VND	VND	VND	VND
<b>ASSETS</b>									
Cash on hand, gold, silver and gemstones	-	307,635	-	-	-	-	-	-	307,635
Balances with the State Bank of Vietnam	-	-	1,186,591	-	-	-	-	-	1,186,591
Balances with and loans to other credit institutions	-	-	11,603,488	700,000	90,000	5,300,000	-	-	17,693,488
Trading securities	-	-	-	-	-	-	-	-	-
Derivatives and other financial assets	-	-	-	-	-	-	-	-	-
Loans to customers	1,988,179	-	23,339,278	16,773,979	10,271,170	17,753,477	10,950,915	3,833,470	84,910,468
Debt purchase	-	-	-	-	-	-	-	-	-
Investment securities	-	50,280	-	-	200,000	10,042,089	720,965	6,781,357	17,794,692
Long-term investments	-	82,610	-	-	-	-	-	-	82,610
Fixed assets and investment Property	-	228,532	-	-	-	-	-	-	228,532
Other assets	-	8,030,040	-	-	-	-	-	-	8,030,040
<b>Total assets</b>	<b>1,988,179</b>	<b>8,699,096</b>	<b>36,129,358</b>	<b>17,473,979</b>	<b>10,561,170</b>	<b>33,095,566</b>	<b>11,671,881</b>	<b>10,614,827</b>	<b>130,234,057</b>

**LIABILITIES**

Due to the Government and the SBV	-	-	5,084,004	-	-	-	-	-	5,084,004
Deposits and borrowings from other credit institutions	-	-	12,762,141	400,000	127,775	1,900,000	-	-	15,189,916
Deposits from customers	-	-	4,105,964	2,632,818	640,945	60,411,523	25,558,200	546,929	93,896,377
Derivatives and other financial liabilities	-	470	-	-	-	-	-	-	470
Grants, trusted funds and borrowings at risk of credit institution	-	-	-	-	-	-	-	-	-
Valuable papers issued	-	-	-	-	-	2,550,000	-	1,000,000	3,550,000
Other liabilities	-	2,173,817	-	-	-	-	-	-	2,173,817
<b>Total liabilities</b>	-	<b>2,174,286</b>	<b>21,952,109</b>	<b>3,032,818</b>	<b>768,720</b>	<b>64,861,523</b>	<b>25,558,200</b>	<b>1,546,929</b>	<b>119,894,584</b>
<b>Interest sensitive gap on the balance sheet</b>	<b>1,988,179</b>	<b>6,524,810</b>	<b>14,177,249</b>	<b>14,441,162</b>	<b>9,792,450</b>	<b>(31,765,956)</b>	<b>(13,886,319)</b>	<b>9,067,898</b>	<b>10,339,473</b>
<b>Interest sensitive gap of on- and off- balance sheet</b>	<b>1,988,179</b>	<b>8,512,989</b>	<b>22,690,238</b>	<b>37,131,399</b>	<b>46,923,849</b>	<b>15,157,893</b>	<b>1,271,574</b>	<b>10,339,473</b>	<b>-</b>





### 33. Currency risk

Balance as at 31/03/2025

	USD		EUR		XAU		Other foreign currencies		Total	
	VND	VND	VND	VND	VND	VND	VND	VND	VND	VND
<b>ASSETS</b>										
Cash on hand, gold, silver and gemstones	25,666	1,377.8	207	1,416	28,666					
Balances with the State Bank of Viet Nam	1,332	-	-	-	1,332					
Balances with and loans to other credit institutions	133,061	2,905	-	16,922	152,887					
Trading securities	-	-	-	-	-					
Derivatives and other financial assets	76,665	-	-	-	76,665					
Loans to customers	42,035	-	5,041	-	47,077					
Debt purchase	-	-	-	-	-					
Investment securities	-	-	-	-	-					
Long-term investments	-	-	-	-	-					
Fixed assets	-	-	-	-	-					
Other assets	15,277	0	-	-	15,277					
<b>Total assets</b>	<b>294,036</b>	<b>4,283</b>	<b>5,249</b>	<b>18,337</b>	<b>321,904</b>					

### LIABILITIES AND SHAREHOLDERS' EQUITY

Borrowings from the Government and the SBV	-	-	-	-	-					
Deposits and borrowings from other credit institutions	127,861	-	-	-	127,861					
Deposits from customers	153,751	569	-	3,937	158,257					
Derivatives and other financial liabilities	-	-	-	-	-					
Grants, trusted funds and borrowings at risk of credit institution	-	-	-	-	-					
Valuable papers issued	-	-	-	-	-					
Other liabilities	243	-	-	0	243					
Shareholders' equity	-	-	-	-	-					
<b>Total liabilities and shareholders' equity</b>	<b>281,856</b>	<b>569</b>	<b>-</b>	<b>3,937</b>	<b>286,361</b>					
<b>FX position on-balance sheet</b>	<b>12,180</b>	<b>3,713.8</b>	<b>5,249</b>	<b>14,400</b>	<b>35,543</b>					
<b>FX position off-balance sheet</b>	<b>-</b>	<b>-</b>	<b>-</b>	<b>-</b>	<b>-</b>					
<b>FX position on and off-balance sheet</b>	<b>12,180</b>	<b>3,714</b>	<b>5,249</b>	<b>14,400</b>	<b>35,543</b>					



### 34. Liquidity risk

Balance as at 31/03/2025

	Over 03 months	Up to 03 months	Up to 01 months	From over 01 month up to 03 months	From over 03 months up to 12 months	From over 01 years up to 05 years	Over 05 years	Total
	VND	VND	VND	VND	VND	VND	VND	VND
<b>ASSETS</b>								
Cash on hand, gold, silver and gemstones	-	-	307,635	-	-	-	-	307,635
Balances with the State Bank of Vietnam	-	-	1,186,591	-	-	-	-	1,186,591
Balances with and loans to other credit institutions	-	-	12,203,488	2,190,000	3,300,000	-	-	17,693,488
Trading securities	-	-	-	-	-	-	-	-
Derivatives and other financial assets	-	-	-	-	-	-	-	-
Loans to customers	1,061,351	926,828	9,769,409	5,795,036	43,875,541	16,089,042	7,393,262	84,910,468
Debt purchase	-	-	-	-	-	-	-	-
Investment securities	-	-	17,744,412	-	-	-	50,280	17,794,692
Long-term investments	-	-	-	-	-	-	82,610	82,610
Fixed assets and investment Property	-	-	-	-	-	-	228,532	228,532
Other assets	-	-	8,030,040	-	-	-	-	8,030,040
<b>Total assets</b>	<b>1,061,351</b>	<b>926,828</b>	<b>49,241,575</b>	<b>7,985,036</b>	<b>47,175,541</b>	<b>16,089,042</b>	<b>7,754,684</b>	<b>130,234,057</b>
<b>LIABILITIES</b>								
Due to the Government and the SBV	-	-	5,084,004	-	-	-	-	5,084,004
Deposits and borrowings from other credit institutions	-	-	13,162,141	127,775	1,900,000	-	-	15,189,916
Deposits from customers	-	-	13,566,659	19,164,854	56,863,633	4,301,232	-	93,896,377
Derivatives and other financial liabilities	-	-	470	-	-	-	-	470
Grants, trusted funds and borrowings at risk of credit institution	-	-	-	-	-	-	-	-
Valuable papers issued	-	-	-	-	2,550,000	-	1,000,000	3,550,000
Other liabilities	-	-	2,173,817	-	-	-	-	2,173,817
<b>Total liabilities</b>	<b>-</b>	<b>-</b>	<b>33,987,091</b>	<b>19,292,629</b>	<b>61,313,633</b>	<b>4,301,232</b>	<b>1,000,000</b>	<b>119,894,584</b>
<b>Net liquidity difference</b>	<b>1,061,351</b>	<b>926,828</b>	<b>15,254,485</b>	<b>(11,307,592)</b>	<b>(14,138,092)</b>	<b>11,787,811</b>	<b>6,754,684</b>	<b>10,339,473</b>



Ha Noi, April 14, 2025

Preparer



Do Thi Phuong Loan

Chief Accountant



Nguyen Thanh Cong

Acting General Director



Nguyen Van Giang