

**PETROLIMEX SAIGON
TRANSPORTATION AND SERVICES
JOINT STOCK COMPANY**

No. **099** /.....

SOCIAL REPUBLIC OF VIET NAM

Independence – Freedom – Happiness

Ho Chi Minh City, April 20th, 2025.

PERIODIC DISCLOSURE OF FINANCIAL STATEMENTS

Dear: Hanoi Stock Exchange

Pursuant to the provisions of Clause 3 and Clause 4, Article 14 of Circular No. 96/2020/TT-BTC dated November 16, 2020 of the Ministry of Finance guiding information disclosure on the stock market, Petrolimex Saigon Transportation and Services Joint Stock Company shall disclose information on the financial statements (FS) for the first quarter of 2025 to the Hanoi Stock Exchange as follows:

1. Corporation name:

- Stock code: PSC
- Address: 118 Huynh Tan Phat Street, Tan Thuan Tây Ward, District 7, Ho Chi Minh City, Vietnam.
- Contact/Tel: 0283.8721014 Fax: 0283.8721013
- Website: www.ptssaigon.petrokimex.com.vn.

2. Information disclosure:

- FS for the first quarter of 2025
 - ☒ Separate FS (Listed company has no subsidiaries and superior accounting units with affiliated units);

☐ Consolidated FS (Listed company have no subsidiaries);

☐ General FS (Listed company has an accounting department directly under the organization of its accounting.).

- Cases must explain the cause:

+ The audit gives an opinion other than an unqualified opinion on the financial statements (for the reviewed/audited financial statements):

☐ Yes

☐ No

Explanation document in case of Yes:

☐ Yes

☐ No

+ Profit after tax in the reporting period has a difference of 5% or more before and after auditing, changing from loss to profit or vice versa (for audited financial statements in 2024):

☐ Yes

☐ No



Explanation document in case of Yes:

☐ Yes

☐ No

+ Profit after corporate income tax in the income statement of the reporting period changes by 10% or more compared to the same period report of the previous year:

☒ Yes

☐ No

Explanation document in case of Yes:

☒ Yes

☐ No

+ Profit after tax in the reporting period is a loss, changing from profit in the same period last year to loss of its in this period or vice versa:

☐ Yes

☐ No

Explanation document in case of Yes:

☐ Yes

☐ No

This information was published on the company's website on: April 20, 2025
at the link: www.ptssaigon.petrolimex.com.vn.

Attached documents:

- FS for the first quarter of 2025

Company representation

Legal representatives/

Authorized person to disclose information

(Sign, specify full name, stamp)



GIÁM ĐỐC
Nguyễn Xuân Thái



SEPARATE BALANCE SHEET

As at 31 March 2025

Unit: VND

ASSETS	Code	Note	31 March 2025	01 January 2025
(1)	(2)	(3)	(4)	(5)
A. CURRENT ASSETS	100		58,509,035,745	34,125,067,805
I. Cash and cash equivalents	110	V.01	14,600,805,381	6,251,593,524
1. Cash	111		14,600,805,381	6,251,593,524
II. Short-term receivable	130		35,481,846,007	18,589,480,410
1. Short-term trade accounts receivable	131	V.03	30,982,095,767	17,592,910,361
2. Short-term prepayments to suppliers	132	V.05	243,336,740	164,719,500
3. Other short-term receivables	136	V.04	4,256,413,500	831,850,549
III. Inventories	140		5,430,605,664	5,376,661,496
1. Inventories	141	V.06	5,430,605,664	5,376,661,496
IV. Other current assets	150		2,995,778,693	3,907,332,375
1. Short-term prepaid expenses	151	V.07.1	2,995,778,693	3,812,236,080
2. Value Added Tax to be reclaimed	152		-	84,498,627
3. Tax and other receivables from the State Budget	153		-	10,597,668
B. LONG-TERM ASSETS	200		180,234,511,355	187,354,630,421
I. Long-term receivables	210		173,000,000	173,000,000
1. Other long-term receivables	216	V.04	173,000,000	173,000,000
II. Fixed assets	220		135,396,588,701	141,817,683,448
1. Tangible fixed assets	221	V.09	104,669,803,453	110,841,374,220
Historical cost	222		329,936,971,127	329,936,971,127
Accumulated depreciation	223		(225,267,167,674)	(219,095,596,907)
2. Intangible fixed assets	227	V.10	30,726,785,248	30,976,309,228
Historical costs	228		39,540,686,568	39,540,686,568
Accumulated depreciation	229		(8,813,901,320)	(8,564,377,340)
III. Investment properties	230	V.11	39,217,840,571	39,694,861,070
Historical cost	231		68,444,161,636	68,444,161,636
Accumulated depreciation	232		(29,226,321,065)	(28,749,300,566)
IV. Long-term asset in progress	240	V.08	314,814,814	314,814,814
1. Construction in progress	242		314,814,814	314,814,814
V. Long-term investments	250	V.02	567,000,000	567,000,000
1. Investments in other entities	253		900,000,000	900,000,000
2. Provision for long-term investments	254		(333,000,000)	(333,000,000)
VI. Other long-term assets	260		4,565,267,269	4,787,271,089
1. Long-term prepaid expenses	261	V.07.2	4,565,267,269	4,787,271,089
TOTAL ASSETS (270 = 100 + 200)	270	-	238,743,547,100	221,479,698,226

SEPARATE BALANCE SHEET

As at 31 March 2025

Unit: VND

RESOURCES	Code	Note	31 March 2025	01 January 2025
C. LIABILITIES	300		122,521,783,033	107,811,718,555
I. Short-term liabilities	310		77,218,058,772	60,998,004,294
1. Short-term trade accounts payable	311	V.12	29,022,787,152	27,316,968,460
2. Short-term advances from customers	312	V.13	315,628,314	208,263,380
3. Tax and other payables to the State	313	V.14	3,256,997,456	2,139,026,457
4. Payable to employees	314		5,471,776,240	9,797,814,814
5. Short-term accrued expenses	315	V.15	8,073,871,289	158,696,021
7. Other short-term payables	319	V.16.1	6,965,085,806	8,763,002,881
8. Short-term borrowings	320	V.17	23,435,357,877	11,831,677,643
9. Bonus and welfare funds	322		676,554,638	782,554,638
I. Long-term liabilities	330		45,303,724,261	46,813,714,261
1. Other long-term payables	337	V.16.2	28,548,274,261	28,548,274,261
2. Long-term borrowings	338	V.17	16,755,450,000	18,265,440,000
D. OWNERS' EQUITY	400		116,221,764,067	113,667,979,671
I. Capital	410	V.18	116,221,764,067	113,667,979,671
1. Owners' capital	411		72,000,000,000	72,000,000,000
- Ordinary shares with voting rights	411a		72,000,000,000	72,000,000,000
2. Share premium	412		6,344,652,636	6,344,652,636
3. Investment and development funds	418		34,332,687,972	34,332,687,972
4. Undistributed earnings	421		3,544,423,459	990,639,063
- Retained profits brought forward	421a		990,639,063	-
- Retained profit for the current year	421b		2,553,784,396	990,639,063
TOTAL RESOURCES (440 = 300 + 400)	440	-	238,743,547,100	221,479,698,226



Vo Thi Kieu Duyen
Preparer



Duong Tuan Ngoc
Chief Accountant





Nguyen Xuan Thai
Director
HCMC, 20 April 2025


SEPARATE INCOME STATEMENT
For the period ended 31 March 2025

Unit: VND

Item	Code	Note	Quarter I		Accumulated from January to the end of this quarter	
			This year	Last year	This year	Last year
1. Revenue from sales of goods and rendering of services	1	VI.01	179,228,321,584	178,732,500,139	179,228,321,584	178,732,500,139
2. Net revenue from sales of goods and rendering of services	10		179,228,321,584	178,732,500,139	179,228,321,584	178,732,500,139
3. Cost of goods sold and services rendered	11	VI.02	160,087,588,313	160,258,254,109	160,087,588,313	160,258,254,109
4. Gross profit from sales of goods and rendering of services	20		19,140,733,271	18,474,246,030	19,140,733,271	18,474,246,030
5. Financial income	21	VI.03	3,250,904	4,494,056	3,250,904	4,494,056
6. Financial expenses	22	VI.04	680,426,303	669,667,629	680,426,303	669,667,629
- Including: Interest expenses	23		680,426,303	669,667,629	680,426,303	669,667,629
7. Selling expenses	25	VI.05	7,332,035,650	6,692,930,420	7,332,035,650	6,692,930,420
8. General and administration expenses	26	VI.05	7,902,435,446	8,467,031,460	7,902,435,446	8,467,031,460
9. Net operating profit	30		3,229,086,776	2,649,110,577	3,229,086,776	2,649,110,577
10. Other income	31	VI.06	-	-	-	-
11. Other expenses	32	VI.07	27,419,196	-	27,419,196	-
12. Net other income	40		(27,419,196)	-	(27,419,196)	-
13. Net accounting profit before tax	50	VI.09	3,201,667,580	2,649,110,577	3,201,667,580	2,649,110,577
14. Corporate income tax ("CIT") - current	51		647,883,184	529,822,115	647,883,184	529,822,115
15. Net profit after tax	60	VI.09	2,553,784,396	2,119,288,462	2,553,784,396	2,119,288,462
16. Earning Per Share (*)	70		355	294	355	294


Vo Thi Kieu Duyen
Preparer


Duong Tuan Ngoc
Chief Accountant


Nguyen Xuan Thai
Director
HCMC, 20 April 2025


SEPARATE CASH FLOW STATEMENT


(Indirect method)



For the period ended 31 March 2025

Unit: VND

Item	Code	Note	This year	Last year
I. CASH FLOWS FROM OPERATING ACTIVITIES				
1. Profit before tax	01		3,201,667,580	2,649,110,577
2. Adjustments for:				
- Depreciation and amortisation	02		6,898,115,246	6,705,300,361
- Profits from investing activities	05		6,008,355	(4,494,056)
- Interest expense and bond issuance fee	06		680,426,303	669,667,629
3. Operating profit before changes in working capital	08		10,786,217,484	10,019,584,511
- Change in receivables	09		(16,797,269,302)	525,650,032
- Change inventories	10		(53,944,168)	132,983,800
- Change in payables	11		9,020,342,647	(8,244,517,539)
- Change in prepaid expenses	12		1,038,461,207	843,677,766
- Interest paid	14		(730,168,035)	(730,881,743)
- Corporate income tax paid	15		(1,422,954,250)	(399,282,577)
- Other payments on operating activities	17		(106,000,000)	(45,000,000)
Net cash flows from investing activities	20		1,734,685,583	2,102,214,250
II. CASH FLOWS FROM INVESTING ACTIVITIES				
- Purchase, construction of fixed assets	21		(824,686,364)	-
- Dividends and interest received	27		3,250,904	4,494,056
Net cash flows from investing activities	30		(821,435,460)	4,494,056
III. CASH FLOWS FROM FINANCING ACTIVITIES				
- Proceeds from borrowings	33	VII.03	24,464,715,931	10,060,908,735
- Repayment of borrowings	34	VII.04	(14,371,025,697)	(7,596,757,558)
- Dividends paid	36		(2,657,728,500)	-
Net cash flows from financing activities	40		7,435,961,734	2,464,151,177
Net decrease in cash and cash equivalents	50		8,349,211,857	4,570,859,483
Cash and cash equivalents at beginning of period	60		6,251,593,524	4,736,847,278
Cash and equivalents at end of period	70		14,600,805,381	9,307,706,761


Vo Thi Kieu Duyen
Preparer


Duong Tuan Ngoc
Chief Accountant



Nguyen Xuan Thai
Director
HCMC, 16 April 2025

IV. NOTES TO FINANCIAL STATEMENTS

(These Notes are an integral part of and should be read in conjunction with the Financial Statements)

1. GENERAL INFORMATION

1.1 Form of business ownership

Petrolimex Saigon Transportation and Services Joint Stock Company ("the Company") headquartered at 118 Huynh Tan Phat Street, Tan Thuan Tay Ward, District 7, Ho Chi Minh City, was established under Decision No. 1363/2000/QĐ-BTM dated October 3, 2000 of the Minister of Trade (now the Ministry of Industry and Trade) on the basis of equitization of the Petroleum Transport Enterprise under the Petroleum Company Region II - One Member Limited Liability Company (Petrolimex Saigon) - Vietnam National Petroleum Corporation (now the Vietnam National Petroleum Group). The first business registration certificate No. 4103000220 dated November 27, 2000 and the Enterprise Registration Certificate No. 0302160137, changed for the 15th amended Certificate on November 15, 2024, were issued by the Department of Planning and Investment of Ho Chi Minh City.

The charter capital is 72,000,000,000 VND, the par value of shares is 10,000 VND.

1.2 Business sector: trading and service.

1.3 Main lines of business

- Domestic and international road transport business, ~~domestic and international road~~ transport of petroleum and petrochemical products, gas transport business by car;
- General wholesale agent of petroleum and petrochemical products, gas trading - not trading at headquarters;
- General retail agent of petroleum and petrochemical products, gas trading - not trading at headquarters;
- Real estate business;
- Warehousing and storage services.

1.4 The normal business cycle of the Company: 12 months

1.5 Characteristics of the business's operations during the period that affect the Interim financial statements: there are no factors that significantly affect the Company's Interim financial statements.

1.6 Corporation structure

<i>Subsidiary</i>	<i>Address</i>	<i>Main business activities</i>
Subsidiaries account for and report (centralized accounting at the Company)		
Petrolimex Saigon Transportation Services Joint Stock Company Branch - Gas Station No. 6	Group 5, Quarter 9, Nguyen Thi Minh Khai Street, Phu Hoa Ward, Thu Dau Mot City, Binh Duong Province	Retailing gasoline and petrochemical products
Petrolimex Saigon Transportation Services Joint Stock Company Branch - Cay Gao Gas Station	327KD, Tan Lap 1 Hamlet, Cay Gao Commune, Trang Bom District, Dong Nai Province	Retailing gasoline and petrochemical products

IV. NOTES TO FINANCIAL STATEMENTS

(These Notes are an integral part of and should be read in conjunction with the Financial Statements)

<i>Subsidiary</i>	<i>Address</i>	<i>Main business activities</i>
Petrolimex Saigon Transportation Services Joint Stock Company Branch	Land plot No. 980, 800, 839, Map sheet No. 09-3, Quarter 5, Dinh Hoa Ward, Thu Dau Mot City, Binh Duong Province	Retailing gasoline and petrochemical products

- 1.7 Statement on comparability of information in Interim financial statements:** information in Interim financial statements is comparable.

2. FISCAL YEAR AND ACCOUNTING CURRENCY

The Fiscal year of the Company begins from January 01 and ends on December 31 of each year.

The financial statements and accounting records are measured and presented in Vietnamese Dong (VND).

3. ACCOUNTING STANDARDS AND SYSTEM

The interim financial statements are presented in Vietnamese Dong (VND), prepared based on accounting principles in accordance with the provisions of the enterprise accounting regime issued in Circular No. 200/2014/TT-BTC dated December 22, 2014, Circular No. 53/2016/TT-BTC dated March 21, 2016 of the Ministry of Finance, Vietnamese accounting standards and legal regulations related to the preparation and presentation of interim financial statements.

4. SUMMARY OF SIGNIFICANT ACCOUNTING PRINCIPLES

4.1 Basis of preparation of interim financial statements

Interim financial statements are prepared on the accrual basis of accounting (except for information related to cash flows).

4.2 Accounting estimates

Preparing interim financial statements in compliance with Vietnamese accounting standards, accounting regimes for enterprises and legal regulations related to the preparation and presentation of interim financial statements requires the Board of Directors to make estimates and assumptions that affect the reported figures on liabilities, assets and presentation of contingent liabilities and assets at the date of preparation of interim financial statements as well as the reported figures on revenues and expenses during the period. Actual business results may differ from the estimates and assumptions made.

4.3 Foreign currency exchange

Monetary items denominated in foreign currencies are revalued at the actual transaction exchange rate at the end of the accounting period. The differences on revaluation are reflected in exchange rate differences and the balance is transferred to income from financial activities at the end of the accounting period.

The actual transaction exchange rate when revaluating foreign currency deposits at banks is the buying rate of the bank where the enterprise opens the foreign currency account.

IV. NOTES TO FINANCIAL STATEMENTS

(These Notes are an integral part of and should be read in conjunction with the Financial Statements)

4.4 Equity investments in other entities

Equity investments in other entities

These are investments in equity instruments but the Company does not have control, joint control or significant influence over the investee. Equity investments in other entities are initially recorded at historical cost.

Dividends from periods prior to the purchase of the investment are accounted for as a reduction in the value of that investment. Dividends from periods subsequent to the purchase of the investment are recorded as income from financial activities at the fair value at the date of receipt.

The loss provision for other equity investments is the larger difference between the original cost and the market value of the investment, in which the market value is determined by the Company based on the closing price at the ending date of the reporting period.

4.5 Accounting principles of business cooperation contract ("BCC")

BCC is a contractual agreement between the Company and individuals to jointly invest in means of transport to conduct petroleum transportation business and serve the Company's business purposes but does not form an independent legal entity. This activity is jointly controlled by the capital contributors according to the joint venture agreement.

In any case, upon receipt of the funds, the assets of others parties contributing to the BCC's transaction, which are accounted as liabilities by the receiving party.

The parties participating in the BCC agree to share after-tax profits. The Company accounts for all BCC transactions, records revenue and expenses, separately monitors BCC's business results and finalizes taxes

4.6 Receivables and provisions for doubtful debts

Receivables are tracked in detail by original term, remaining term at the reporting time, receivable subjects and other factors according to the Company's management needs. The classification of receivables as trade receivables and other receivables is carried out according to the following principles:

- Trade receivables include commercial receivables arising from purchase-sale transactions;
- Other receivables include non-commercial receivables not related to purchase-sale transactions.

The Company classifies receivables as long-term or short-term based on the remaining term at the reporting date.

Receivables are recorded at no more than the recoverable value.

4.7 Inventories

Inventories are determined at historical cost. In case the cost is greater than the net realizable value, the inventories are specified at the net realizable value. The cost of inventory includes the cost of purchasing, processing and other directly attributable costs incurred to bring the inventory in its current location and condition. Net realizable value that is the estimated selling price minus the estimated costs to complete the inventories and the estimated costs required to consume them.

Cost of inventories is calculated using the monthly weighted average method (except for wholesale petroleum which is determined using the specific identification method).

Inventories are accounted for using the perpetual inventory method.

IV. NOTES TO FINANCIAL STATEMENTS

(These Notes are an integral part of and should be read in conjunction with the Financial Statements)

4.8 Tangible fixed assets and depreciation

Tangible fixed assets are reflected at cost less accumulated depreciation. The cost of tangible fixed assets is determined at historical cost, except for some fixed assets that are revalued when determining the value of the enterprise for equitization.

The cost of tangible fixed assets formed from purchase and construction transfer is the total cost that the Company must spend to have the fixed assets up to the time the assets are ready for use.

Tangible fixed assets are depreciated using the straight-line method, the depreciation amount is calculated by dividing the cost (:) by the estimated useful life. The specific depreciation periods for each type of asset are as follows:

<u>Asset types</u>	<u>Depreciation period (years)</u>
Buildings and structures	05 - 50
Machinery and equipment	04 - 10
Motor vehicles, transmissions	04 - 10
Office equipment	03 - 06

4.9 Intangible fixed assets and depreciation

Intangible fixed assets are presented at historical cost less accumulated depreciation. The cost of intangible fixed assets is determined at historical cost.

The cost of the Company's intangible fixed assets includes legal land use rights; computer software and other intangible fixed assets. Details:

- Land use rights are the costs incurred to obtain long-term legal land use rights and limited legal land use rights;
- Computer software are costs related to computer software programs that are not a part attached to the hardware, and are all costs incurred by the Company up to the time the software is put into use;
- Other intangible fixed assets are costs related to the ISO quality management system incurred up to the time the system is put into use.

Long-term land use rights are not amortized, limited land use rights are amortized according to the land use term on the land use right certificate, computer software is amortized using the straight-line method based on the estimated useful life of 05 years. Other intangible fixed assets have been fully amortized and are still in use.

4.10 Investment property

The investment property of the office building owned by the Company is used for the purpose of earning income from leasing.

The investment property for lease is presented at historical cost less accumulated depreciation. The cost of the investment property is the total cost in cash or cash equivalents that the enterprise spends or the fair value of other considerations given to acquire the investment property up to the time of purchase or completion of construction of the investment property.

IV. NOTES TO FINANCIAL STATEMENTS

(These Notes are an integral part of and should be read in conjunction with the Financial Statements)

The costs related to the investment property incurred after the initial recognition are recorded as expenses, unless these costs are likely to make the investment property generate economic benefits in the future more than the initially assessed level of operation, ~~then~~ they are recorded as an increase in cost.

The investment property for lease is depreciated using the straight-line method, based on the estimated useful life.

4.11 Construction in progress

Construction in progress is recorded at historical cost, reflecting costs directly related to assets under construction, machinery and equipment are being installed for business purposes. Depreciation of these assets is applied in the same way as other assets, starting when the assets are ready for use.

4.12 Prepaid expenses

Prepaid expenses are recorded according to actual occurrence, including: road usage fees, insurance fees; prepaid land rent; fixed asset repair costs; costs of instruments and supplies issued for use and other prepaid expenses serving business operations of one or more accounting periods, specifically:

- Road usage fees, insurance fees are allocated to business performance results according to the term of use or insurance term;
- Land rent represents the amount spent to obtain the right to use leased land, allocated to business performance results by the straight-line method corresponding to the lease term;
- Instruments and supplies issued for use are allocated to business performance results by the straight-line method over a period of no more than 36 months from the date of occurrence;
- One-time repair costs of fixed assets with large value that the Company does not make provision for are allocated to the results of business operations on a straight-line basis over a period of 36 months to 60 months from the date of occurrence;
- Other prepaid expenses include V-Tracking route monitoring costs, road usage costs, civil liability insurance and other prepaid expenses are allocated to the results of business operations on a straight-line basis for a period not exceeding 36 months from the date of occurrence.

The Company classifies prepaid expenses as short-term or long-term based on the prepayment period according to the contract or the allocation period of each type of expense and does not reclassify at the time of reporting.

4.13 Payables

Payables are monitored in detail by original term, remaining term at the reporting time, payable entities and other factors according to the Company's management needs. The classification of payables as payables to suppliers and other payables is carried out according to the following principles:

- Payables to suppliers include commercial payables arising from purchase-sale transactions;
- Other payables include non-commercial payables, not related to the purchase-sale or provision of goods and services.

The Company classifies payables as long-term or short-term based on the remaining term at the reporting time.

Recorded payables are not lower than the payment obligation.

4.14 Loans and financial lease liabilities

Loans and financial lease liabilities are loans, which are monitored in detail by each lending entity, each loan agreement and by the repayment period of the loans. Loans with a remaining repayment

IV. NOTES TO FINANCIAL STATEMENTS

(These Notes are an integral part of and should be read in conjunction with the Financial Statements)

period of more than 12 months from the reporting date are presented as long-term loans and financial lease liabilities. Loans due for payment within the next 12 months from the reporting date are presented as short-term loans and financial lease liabilities.

4.15 Borrowing costs

Borrowing costs are loan interest recorded in operation expenses in the period when incurred.

4.16 Payable expenses

Accrued expenses are recorded based on reasonable estimates of the amount payable for goods and services used during the period due to pending invoices or insufficient records and documents, including:

- Loan interest is estimated based on the loan amount, term and actual interest rate for each period according to each loan agreement;
- Tire costs, vehicle repair costs and other costs related to production and business activities incurred.

4.17 Owner's equity

Owner's equity at the end of the accounting period reflects the equity of internal and external shareholders, recorded at the actual capital contributed by shareholders, calculated at the par value of issued shares.

Share premium is recorded at the difference between the actual issuance price and the par value of shares when firstly and additionally issuing.

Funds and after-tax profits are set aside and distributed according to the decision of the annual General Meeting of Shareholders.

4.18 Revenue and other income

Sales revenue is recorded while satisfying all of the following conditions:

- The Company has transferred the majority of risks and benefits associated with ownership of products and goods to the buyer;
- The Company no longer holds the right to manage the goods as the owner or the right to control the goods;
- The revenue is determined with relative reliability;
- The Company has or will obtain economic benefits from the sale transaction;
- The costs related to the sale transaction can be determined.

Revenue from providing services is recognized when all the following conditions are satisfied:

- The revenue is determined with relative reliability;
- The Company has or will obtain economic benefits from the service provision transaction;
- The stage of work completed at the reporting date can be determined;
- The costs incurred for the transaction and the costs to complete the service provision transaction can be determined.

IV. NOTES TO FINANCIAL STATEMENTS

(These Notes are an integral part of and should be read in conjunction with the Financial Statements)

Revenue from operating property rental:

Revenue from leasing operating assets is recognized on a straight-line basis throughout the lease term. Rental payments received in advance for multiple periods are allocated to revenue in accordance with the lease term.

Income from financial activities includes interest on deposits, gains on exchange rate differences and dividends, specifically as follows:

- Interest on deposits is determined with relative certainty based on the deposit balance and actual interest rate of each period;
- Gains on unrealized exchange rate differences from revaluation of monetary items denominated in foreign currencies at the reporting date.
- Dividends are recorded according to the announcement of the dividend payer.

Other income reflects income arising from separated events or transactions from the Company's normal business activities, except from the above revenues.

4.19 Cost of goods sold

Cost of goods sold is recorded according to actual occurrence in accordance with revenue, including: capital value of goods and services sold and provided during the period; depreciation, repair costs, professional expenses for leasing investment real estate under the operating lease method..

4.20 Financial expenses

Financial expenses include loan interest and investment loss provisions, specifically as follows:

- Loan interest is recorded according to actual occurrence based on the loan balance and actual loan interest rate of each period;
- Investment loss provisions are made according to the regulations as presented in Note IV.04.

4.21 Selling expenses, general and administrative expenses

Selling expenses: reflecting actual expenses incurred during the sales process of the accounting period, including: expenses for sales department staff salaries (salaries, wages, allowances, etc.); union fees, social insurance, health insurance, unemployment insurance of sales staff, depreciation expenses, freight charges and other expenses.

General and administrative expenses: reflecting the overhead costs of the Company incurred during the accounting period, including salary expenses for business' administrative staffs (salaries, wages, allowances, etc.); union fees, social insurance, health insurance, unemployment insurance; expenses of office materials and labor instruments; depreciation of fixed assets used for administrative operation; lease rent, license tax; outsourced services (electricity, water, telephone, fax, property insurance, fire insurance...); other cash expenses (customer services, conference...).

4.22 Taxation

Current income tax expense reflects the corporate income tax payable arising in the period and additional corporate income tax payable due to the discovery of immaterial errors in previous years.

Taxable income may differ from the total accounting profit before tax presented in the income statement because taxable income excludes taxable income or deductible expenses in other years (including losses carried forward, if any) and further excludes non-taxable or non-deductible items.

The determination of the Company's taxes is based on current tax regulations. However, these regulations are changed from time to time and the determination of tax obligations depends on the results of the examination by the competent tax authority.

IV. NOTES TO FINANCIAL STATEMENTS

(These Notes are an integral part of and should be read in conjunction with the Financial Statements)

4.23 Financial instruments

Initial recognition

Financial assets

According to Circular No. 210/2009/TT-BTC dated 06/11/2009 of the Ministry of Finance, financial assets are classified appropriately, for the purpose of disclosure in the financial statements, into financial assets recorded at fair value through the profit or loss statement, loans and receivables, investments held to maturity and available-for-sale financial assets. The Company determines the classification of these financial assets at the time of initial recognition.

At the time of initial recognition, financial assets are determined at their historical cost plus transaction costs directly related to the acquisition of such financial assets. The Company's financial assets include cash, trade receivables and other receivables.

Financial liabilities

According to Circular No. 210/2009/TT-BTC dated 06/11/2009 of the Ministry of Finance, financial liabilities are classified appropriately, for the purpose of disclosure in the financial statements, into financial liabilities recorded at fair value through the income statement and financial liabilities determined at amortized cost. The Company determines the classification of these financial liabilities at the time of initial recognition.

At the time of initial recognition, financial liabilities are determined at historical cost plus transaction costs directly related to the issuance of such financial liabilities. The Company's financial liabilities include trade payables, accrued expenses, other payables, borrowings and finance lease liabilities.

Value after initial recognition

The value after initial recognition of financial instruments is reflected at fair value. In case there is no regulation on re-determining the fair value of financial instruments, the company have to present it according to the book value.

Offsetting of Financial Instruments

Financial assets and financial liabilities are offset and the net amount is reported in the balance sheet, if and only if, the Company has a legally enforceable right to offset the recognised amounts and there is an intention to settle on a net basis, or to realize the assets and settle the liabilities simultaneously.

4.24 Related Parties

Parties are considered to be related to the Company if one party has the direct or indirect ability to control the other party or exercise significant influence over the other party in making financial and operating decisions, or where the Company and the other party are under common control or have significantly general influence. Related parties may be organizations or individuals, including family members of any individual considered to be a related party.

Disclosures to related parties are presented in notes V.03, V.05, V.12, V.13, VI.01, VI.09.

V - ADDITIONAL INFORMATION FOR ITEMS PRESENTED IN THE BALANCE SHEET

1. CASH AND CASH EQUIVALENTS

	31 March 2025	01 January 2025
- Cash on hand	6,552,101,858	26,870,000
- Cash in bank	8,041,730,348	6,217,665,869
- Cash in bank - Foreign currency	6,973,175	7,057,655
	14,600,805,381	6,251,593,524

2. FINANCIAL INVESTMENTS

INVESTMENTS IN OTHER ENTITIES

	31 March 2025		01 January 2025	
	Cost	Provision	Cost	Provision
<i>Invest in other units</i>				
Cu Chi Industrial and Trading Development Investment Joint Stock Company	900,000,000	(333,000,000)	900,000,000	(333,000,000)
Total	900,000,000	(333,000,000)	900,000,000	(333,000,000)

Details of investments in other entities

	31 March 2025		01 January 2025	
Total share value	Amount	Cost	Amount	Cost
Cu Chi Industrial and Trading Development Investment Joint Stock Company	22,500	900,000,000	22,500	900,000,000

3. CUSTOMER RECEIVABLES

	31 March 2025	01 January 2025
Short-term	30,982,095,767	17,592,910,361
Trade receivables accounting for at least 10% of total trade receivables	15,290,872,283	8,192,592,137
+ Petrolimex Tay Ninh Co., Ltd	3,854,005,077	1,007,524,205
+ Petrolimex Aviation Fuel Joint Stock Company	7,025,997,006	3,225,289,032
+ Tran Hiep Thanh Textile Corporation	4,410,870,200	3,959,778,900
Other customer	15,691,223,484	9,400,318,224
+ Petrolimex Tay Ninh Co., Ltd	3,854,005,077	1,007,524,205
+ Petrolimex Lam Dong Co., Ltd	2,911,297,920	972,860,760
+ Dak Nong Branch - Petrolimex Dak Lak	1,534,143,564	1,567,165,752
+ Petrolimex Sai Gon	16,869,600	15,206,400
+ Petrolimex Ba Ria Vung Tau Co., Ltd	702,664,425	525,607,231
+ Petrolimex Asphalt Co., Ltd	8,630	8,630
+ Petrolimex Dong Nai Co., Ltd	45,204,242	-
+ Petrolimex Long An Co., Ltd	2,942,857,500	395,895,060
+ Petrolimex Aviation Fuel Joint Stock Company	7,025,997,006	3,225,289,032
+ Binh Thuan Petroleum One Member Limited Liability Company	892,928,910	777,465,000
+ Petrolimex Quang Binh Co., Ltd	3,110,400	-

4. OTHER RECEIVABLES

	31 March 2025	01 January 2025
4.1 Short-term	4,256,413,500	831,850,549
Advances	515,000,000	-
VETC automatic fee collection	309,393,560	128,234,675
Viettel Group	177,328,710	295,592,115
Other short-term receivables	3,254,691,230	408,023,759
4.1 Long-term	173,000,000	173,000,000
Deposit - Tan Thuan Electricity	173,000,000	173,000,000

V - ADDITIONAL INFORMATION FOR ITEMS PRESENTED IN THE BALANCE SHEET

5. ADVANCED PAYMENTS TO SUPPLIERS

	31 March 2025	01 January 2025
Short-term prepayments to suppliers		
Advanced payments to suppliers	243,336,740	164,719,500
Total	243,336,740	164,719,500

6. INVENTORIES

	31 March 2025		01 January 2025	
	Cost	Provision	Cost	Provision
Raw materials, materials - Tools & Supplies	1,490,000	-	365,912,444	-
Raw materials, materials - Fuel	428,669,310	-	550,383,640	-
Merchandises	5,000,446,354	-	4,460,365,412	-
Total	5,430,605,664	-	5,376,661,496	-

7. PREPAID EXPENSES

	31 March 2025	01 January 2025
Road usage fees	376,000,034	476,388,379
Insurance fee	2,556,312,233	3,328,591,763
Other	63,466,426	7,255,938
Instrument & tools used	824,915,720	883,640,687
Land rental fee	2,970,224,505	2,992,897,974
Fixed asset repair costs	636,608,554	752,790,656
Other	133,518,490	157,941,772

8. CAPITAL CONSTRUCTION

	31 March 2025	01 January 2025
Acquisition of fixed assets	314,814,814	314,814,814
Construction in progress		
Total	314,814,814	314,814,814

9. TANGIBLE FIXED ASSETS

Item	Buildings and structures	Machinery and equipment	Means of transportation	Office equipment	Total
I. Historical cost of Tangible fixed assets					
Beginning Balance	29,117,830,504	4,916,359,839	294,689,901,848	1,212,878,936	329,936,971,127
Ending Balance	29,117,830,504	4,916,359,839	294,689,901,848	1,212,878,936	329,936,971,127
II. Accumulated depreciation					
Beginning Balance	18,148,749,897	3,439,278,242	196,503,014,402	1,004,554,366	219,095,596,907
- Depreciation for the period	216,401,184	114,754,860	5,819,404,976	21,009,747	6,171,570,767
Ending Balance	18,365,151,081	3,554,033,102	202,322,419,378	1,025,564,113	225,267,167,674
III. Residual value of the tangible fixed assets					
1. At date of beginning	10,969,080,607	1,477,081,597	98,186,887,446	208,324,570	110,841,374,220
2. At date of ending	10,752,679,423	1,362,326,737	92,367,482,470	187,314,823	104,669,803,453

- The total net book value of tangible fixed assets used as collaterals or pledge to secure loans 40,228,289,014 VND

- The historical cost of tangible fixed assets that have been fully depreciated but still in use 91,191,688,079 VND

V - ADDITIONAL INFORMATION FOR ITEMS PRESENTED IN THE BALANCE SHEET

10. INTANGIBLE FIXED ASSETS

Item	Right of land use	Computer software	Others	Total
I. Historical cost of Intangible fixed assets				
Beginning Balance	37,148,731,568	1,765,955,000	626,000,000	39,540,686,568
Ending Balance	37,148,731,568	1,765,955,000	626,000,000	39,540,686,568
II. Accumulated depreciation				
Beginning Balance	7,546,162,728	392,214,612	626,000,000	8,564,377,340
- Depreciation for the period	142,327,167	107,196,813	-	249,523,980
Ending Balance	7,688,489,895	499,411,425	626,000,000	8,813,901,320
III. Residual value of the intangible fixed assets				
1. At date of beginning	29,602,568,840	1,373,740,388	-	30,976,309,228
2. At date of ending	29,460,241,673	1,266,543,575	-	30,726,785,248

- The total net book value of intangible fixed assets used as collaterals or pledge to secure loans 17,281,318,208 VND
- The historical cost of intangible fixed assets that have been fully depreciated but still in use 756,000,000 VND

11. INVESTMENT PROPERTY

Item	Opening balance	Increase during the period	Decrease during the period	Ending Balance
a. Investment properties for lease				
Original cost	68,444,161,636	-	-	68,444,161,636
- Land using right				-
- House	68,444,161,636	-	-	68,444,161,636
- House and the Land use right				-
- Infrastructure				-
Accumulated depreciation	28,749,300,566	477,020,499	-	29,226,321,065
- Land using right				-
- House	28,749,300,566	477,020,499	-	29,226,321,065
- House and the Land use right				-
- Infrastructure				-
Residual value of investment property	39,694,861,070	477,020,499	-	39,217,840,571
- Land using right	-			-
- House	39,694,861,070	477,020,499	-	39,217,840,571
- House and the Land use right	-			-
- Infrastructure	-			-
b. Property held for capital appreciation				

V - ADDITIONAL INFORMATION FOR ITEMS PRESENTED IN THE BALANCE SHEET

12. SHORT-TERM TRADE PAYABLES

	31 March 2025		01 January 2025	
	Amount	Debt repayment value	Amount	Debt repayment value
Short-term	29,022,787,152	29,022,787,152	27,316,968,460	27,316,968,460
Each entity accounting for at least 10% of total trade payables in details	19,900,285,630	19,900,285,630	16,966,846,212	16,966,846,212
+ Petrolimex Song Be Co.ltd	10,537,575,810	10,537,575,810	3,112,901,602	3,112,901,602
+ Sai Gon Petrolimex Insurance Corporation	13,922,510	13,922,510	3,142,191,667	3,142,191,667
+ Sai Gon Branch - Petrolimex Sai Gon	3,101,974,317	3,101,974,317	3,402,333,058	3,402,333,058
+ Vi Na Rubi Rubber Industry Co., Ltd	-	-	2,762,624,880	2,762,624,880
+ Thong Dai Phat Limited Company	6,246,812,993	6,246,812,993	4,546,795,005	4,546,795,005
Other payables	9,122,501,522	9,122,501,522	10,350,122,248	10,350,122,248
Related parties	14,527,824,187	14,527,824,187	12,003,416,900	12,003,416,900
+ Nha Be Oil Terminal	398,200,000	398,200,000	-	-
+ Petrolimex Sai Gon	26,410,000	26,410,000	25,296,320	25,296,320
+ Petrolimex Song Be Co.ltd	10,537,575,810	10,537,575,810	3,112,901,602	3,112,901,602
+ Sai Gon Petrolimex Insurance Corporation	13,922,510	13,922,510	3,142,191,667	3,142,191,667
+ Petrolimex Dong Nai Co., Ltd	1,374,750	1,374,750	846,515,033	846,515,033
+ Petrolimex Aviation Fuel Joint Stock Company	2,586,100	2,586,100	-	-
+ Petrolimex Da Nang Transportation and Service	445,780,700	445,780,700	277,870,220	277,870,220
+ Lam Dong Petrolimex Insurance Corporation	-	-	289,154,000	289,154,000
+ Sai Gon Branch - Petrolimex Sai Gon	3,101,974,317	3,101,974,317	3,402,333,058	3,402,333,058
+ Petrolimex Information Technology and Telecommunication JSC	-	-	907,155,000	907,155,000

13. DEFERRED REVENUE

	31 March 2025	01 January 2025
Short-term		
Deferred revenue	315,628,314	208,263,380
Total	315,628,314	208,263,380

14. TAXES AND OTHER PAYABLES TO THE STATE BUDGET

	31 March 2025		01 January 2025	
	Beginning balance	Payable during the year	Payment during the year	Ending balance
- Value added tax	248,534,155	3,904,716,132	2,830,205,044	1,323,045,243
- Income taxes	1,404,344,258	647,883,184	1,422,954,250	629,273,192
- Personal income tax	486,148,044	4,928,843,598	4,896,559,671	518,431,971
- Land & housing tax, land rental charges	-	798,112,698	11,865,648	786,247,050
- Others	-	10,363,920	10,363,920	-
Total	2,139,026,457	10,289,919,532	9,171,948,533	3,256,997,456

V - ADDITIONAL INFORMATION FOR ITEMS PRESENTED IN THE BALANCE SHEET

15. ACCRUED EXPENSES

	31 March 2025	01 January 2025
Short-term	8,073,871,289	158,696,021
Interest expenses payable	108,954,289	158,696,021
Fixed asset repair costs	2,000,000,000	
Tire cost	1,000,000,000	
Other accrued expenses	4,964,917,000	

16. OTHER PAYABLES

	31 March 2025	01 January 2025
16.1 Short-term	6,965,085,806	8,763,002,881
Company's union fees	122,358,000	93,653,162
Unemployment insurance	135,000	15,000
Dividends payable	900,000	900,000
Payable to the Company's union	582,977,865	565,949,221
Payable to other employees	438,819,000	413,789,000
Transport operation costs	3,624,217,228	3,500,408,945
Other payables	2,195,678,713	4,188,287,553
Related parties		
16.2 Long-term	28,548,274,261	28,548,274,261
Long-term deposits received	4,375,071,400	4,375,071,400
Receive capital for business cooperation	24,173,202,861	24,173,202,861

17. BORROWING AND FINANCE LEASE LIABILITIES

	01 January 2025		31 March 2025	
	Beginning balance	Increase	Decrease	Ending balance
Short-term borrowings	-	24,464,715,931	9,965,176,875	14,499,539,056
- Joint Stock Commercial Bank for Investment and Development of Vietnam - Southern Sai Gon Branch	-	24,464,715,931	9,965,176,875	14,499,539,056
Current portion of long-term liabilities	11,831,677,643	1,509,990,000	4,405,848,822	8,935,818,821
- Vietnam Bank for Agriculture and Rural Development - Ho Chi Minh City East Branch	2,559,960,000	639,990,000	639,990,000	2,559,960,000
- HSBC Bank (Vietnam) Ltd.	5,791,717,643	-	2,895,858,822	2,895,858,821
- Joint Stock Commercial Bank For Foreign Trade Of Vietnam - Ho Chi Minh Branch	1,800,000,000	450,000,000	450,000,000	1,800,000,000
- Joint Stock Commercial Bank for Investment and Development of Vietnam - Southern Sai Gon Branch	1,680,000,000	420,000,000	420,000,000	1,680,000,000
Long-term borrowings	18,265,440,000	-	1,509,990,000	16,755,450,000
- Vietnam Bank for Agriculture and Rural Development - Ho Chi Minh City East Branch	5,975,440,000	-	639,990,000	5,335,450,000
- Joint Stock Commercial Bank For Foreign Trade Of Vietnam - Ho Chi Minh Branch	5,850,000,000	-	450,000,000	5,400,000,000
- Joint Stock Commercial Bank for Investment and Development of Vietnam - Southern Sai Gon Branch	6,440,000,000	-	420,000,000	6,020,000,000

V - ADDITIONAL INFORMATION FOR ITEMS PRESENTED IN THE BALANCE SHEET

18. OWNER'S EQUITY

a/ Details of owner's investment capital

	Ownership	31 March 2025	01 January 2025
- Contributed capital of the parent company	52.73%	37,967,550,000	37,967,550,000
- Contributed capital of other entities	47.27%	34,032,450,000	34,032,450,000
Total	100.00%	72,000,000,000	72,000,000,000

b/ Capital transactions with owners and distribution of dividends, profit sharing

	31 March 2025	01 January 2025
- Owner's equity		
+ Capital contributed at the beginning of the period	72,000,000,000	72,000,000,000
+ Increase in period		
+ Decrease in period		
+ Capital contributed at the end of the period	72,000,000,000	72,000,000,000
- Dividends and distributed profits		

c/ Share capital

	31 March 2025	01 January 2025
- Number of shares registered to issue	7,200,000	7,200,000
- Number of shares sold to public	7,200,000	7,200,000
+ Ordinary shares	7,200,000	7,200,000
+ Preference shares		
- Number of shares repurchased		
+ Ordinary shares		
+ Preference shares		
- Number of shares in circulation	7,200,000	7,200,000
+ Ordinary shares	7,200,000	7,200,000
+ Preference shares		

* Par value of share in circulation: VND 10,000/share

d/ Dividends

- Dividends declared after the end of the annual accounting period
 - + Dividends declared on common shares
 - + Dividends declared on preferred shares
- Cumulative preferred stock dividends have not been recorded

e/ Equity funds	34,332,687,972	34,332,687,972
- Investment and development fund	34,332,687,972	34,332,687,972

VI - ADDITIONAL INFORMATION FOR ITEMS PRESENTED IN THE INCOME STATEMENT

I. REVENUE FROM SALES OF GOODS

	Acct. period ended at 31 March 2025	Previous year
Revenue		
- Revenue from sales of goods	98,061,496,582	102,046,472,667
- Revenue from providing transportation services	78,812,336,745	74,536,560,079
- Office rental revenue	2,349,239,197	2,043,693,993
- Other revenue	5,249,060	105,773,400
Total	179,228,321,584	178,732,500,139
Revenue from sales of goods to related parties	368,945,556	653,818,483
<i>Petrolimex Aviation Fuel Joint Stock Company</i>	-	279,235,782
<i>Petrolimex Da Nang Transportation and Service JSC</i>	368,945,556	374,582,701
<i>Petrolimex Tay Ninh Co., Ltd</i>	78,345,630,745	71,685,791,079
<i>Petrolimex Lam Dong Co., Ltd</i>	9,975,414,159	6,823,508,994
<i>Binh Phuoc Branch - Petrolimex Song Be Co., Ltd</i>	8,526,514,000	11,325,426,000
<i>Dak Nong Branch - Petrolimex Dak Lak</i>	4,728,623,000	4,164,333,200
<i>Petrolimex Sai Gon</i>	4,446,312,400	4,638,537,500
<i>Petrolimex Ba Ria/Vung Tau Co., Ltd</i>	47,300,000	29,480,000
<i>Petrolimex Song Be Co., Ltd</i>	3,063,171,000	2,589,492,000
<i>Petrolimex Dong Nai Co., Ltd</i>	4,777,967,000	4,185,202,000
<i>Petrolimex Long An Co., Ltd</i>	7,873,688,186	5,237,888,315
<i>Petrolimex Aviation Fuel Joint Stock Company</i>	7,620,746,000	7,612,570,000
<i>Sai Gon Branch - Petrolimex Sai Gon</i>	9,944,265,000	11,104,170,000
<i>Petrolimex Quang Binh Co., Ltd</i>	14,957,621,000	13,975,183,070
<i>Binh Thuan Petroleum One Member Limited Liability Company</i>	5,760,000	-
	2,378,249,000	-

2. COST OF SALE

	Acct. period ended at 31 March 2025	Previous year
Cost of sale		
- Cost of goods sold	91,367,812,642	94,747,155,468
- Cost of providing transportation services	67,894,645,624	64,682,619,542
- Cost of office rental	825,130,047	828,479,099
Total	160,087,588,313	160,258,254,109

3. FINANCIAL INCOME

	Acct. period ended at 31 March 2025	Previous year
- Interest income	3,250,904	4,494,056
Total	3,250,904	4,494,056

4. Financial expenses

	Acct. period ended at 31 March 2025	Previous year
- Interest expense	680,426,303	669,667,629
Total	680,426,303	669,667,629

5. SELLING AND GENERAL AND ADMINISTRATION EXPENSES

	Acct. period ended at 31 March 2025	Previous year
Selling expense	7,332,035,650	6,692,930,420
- Staff costs	4,345,362,155	2,777,228,509
- Depreciation and amortisation expenses	13,911,709	18,260,096
- Other selling expenses	2,972,761,786	3,897,441,815

VI - ADDITIONAL INFORMATION FOR ITEMS PRESENTED IN THE INCOME STATEMENT

General and administration expense	7,902,435,446	8,467,031,460
- Administration staff cost	3,703,039,386	2,995,260,218
- Other general and administration expenses	4,199,396,060	5,471,771,242
Total	15,234,471,096	15,159,961,880

6. OTHER INCOME

Acct. period ended at 31 March 2025	Previous year
--	---------------

7. OTHER EXPENSES

Acct. period ended at 31 March 2025	Previous year
- Other expenses	-
Total	-

8. TAX PAYABLE AND NET INCOME

Acct. period ended at 31 March 2025	Previous year
- Accounting profit before tax	2,649,110,577
- Corporate income tax	529,822,115
- Net income	2,119,288,462

9. SIGNIFICANT TRANSACTIONS WITH RELATED PARTIES


	Acct. period ended at 31 March 2025	Previous year
Buy goods and services		
Nha Be Oil Terminal	368,703,703	349,148,149
Petrolimex Sai Gon	26,697,210	67,746,000
Petrolimex Ba Ria/Vung Tau Co., Ltd	1,187,315,690	1,543,779,940
Petrolimex Long An Co., Ltd	285,556,015	3,067,654,903
Petrolimex Song Be Co. Ltd	49,051,370,303	51,863,999,124
Sai Gon Petrolimex Insurance Corporation	-	18,542,200
Petrolimex Dong Nai Co., Ltd	7,924,177,504	10,603,275,656
Petrolimex Aviation Fuel Joint Stock Company	10,671,000	91,487,600
Petrolimex Da Nang Transportation and Service JSC	1,368,512,648	1,352,448,036
Lam Dong Petrolimex Insurance Corporation	-	264,900,000
Petrolimex Lam Dong Co., Ltd	90,060,000	-
Dak Nong Branch - Petrolimex Dak Lak	1,657,819	-
Binh Phuoc Branch - Petrolimex Song Be Co. Ltd	1,918,451	-
Sai Gon Branch - Petrolimex Sai Gon	31,118,833,748	30,264,946,455
Total	91,435,474,091	99,487,928,063

VII - ADDITIONAL INFORMATION FOR ITEMS PRESENTED IN THE CASH FLOW STATEMENT

	Acct. period ended at 31 March 2025	Previous year
1. Non-cash transactions affect the future Statement of Cash Flows		
Buy assets by assuming related debts directly or through financial leasing operations		
Buying a business through issuing shares		
Convert debt into equity		
Others		
2. Funds held by the enterprise but not used		
3. Actual loan amount collected during the year		
Proceeds from borrowing under normal contracts	24,464,715,931	10,060,908,735
Proceeds from issuing ordinary bonds		
Proceeds from issuance of convertible bonds		
Proceeds from issuance of preferred shares are classified as liabilities		
Proceeds from resale transactions of Treasury bonds and securities REPO		
Proceeds from other borrowing		
4. Amount actually paid back loan principal during the year		
Loan principal repayment according to normal contracts	(14,371,025,697)	(7,596,757,558)
Principal repayment of ordinary bonds		
Principal repayment of convertible bonds		
Preferred stock principal repayments are classified as liabilities		
Payment for repurchase transactions of Treasury bonds and securities REPO		
Loan repayment in other forms		



Vo Thi Kieu Duyen
Preparer



Duong Tuan Ngoc
Chief Accountant



Nguyen Xuan Thai
Director
HCMC, 20 April 2025

