

SEA & AIR FREIGHT INTERNATIONAL (SAFI)

SEPARATE FINANCIAL STATEMENTS
THE 1st QUARTER 2025

STOCK SYMBOL: SFI

SEPARATE STATEMENT OF INCOME

1st Quarter 2025

Code	ITEM	Note	1st QUARTER		ACCUMULATION	
			This year VND	Prior year VND	This year VND	Prior year VND
01	1. Revenue from sales of goods and rendering of services	16	239,044,303,734	229,521,556,608	239,044,303,734	229,521,556,608
02	2. Revenue deductions					
	- Trade discount					
	- Sales return					
	- Sales rebates					
10	3. Net revenue from sales of goods and rendering of services		239,044,303,734	229,521,556,608	239,044,303,734	229,521,556,608
11	4. Cost of goods sold	17	203,285,565,678	194,490,737,684	203,285,565,678	194,490,737,684
20	5. Gross profit from sales of goods and rendering of services		35,758,738,056	35,030,818,924	35,758,738,056	35,030,818,924
21	6. Financial income	18	8,857,207,420	5,769,133,570	8,857,207,420	5,769,133,570
22	7. Financial expense	19	7,152,813	57,580,748	7,152,813	57,580,748
23	In which: Interest expenses					
25	8. Selling expenses	20	19,369,083,189	16,549,581,495	19,369,083,189	16,549,581,495
26	9. General and administrative expense	21	4,307,619,301	6,464,941,712	4,307,619,301	6,464,941,712
30	10. Net profit from operating activities		20,932,090,173	17,727,848,539	20,932,090,173	17,727,848,539
31	11. Other income	22	138,888,888	496,941,991	138,888,888	496,941,991
32	12. Other expense		314,231,606	232,277	314,231,606	232,277
40	13. Other profit		(175,342,718)	496,709,714	(175,342,718)	496,709,714
50	14. Total net profit before tax		20,756,747,455	18,224,558,253	20,756,747,455	18,224,558,253
51	15. Current corporate income tax expenses	23	3,718,463,607	3,434,117,511	3,718,463,607	3,434,117,511
52	16. Deferred corporate income tax expenses		-	-	-	-
60	17. Profit after corporate income tax		17,038,283,848	14,790,440,742	17,038,283,848	14,790,440,742



Nguyen Thi Duyen Tham
Preparer



Dang Thi Thuy Hang
Chief Accountant



Nguyen Hoang Dung
Chairman

Ho Chi Minh City, Apr. 29th 2025

SEPARATE STATEMENT OF FINANCIAL POSITION

As at 31 March 2025

Code	ASSETS	Note	End of Quarter	Beginning of year
			VND	VND
100	A. SHORT-TERM ASSETS		576,505,888,243	597,576,672,368
110	I. Cash and cash equivalents	3	226,861,794,175	222,129,377,723
111	1. Cash		77,226,941,722	122,530,637,996
112	2. Cash equivalents		149,634,852,453	99,598,739,727
120	II. Đầu tư tài chính ngắn hạn	4	102,866,310,391	123,622,252,922
121	1. Trading securities		79,277,752,636	100,443,510,872
122	2. Provision for diminution in value of trading securities (*)		-	-
123	3. Held to maturity investments		23,588,557,755	23,178,742,050
130	III. Các khoản phải thu		169,228,795,024	178,206,386,915
131	1. Short-term trade receivables	5	125,218,056,204	139,740,743,758
132	2. Short-term prepayments to suppliers		-	2,625,000
133	3. Short-term intra-company receivables		-	-
134	4. Receivables according to the progress of construction contracts		-	-
135	5. Short-term loan receivables		-	-
136	6. Other short-term receivables	6	44,010,738,820	38,463,018,157
137	7. Provision for short-term doubtful debts (*)		-	-
139	8. Shortage of assets awaiting resolution		-	-
140	IV. Inventories	7	46,349,262,376	45,520,513,988
141	1. Inventories		46,349,262,376	45,520,513,988
149	2. Provision for devaluation of inventories (*)		-	-
150	V. Tài sản ngắn hạn khác		31,199,726,277	28,098,140,820
151	1. Short-term prepaid expenses	10	1,800,000,000	-
152	2. Deductible VAT		29,399,726,277	28,098,140,820
153	3. Taxes and other receivables from State budget		-	-
154	4. Purchase and resale of Government bonds		-	-
155	5. Other current assets		-	-
200	B. NON-CURRENT ASSETS		297,450,116,370	300,765,073,103
210	1. Long-term receivables		1,462,473,600	1,462,473,600
211	1. Long-term trade receivables		-	-
212	2. Long-term prepayments to suppliers		-	-
213	3. Working capital provided to sub-units		-	-

SEPARATE STATEMENT OF FINANCIAL POSITION

As at 31 March 2025

214	4. Long-term intra-company receivables		-	-
215	5. Long-term loan receivables		-	-
216	6. Other long-term receivables	6	1,462,473,600	1,462,473,600
219	7. Provision for long-term doubtful debts (*)		-	-
220	II. Fixed assets		46,391,377,467	49,404,492,971
221	1. Tangible fixed assets	8	44,120,133,027	47,128,327,697
222	- <i>Historical costs</i>		210,014,902,750	220,093,669,740
223	- <i>Accumulated depreciation</i>		(165,894,769,723)	(172,965,342,043)
224	2. Finance lease fixed assets		-	-
225	- <i>Historical costs</i>		-	-
226	- <i>Accumulated amortization</i>		-	-
227	3. Intangible fixed assets	9	2,271,244,440	2,276,165,274
228	- <i>Historical costs</i>		4,542,745,000	4,542,745,000
229	- <i>Accumulated amortization</i>		(2,271,500,560)	(2,266,579,726)
230	III. Investment properties		-	-
231	- <i>Historical costs</i>		-	-
232	- <i>Accumulated depreciation (*)</i>		-	-
240	IV. Long-term unfinished asset		-	-
241	1. Long-term work in process		-	-
242	2. Construction in progress		-	-
250	V. Long-term investments	4	246,944,721,848	246,944,721,848
251	1. Investment in subsidiaries		72,473,650,000	72,473,650,000
252	2. Investments in joint ventures and associates		173,359,124,000	173,359,124,000
253	3. Equity investments in other entities		2,087,000,000	2,087,000,000
254	4. Provision for devaluation of long-term investments		(975,052,152)	(975,052,152)
255	5. Held to maturity investments		-	-
260	VI. Other long-term assets		2,651,543,455	2,953,384,684
261	1. Long-term prepaid expenses	10	2,651,543,455	2,953,384,684
262	2. Deferred income tax assets		-	-
263	3. Long-term equipment, supplies and spare parts		-	-
268	4. Other long-term assets		-	-
270	TOTAL ASSETS		873,956,004,613	898,341,745,471

SEPARATE STATEMENT OF FINANCIAL POSITION

As at 31 March 2025

Code	CAPITAL	Note	End of Quarter VND	Beginning of year VND
300	C. LIABILITIES		144,783,900,269	160,699,341,045
310	I. Current liabilities		144,692,740,269	160,608,181,045
311	1. Short-term trade payables	11	124,991,223,752	139,682,576,992
312	2. Short-term prepayments from customers		-	-
313	3. Taxes and other payables to State budget	12	4,026,825,732	6,032,156,621
314	4. Payables to employees		1,099,842,817	2,867,853,800
315	5. Short-term accrued expenses		-	-
316	6. Short-term intra-company payables		-	-
317	7. Payables according to the progress of construction contracts		-	-
318	8. Short-term unearned revenue		-	-
319	9. Other short-term payments	13	2,722,841,841	2,349,554,329
320	10. Short-term borrowings and finance lease liabilities		-	-
321	11. Provisions for short-term payables		-	-
322	12. Bonus and welfare fund		11,852,006,127	9,676,039,303
323	13. Price stabilization fund		-	-
324	14. Purchase and resale of Government bonds		-	-
330	II. Non-current liabilities		91,160,000	91,160,000
331	1. Long-term trade payables		-	-
332	2. Long-term prepayments from customers		-	-
333	3. Long-term accrued expenses		-	-
334	4. Intra-company payables on operating capital		-	-
335	5. Long-term intra-company payables		-	-
336	6. Long-term unearned revenue		-	-
337	7. Other long-term payables	13	91,160,000	91,160,000
338	8. Long-term borrowings and finance lease liabilities		-	-
339	9. Convertible bonds		-	-
340	10. Preference shares		-	-
341	11. Deferred income tax liabilities		-	-
342	12. Provisions for long-term payables		-	-
343	13. Science and technology development fund		-	-
400	D. OWNER'S EQUITY		729,172,104,344	737,642,404,426
410	I. Owner's equity	14	729,172,104,344	737,642,404,426
411	1. Contributed capital		248,870,460,000	248,870,460,000
411a	Ordinary shares with voting rights		248,870,460,000	248,870,460,000

SEPARATE STATEMENT OF FINANCIAL POSITION

As at 31 March 2025

411b	Preference shares		
412	2. Share Premium	-	-
413	3. Conversion options on convertible bonds	26,882,847,992	26,882,847,992
414	4. Other capital	-	-
415	5. Treasury shares	-	-
416	6. Differences upon asset revaluation	(17,300,120,000)	(17,300,120,000)
417	7. Exchange rate differences	-	-
418	8. Development investment funds	-	-
419	9. Enterprise reorganization assistance fund	110,518,739,557	102,680,239,789
420	10. Other reserves	-	-
421	11. Retained earnings	312,818,966,484	290,938,086,507
421a	Retained earnings accumulated till the end of the previous year	47,381,210,311	85,570,890,138
421b	Retained earnings of the current year	30,342,926,463	85,570,890,138
422	12. Capital expenditure fund	17,038,283,848	-
430	II. Non-business funds and other funds	-	-
431	1. Non-business funds	-	-
432	2. Funds that form fixed assets	-	-
440	TOTAL CAPITAL	873,956,004,613	898,341,745,471





Nguyen Thi Duyen Tham
Preparer

Dang Thi Thuy Hang
Chief Accountant

Nguyen Hoang Dung
Chairman

Ho Chi Minh City, Apr. 29th 2025




SEPARATE STATEMENT OF CASH FLOWS*For the accounting period from 01/01/2025 to 31/03/2025**(Indirect method)*


Code	ITEM	Note	ACCUMULATION	
			This year	Prior year
I.	CASH FLOWS FROM OPERATING ACTIVITIES			
01	1. Profit before tax		20,756,747,455	18,224,558,253
	2. Adjustments for			
02	- Depreciation and amortization of fixed assets and investment properties		2,698,883,898	3,877,423,045
03	- Provisions		-	-
04	- Exchange gains / losses from retranslation of monetary items denominated in foreign currency		(324,272,630)	(884,003,593)
05	- Gains / losses from investment		(4,512,996,734)	(810,637,647)
06	- Interest expense		-	-
07	- Other adjustments		-	-
08	3. Operating profit before changes in working capital		18,618,361,989	20,407,340,058
09	- Increase or decrease in receivables		3,785,386,174	(10,398,017,563)
10	- Increase or decrease in inventories		(828,748,388)	(1,708,894,545)
11	- Increase or decrease in payables (excluding interest payable/ corporate income tax payable)		(14,318,065,728)	3,061,939,341
12	- Increase or decrease in prepaid expenses		(1,498,158,771)	571,725,204
13	- Increase or decrease in trading securities		21,165,758,236	41,020,672,977
14	- Interest paid		-	-
15	- Corporate income tax paid		(5,562,133,965)	(3,500,000,000)
16	- Other receipts from operating activities		-	-
17	- Other payments on operating activities		697,282,290	(7,215,256,045)
20	Net cash flows from operating activities		22,059,681,837	42,239,509,427
II.	CASH FLOWS FROM INVESTING ACTIVITIES			
21	1. Purchase or construction of fixed assets and other long-term assets		-	-
22	2. Proceeds from disposals of fixed assets and other long-term assets		138,888,888	345,454,545
23	3. Loans and purchase of debt instruments from other entities		(409,815,705)	(30,686,013,880)
24	4. Collection of loans and resale of debt instrument of other entities		-	-
25	5. Equity investments in other entities		-	-
26	6. Proceeds from equity investment in other entities		-	-
27	7. Interest and dividend received		5,770,859,602	1,690,978,611
30	Net cash flows from investing activities		5,499,932,785	(28,649,580,724)




SEPARATE STATEMENT OF CASH FLOWS*For the accounting period from 01/01/2025 to 31/03/2025**(Indirect method)***III. CASH FLOWS FROM FINANCING ACTIVITIES**

31	1. Proceeds from issuance of shares and receipt of contributed capital	-	-
32	1. Repayment of contributions capital and repurchase of stock issued	-	-
33	2. Proceeds from borrowings	-	-
34	3. Repayment of principal	-	-
35	3. Repayment of financial principal	-	-
36	4. Dividends or profits paid to owners	-	-
		(23,151,470,800)	-
40	<i>Net cash flows from financing activities</i>	(23,151,470,800)	-
50	Net cash flows in the year	4,408,143,822	13,589,928,703
60	Cash and cash equivalents at beginning of the year	222,129,377,723	201,462,273,201
61	Effect of exchange rate fluctuations	324,272,630	884,003,593
70	Cash and cash equivalents at end of the year	226,861,794,175	215,936,205,497


Nguyen Thi Duyen Tham
 Preparer


Dang Thi Thuy Hang
 Chief Accountant


Nguyen Hoang Dung
 Chairman


Ho Chi Minh City, Apr. 29th 2025

NOTES TO SEPARATE FINANCIAL STATEMENTS

1st Quarter 2025

1 . GENERAL INFORMATION OF THE COMPANY**Form of ownership**

Sea & Air Freight International (SAFI) was transformed from a state-owned enterprise to a joint stock company in accordance with Decision No.1247/1998/QĐ - BGTVT dated May 25, 1998 by the Ministry of Transport and operated under Business Registration Certificate of joint stock company No. 0301471330 issued by Department of Planning and Investment of Ho Chi Minh City for the first time on August 31, 1998, 39th re-registered on June 24, 2024.

The Company's head office is located at: No. 209, Nguyen Van Thu Street, Da Kao Ward, District 1, Ho Chi Minh City.

The registered charter capital of the Company is VND 248,870,460,000; the actual charter capital contributed to December 31, 2024 is VND 248,870,460,000; Equivalent to 24,887,046 shares with the price of VND 10,000 per share.

Business field

The company operates in the field of transport services business and transport agents.

Business activities

Main business activities of the Company include:

- Support services related to transportation. Details: Transport agency. Authorized agency for container management and freight forwarding. Exploiting, collecting goods and domestic transportation. Shipping agent. Delivery of imported and exported goods. Marine services and supply ships. Plane ticket agency;
- Agency, broker, auction. Detail: Ship broker;
- Warehousing and storage of goods. Detail: warehouse business;
- Goods transport by land. Details: Transit goods to Laos, Cambodia and contrary (only when fully transit goods procedures).
- Multimodal international transport.

Normal business production cycle: 12 months

The Company's operation in the year that affects the Separate Financial Statements

- Nothing

Corporate structure**The Company's member entities are as follows:**

- Branch of Sea & Air Freight International (SAFI) in Quang Ninh
- Branch of Sea & Air Freight International (SAFI) in Hai Phong
- Branch of Sea & Air Freight International (SAFI) in Ha Noi
- Branch of Sea & Air Freight International (SAFI) in Da Nang
- Branch of Sea & Air Freight International (SAFI) in Quy Nhon

Address

- No. 10, Le Thanh Tong Street, Ha Long City, Quang Ninh Province, Vietnam
- Commercial Building, No. 22, Ly Tu Trong Street, Hong Bang District, Hai Phong City, Vietnam
- Van Ho Trading Center, No. 51, Le Dai Hanh Street, Hai Ba Trung District, Hanoi City, Vietnam
- Lot 39, Road 02, Da Nang Industrial Park, Son Tra District, Da Nang City, Vietnam
- No. 52-53, Le Duc Tho Street, Quy Nhon City, Binh Dinh Province, Vietnam

- Branch of Sea & Air Freight International (SAFI) in
Vung Tau

30B Xo Viet Nghe Tinh, Thang Tam Ward, Vung Tau City, Ba Ria
Vung Tau Province, Vietnam

Information of subsidiaries, Associates and Joint ventures of the Company is provided in Note No 4.

2 . ACCOUNTING SYSTEM AND ACCOUNTING POLICY

2.1 . Accounting period and accounting currency

Annual accounting period commences from 01 January and ends as at 31 December.

The Company maintains its accounting records in VND.

2.2 . Standards and Applicable Accounting Policies

Applicable Accounting Policies

The Company applies Corporate Accounting System issued under the Circular No. 200/2014/TT-BTC dated 22 December 2014 by the Ministry of Finance and the Circular No. 53/2016/TT-BTC dated 21 March 2016 issued by Ministry of Finance amending and supplementing some articles of the Circular No. 200/2014/TT-BTC.

Declaration of compliance with Accounting Standards and Accounting System

The Company applies Vietnamese Accounting Standards and supplementary documents issued by the State. Financial Statements are prepared and presented in accordance with regulations of each standard and supplementary document as well as with current Accounting Standards and Accounting System.

2.3 . Basis for preparation of Separate Financial Statements

Separate Financial Statements are presented based on historical cost principle.

Separate Financial Statements of the Company are prepared based on summarization of transactions incurred, then recorded into accounting books of dependent accounting entities and at the offices of the Company.

The Users of this Separate Financial Statements should study the separate financial statements combined with the consolidated financial statements of the Company and its subsidiaries ("the Group") for the fiscal year ended as at 31 December 2024 and the corresponding period of the previous year in order to gain enough information regarding the financial position, results of operations and cash flows of the Group.

2.4 . Accounting estimates

The preparation of Separate Financial Statements complies with Vietnamese Accounting Standards, the Vietnamese Enterprise Accounting Regime and legal regulations related to the preparation and presentation of separate financial statements required by the Board of Directors. Directors must make estimates and assumptions that affect the amounts of liabilities and assets and the presentation of contingent liabilities and assets at the end of the financial year as well as the amounts of revenue and expenses throughout the fiscal year.

Financial assets

- Provision for bad debts;
- Provision for devaluation of inventory;
- Estimated useful life of fixed assets;

- Classification and provision of financial investments;
- Estimated corporate income tax.;
- Time to allocate prepaid expenses.

Estimates and assumptions are regularly evaluated based on past experience and other factors, including future assumptions that have a material impact on the Company's financial statements and are approved by the Board of Directors assessment is reasonable.

2.5 . Financial Instruments

Initial recognition

Financial assets

Financial assets of the Company include cash, cash equivalents, trade receivables, other receivables, lending loans, long-term and short-term investments. At initial recognition, financial assets are identified by purchasing price/issuing cost plus other expenses directly related to the purchase and issuance of those assets.

Financial liabilities

Financial liabilities of the Company include borrowings, trade payables, other payables and accrued expenses. At initial recognition, financial liabilities are determined by issuing price plus other expenses directly related to the issuance of those liabilities.

Subsequent measurement after initial recognition

Financial assets and financial liabilities have not been evaluated at fair value at the end of the fiscal year due to Circular No. 210/2009/TT-BTC and current regulations requiring presentation of financial statements, and disclosures for financial instruments but does not provide equivalent guidance for measuring and recognizing the fair value of financial assets and financial liabilities.

2.6 . Foreign currency transactions

The foreign currency transactions during the year are translated into Vietnam Dong using the real exchange rate ruling at the transaction date.

Real exchange rate when revaluating monetary items denominated in foreign currencies at the reporting date of the Separate Financial Statements is determined on the following principles:

- For asset accounts, applying the bid rate of the commercial bank where the Company regularly conducts transaction;
- For foreign currency deposited in bank, applying the bid rate of the bank where the Company opens its foreign currency accounts;
- For liability accounts, applying the offer rate of the commercial bank where the Company regularly conducts transaction.

All exchange differences arising from foreign currency transactions in the year and from revaluation of remaining foreign currency monetary items at the end of the year are recorded immediately to operating results of the accounting year.

2.7 . Cash and cash equivalents

Cash comprises cash on hand, demand deposits.

Cash equivalents are short-term investments with the maturity of not over than 3 months from the date of investment, that are highly liquid and readily convertible into known amount of cash and that are subject to an insignificant risk of conversion into cash.

2.8 . Financial investments

Trading securities are initially recognized at original cost which includes purchase prices plus any directly attributable transaction costs such as brokerage, transaction fee, cost of information provision, taxes, bank's fees and charges. After initial recognition, trading securities are measured at original cost less provision for diminution in value of trading securities. Upon the liquidation or transfer, cost of trading securities is determined using weighted average method.

Investments held to maturity comprise term deposits held to maturity to earn profits periodically.

Investments in subsidiaries, joint ventures or associates are initially recognized at original cost. After initial recognition, the value of these investments is measured at original cost less provision for devaluation of investments.

Equity Investments in other entities comprise investments in equity instruments of other entities without having control, joint control, or significant influence on the investee. These investments are initially stated at original cost. After initial recognition, these investments are measured at original cost less provision for devaluation of investments.

Provision for devaluation of investments is made at the end of the year as followings:

- With regard to investments in trading securities: the provision shall be made on the basis of the excess of original cost of the investments recorded in the accounting book over their market value at the provision date;
- With regard to investments in subsidiaries, joint ventures or associates: the provision for loss investments shall be made based on the Financial Statements of subsidiaries, joint ventures or associates at the provision date;
- With regard to long-term investments (other than trading securities) without significant influence on the investee: If the investment is made in listed shares or the fair value of the investment is determined reliably, the provisions shall be made on the basis of the market value of the shares; if the fair value of the investment is not determined at the reporting date, the provision shall be made based on the Financial Statements at the provision date of the investee;
- With regard to investments held to maturity: the provision for doubtful debts shall be made based on the recovery capacity in accordance with statutory regulations.

2.9 . Receivables

The receivables shall be recorded in details in terms of due date, entities receivable, types of currency and other factors according to requirements for management of the Company. Receivables are classified as short-term and long-term in the Separate Financial Statements based on the remaining maturities of the receivables at the reporting date.

The provision for doubtful debts is made for receivables that are overdue under an economic contract, a loan agreement, a contractual commitment or a promissory note and for receivables that are not due but difficult to be recovered. In particular, the provision for overdue receivables is based on the principal repayment time according to the original sales contract, not taking into account debt rescheduling between the parties and undue receivables. payment but the debtor has fallen into bankruptcy or is undergoing dissolution procedures, is missing, absconded or is expected to suffer losses.

2.10 . Inventories

Inventories are initially recognized at original cost including purchase price, processing cost and other costs incurred in bringing the inventories to their location and condition at the time of initial recognition. After initial recognition, at the reporting date, inventories are stated at the lower of cost and net realizable value.

Net realizable value is estimated based on the selling price of the inventory less the estimated costs to complete the product and the estimated costs to sell the product.

The cost of inventory is calculated using weighted average method.

Inventory is recorded by perpetual method.

Method of determining the value of unfinished products at the end of the year: Costs of unfinished production and business activities are gathered according to actual costs incurred for each type of unfinished service.

Provision for devaluation of inventories made at the end of the period is based on the excess of original cost of inventory over their net realizable value.

2.11 . Fixed assets

Fixed assets (tangible and intangible) are initially stated at the historical cost. During the using time, fixed assets (tangible and intangible) are recorded at cost, accumulated depreciation and carrying amount.

Value after initial recognition

If these costs increase the future economic benefits expected to be obtained from the use of tangible fixed assets beyond the standard operating level as initially assessed, these costs are capitalized as an additional cost of tangible fixed assets.

Other costs incurred after the fixed assets have been put into operation, such as repair, maintenance and overhaul costs, are recorded in the separate income statement in the year in which the costs are incurred.

Fixed assets are depreciated using the straight-line method over their estimated useful lives as follows:

- Buildings, structures	05 - 30 years
- Machine, equipment	05 - 10 years
- Vehicles, Transportation equipment	06 - 10 years
- Office equipment and furniture	03 - 05 years
- Land use rights	Indefinite term
- Management software	03 - 05 years

2.12 . Construction in progress

Construction in progress includes fixed assets which is being purchased and constructed as at the balance sheet date and is recognised in historical cost. This includes costs of construction, installation of equipment and other direct costs.

2.13 . Operating lease

Operating leases is fixed asset leasing in which a significant portion of the risks and rewards of ownership are retained by the lessor. Payments made under operating leases are charged to income statement on a straight-line basis over the period of the lease.

2.14 . Prepaid expenses

The expenses incurred but related to operating results of several accounting periods are recorded as prepaid expenses and are allocated to the operating results in the following accounting periods.

The calculation and allocation of long-term prepaid expenses to operating expenses in each accounting period should be based on the nature of those expenses to select a reasonable allocation method and criteria.

Prepaid expenses of the Company include:

- Prepaid land costs include prepaid land rent, including those related to leased land for which the Company has received the land use right certificate but is not eligible to recognize intangible fixed assets under Circular No. Circular No. 45/2013/TT-BTC issued by the Ministry of Finance on April 25, 2013 guiding the regime of management, use and depreciation of fixed assets and other incurred expenses related to the maintenance of guarantee the use of leased land. These costs are recognized in the income statement on a straight-line basis over the term of the lease.

- Tools and supplies include assets held by the Company for use in the ordinary course of business, with cost of each asset less than VND 30 million and therefore ineligible for recording as fixed assets according to current regulations. The historical cost of tools and equipment is amortized on a straight-line basis from 3 months to 36 months;

- Other prepaid expenses are stated at cost and amortized on a straight-line basis over their useful lives from 12 months to 36 months.

2.15 . Payables

The payables shall be recorded in details in terms of due date, entities payable, types of currency and other factors according to the requirements for management of the Company. The payables is classified as short-term and long-term in the separate financial statements based on the remaining maturities of the payables at the reporting date.

2.16 . Borrowings

Borrowings shall be recorded in details in terms of lending entities, loan agreement and terms of borrowings. In case of borrowings denominated in foreign currency, they shall be recorded in details in terms of types of currency.

2.17 . Borrowing costs

Borrowing costs are recognized into operating costs during the year, except for which directly attributable to construction or production of unfinished asset included (capitalized) in the cost of that asset, when gather sufficient conditions as regulated in VAS No. 16 "Borrowing costs". Beside, regarding loans serving the construction of fixed assets, investment properties, and the interests shall be capitalized even if the construction duration is under 12 months.

2.18 . Owner's equity

Owner's equity is stated at actually contributed capital of owners.

Share premium is recorded at the difference between the par value with costs directly attributable to the issuance of shares and issue price of shares (including the case of re-issuing treasury shares) and can be a positive premium (if the issue price is higher than par value and costs directly attributable to the issuance of shares) or negative premium (if the issue price is lower than par value and costs directly attributable to the issuance of shares).

Treasury shares are shares acquired by the Company before the effective date of the Securities Law 2019 (January 1, 2021) but have not been canceled and will be reissued within the period prescribed by Securities law. Treasury shares purchased after January 1, 2021 will be canceled and adjusted to reduce equity.

Retained earnings are used to present the Company's operating results (profit, loss) after corporate income tax and profit appropriation or loss handling of the Company.

Dividends to be paid to shareholders are recognised as a payable in Statement of Financial position after the announcement of dividend payment from the Board of Management and announcement of cut-off date for dividend payment of Vietnam Securities Depository Center.

2.19 . Revenues

Revenue is recognized when the Company is capable of receiving economic benefits that can be reliably determined. Revenue is determined according to the fair value of the amounts received or to be received after deducting trade discounts, sales discounts, and returned goods. The following specific recognition conditions must also be met when recognizing revenue:

Revenue from sales of goods

- The majority of the risks and rewards incidental to ownership of the product or goods have been transferred to the buyer;
- The Company no longer holds the right to manage the goods as the owner of the goods or the right to control the goods.

Revenue from rendering of services

- Determine the work completed on the balance sheet date.

Financial income

Revenue arising from the used by the others of entity assets yielding interest, royalties and dividends shall be recognised when:

- It is probable that the economic benefits associated with the transaction will flow to the entity;
- The amount of the revenue can be measured reliably.

Dividend income shall be recognised when the Company's right to receive dividend is established.

2.20 . Cost of goods sold and services provided

Cost of goods sold and services provided is the total cost incurred for finished products, goods, supplies sold and services provided to customers during the year, recorded in accordance with revenue generated during the year and ensure compliance with the principle of caution. Cases of loss of materials and goods exceeding the norm, costs exceeding the normal norm, inventory loss after deducting the responsibility of related collectives and individuals, etc. are fully recorded sufficiently and promptly into the cost of goods sold during the year.

2.21 . Financial expenses

Items recorded into financial expenses comprise:

- Expenses or losses relating to financial investment activities;
- Borrowing costs;
- Provision for diminution in value of trading securities price; provision for losses from investment in other entities, losses from sale of foreign currency, exchange loss, etc.

The above items are recorded by the total amount arising in the year without offsetting against financial income

2.22 . Corporate income tax

a) Current corporate income tax expenses

Current corporate income tax expenses are determined based on taxable income during the year and current corporate income tax rate.

b) Current corporate income tax rate

The Company applies the corporate income tax rate of 20% for the operating activities which has taxable income for the this accounting period.

2.23 . Related Parties

The parties are regarded as related parties if that party has the ability to control or significantly influence the other party in making decisions about the financial policies and activities. The Company's related parties include:

- Companies, directly or indirectly through one or more intermediaries, having control over the Company or being under the control of the Company, or being under common control with the Company, including the Company's parent, subsidiaries and associates;
- Individuals, directly or indirectly, holding voting power of the Company that have a significant influence on the Company, key management personnel including directors and employees of the Company, the close family members of these individuals;
- Enterprises that the above-mentioned individuals directly or indirectly hold an important part of the voting power or have significant influence on these enterprises.

In considering the relationship of related parties to serve for the preparation and presentation of Separate Financial Statements, the Company should consider the nature of the relationship rather than the legal form of the relationship.

2.24 . Segment information

A segment is a distinguishable component of the Company that is engaged in providing an individual or group of related products or services (business segment), or providing products or services within a particular economic environment (geographical segment). Each segment is subject to risks and returns that are different from other components.

Segment information should be prepared in conformity with the accounting policies adopted for preparing and presenting the financial statements of the Company in order to help users of financial statements better understand and make more informed judgements about the Company as a whole.

3 . CASH AND CASH EQUIVALENTS

	31/03/2025	VND	01/01/2025	VND
Cash on hand	1,218,540,676		319,063,101	
Demand deposits	76,008,401,046		122,211,574,895	
Cash equivalents	149,634,852,453		99,598,739,727	
Total	226,861,794,175		222,129,377,723	

4 . FINANCIAL INVESTMENTS

a. Trading securities

	31/03/2025 VND			01/01/2025 VND		
	Original cost	Fair value	Provision	Original cost	Fair value	Provision
Investment in stock						
Investment in bond	79,277,752,636	79,277,752,636	-	100,443,510,872	100,443,510,872	-
Othe	79,277,752,636	79,277,752,636	-	100,443,510,872	100,443,510,872	-

b. Held to maturity investments

	31/03/2025 VND		01/01/2025 VND	
	Original cost	Book value	Original cost	Book value
Short term				
Held to maturity investments	23,588,557,755	23,588,557,755	23,178,742,050	23,178,742,050
	23,588,557,755	23,588,557,755	23,178,742,050	23,178,742,050

c. Investments in other entities

	31/03/2025 VND			01/01/2025 VND		
	Original cost	Fair value	Provision	Original cost	Fair value	Provision
Investments in subsidiaries	72,473,650,000	-	-	72,473,650,000		
Cosfi Transport Agent Co., Ltd ⁽¹⁾	12,473,650,000			12,473,650,000		
Safi Infrastructure Investment Co., Ltd ⁽²⁾	60,000,000,000			60,000,000,000		
Investments in joint ventures	173,359,124,000	-	(975,052,152)	173,359,124,000	-	(975,052,152)
SITC Vietnam Company Limited ⁽³⁾	3,628,344,000		-	3,628,344,000		-
Dong Hong Logistics Da Nang Co., Ltd ⁽⁵⁾	980,000,000			980,000,000		
Minh Toan - Safi Company Limited ⁽⁶⁾	164,400,000,000			164,400,000,000		
Yusen Logistics International (Vietnam) Company Limited ⁽⁴⁾	4,350,780,000		(975,052,152)	4,350,780,000		(975,052,152)
Investments in other entities	2,087,000,000	1,635,000,000		2,087,000,000	1,530,000,000	-
Stocks of Vinalines Logistic - Vietnam, JSC (VLG)	1,500,000,000	1,635,000,000		1,500,000,000	1,530,000,000	
New SITC Container Lines Vietnam Co., Ltd ⁽⁷⁾	467,000,000		-	467,000,000		-
SITC Bondex Vietnam Logistics Co., Ltd ⁽⁸⁾	120,000,000		-	120,000,000		
	<u>247,919,774,000</u>	<u>1,635,000,000</u>	<u>(975,052,152)</u>	<u>247,919,774,000</u>	<u>1,530,000,000</u>	<u>(975,052,152)</u>

Detail information on the Company's subsidiaries as follows:

Name of subsidiaries	Place of establishment and operation	Rate of interest	Rate of voting rights	Principle activities
Cosfi Transport Agent Co., Ltd ^(**)	Tp HCM	100%	100%	Forwarding and shipping agents
Safi Infrastructure Investment Co., Ltd ^(***)	Tp HCM	100%	100%	Real estate business, office for rent

(**) According to the Business Registration Certificate No. 0312441747, the charter capital of Cosfi Transport Agent Co., Ltd is VND 2,270,000,000, which is wholly contributed by Sea & Air Freight International (SAFI). The actual contributed capital of the Company as of this point has been VND 2,270,000,000.

(***) According to the Business Registration Certificate No. 0312971945, the charter capital of SAFI Infrastructure Investment Company Limited is VND 60 billion, which is wholly contributed by Sea & Air Freight International (SAFI). The actual contributed capital of the Company as of this point has been VND 60 billion.

Investments in joint ventures, associates

Name of associates	Place of establishment and operation	Rate of interest	Rate of voting rights	Principle activities
Yusen Logistics International (Vietnam) Company Limited (4)	Tp HCM	45%	45%	International forwarding service and transport business
SITC Vietnam Co., Ltd ⁽³⁾	Hải Phòng	51%	50%	Forwarding and shipping agents
Dong Hong Logistics Da Nang Company Limited ⁽⁵⁾	Đà Nẵng	49%	49%	Forwarding and shipping agents
Minh Toan - Safi Company	Đà Nẵng	50%	50%	Lodging

(3) SITC Vietnam Company Limited (SITC Vietnam) has expired its joint venture in 2019 and has completed procedures to extend the joint venture until the end of 2029. However, after extending the joint venture, the Company no longer controls the business activities of SITC Vietnam, so the Company records the investment in SITC Vietnam as an investment in an affiliated company.

(4) Under a joint venture contract between Sea & Air Freight International (SAFI), Investment Consultancy and Technology Transfer Co., Ltd and Yusen Air & Sea Service Co., Ltd, charter capital of Yusen Logistics International (Vietnam) Co., Ltd (formerly known as Yusen International Transportation and Logistics (Vietnam) Co., Ltd) is USD 600,000, in which the capital contribution of the parties is as follows: Sea & Air Freight International (SAFI) contributes USD 270,000 accounting for 45% of charter capital; Investment Consultancy and Technology Transfer Co., Ltd contributed USD 36,000 accounting for 6% of charter capital and Yusen Air & Sea Service Co., Ltd contributed USD 294,000, accounting for 49% of the charter capital.

Under the joint venture contract, Yusen Logistics International (Vietnam) Co., Ltd has expired its business operation on September 5, 2014. Up to the present time, Yusen Logistics International (Vietnam) Co., Ltd is carrying out procedures for dissolution. The liquidation of the investment will be made upon completion of the dissolution procedure, so the recording of the original cost of the investment and the costs related to the liquidation as well as distributed assets (if any) will be recorded at that time.

(5) On February 18, 2022, the Company contributed capital to Dong Hong Logistics Da Nang Co., Ltd with the amount of VND 980,000,000 according to the Resolution of the Board of Management No. 04/NQ-HĐQT-2021 dated 10/08/2021. As of December 31, 2023, the charter capital of Dong Hong Logistics Da Nang Co., Ltd is VND 2,000,000,000, of which the contributed capital of Sea & Air Freight International (SAFI) is VND 980,000,000, accounting for 49% of the charter capital and Mr. Liu Hong Chung of Chinese nationality contributed VND 1,020,000,000, accounting for 51% of the charter capital.

(6) On May 6, 2022, the Company contributed capital to Minh Toan - Safi Co., Ltd with the amount of VND 176,400,000,000 according to the Resolution of the Board of Directors No. 03/NQ-HĐQT- 2022 April 18, 2022. As at December 31, 2023, the charter capital of Minh Toan - Safi Co., Ltd is VND 352.8 billion, of which the Company's contributed capital is VND 176.4 billion, accounting for 50% of the charter capital; Minh Toan Trading and Service Co., Ltd contributed VND 176.4 billion, accounting for 50% of charter capital. On June 30, 2024, the charter capital of Minh Toan - Safi Co., Ltd is VND 328,800,000,000, of which the contributed capital of Sea & Air Freight International (SAFI) is VND 164.4 billion, accounting for 50% of the charter capital; Minh Toan Trading and Service Company Limited contributed VND 164.4 billion.

Investments in equity of other entities

Name of entities received capital	Place of establishment and operation	Rate of interest	Rate of voting rights	Principle activities
Stocks of Vinalines Logistic - Vietnam, JSC (VLG)	Hà Nội	150.000 cp	150.000 cp	Transport service
New SITC Container Lines Vietnam Company Limited ⁽⁷⁾	Hai Phong	20%	20%	Freight agency services
SITC Bondex Vietnam Logistics Company Limited ⁽⁸⁾	Hai Phong	1%	1%	Forwarding and shipping agents

(7), (8): According to the Board of Management' Resolution No. 08-2019/NQ-HĐQT dated September 16, 2019, the Company decided to contribute capital to establish companies including: New SITC Container Lines Vietnam Co., Ltd and SITC Bondex Vietnam Logistics Co., Ltd with the charter capital of VND 2,335,000,000 and VND 12,000,000,000 respectively. For New SITC Containers Vietnam Co., Ltd, although the interest rate is 20%, but the Company is not involved in the operation, this investment is classified as other long-term investments.

5 . SHORT-TERM TRADE RECEIVABLES

Trade receivables from customers detailed by type of service	31/03/2025 VND	01/01/2025 VND
Customers of air freight	39,729,587,197	48,282,061,221
Customers of sea freight	11,582,632,142	10,871,069,156
Customers of forwarding	64,752,814,916	70,423,318,288
Customers of	6,605,574,589	7,483,714,006
Others	2,547,447,360	2,680,581,087
Cộng	125,218,056,204	139,740,743,758

6 . OTHER RECEIVABLES

	31/03/2025 VND		01/01/2025 VND	
	Original cost	Provision	Original cost	Provision
	VND	VND	VND	VND
a) Short-term				
Receivables from interest of deposit, loan	-	-	1,082,520,150	-
Receivables from social insurance	54,264,866	-	108,997,344	-
Advances	30,156,282,271	-	24,966,701,554	-
Deposits	9,906,230,500	-	10,575,187,622	-
Others	3,893,961,183	-	1,729,611,487	-
	44,010,738,820	-	38,463,018,157	-

b) Long-term

Deposits	1,462,473,600	-	1,462,473,600	-
	<u>1,462,473,600</u>	<u>-</u>	<u>1,462,473,600</u>	<u>-</u>

7 . INVENTORIES

	31/03/2025	VND	01/01/2025	VND
	Original cost	Provision	Original cost	Provision
	VND	VND	VND	VND
Raw material	125,310,537	-	84,038,730	-
Tools, supplies	-	-	-	-
Work in process	6,408,826,159	-	5,221,223,728	-
Goods	39,815,125,680	-	40,215,251,530	-
	<u>46,349,262,376</u>	<u>-</u>	<u>45,520,513,988</u>	<u>-</u>

8 . TANGIBLE FIXED ASSETS

	Buildings, structures	Machinery, equipment	Transportation equipment	Management equipment	Total
	VND	VND	VND	VND	VND
Historical cost					
Beginning balance	52,511,173,037	6,260,768,079	158,716,376,558	2,605,352,066	220,093,669,740
- Purchase in the year	-	-	-	-	-
- Liquidation, disposal	-	-	(10,078,766,990)	-	(10,078,766,990)
Ending balance of the year	52,511,173,037	6,260,768,079	148,637,609,568	2,605,352,066	210,014,902,750
Accumulated depreciation					
Beginning balance	29,396,843,293	6,202,574,879	134,963,673,574	2,402,250,297	172,965,342,043
- Depreciation for the year	418,425,474	7,797,084	2,224,516,284	43,224,222	2,693,963,064
- Liquidation, disposal	-	-	(9,764,535,384)	-	(9,764,535,384)
Ending balance of the year	29,815,268,767	6,210,371,963	127,423,654,474	2,445,474,519	165,894,769,723
Net carrying amount					
Beginning balance	23,114,329,744	58,193,200	23,752,702,984	203,101,769	47,128,327,697
Ending balance	22,695,904,270	50,396,116	21,213,955,094	159,877,547	44,120,133,027

9 . INTANGIBLE FIXED ASSETS

	Land use rights ^(*)	Computer software	Total
	VND	VND	VND
Historical cost			
Beginning balance	2,245,000,000	2,297,745,000	4,542,745,000
Ending balance of the year	<u>2,245,000,000</u>	<u>2,297,745,000</u>	<u>4,542,745,000</u>
Accumulated depreciation			
Beginning balance	-	2,266,579,726	2,266,579,726
- Depreciation for the year	-	4,920,834	4,920,834
Ending balance of the year	-	<u>2,271,500,560</u>	<u>2,271,500,560</u>
Net carrying amount			
Beginning balance	2,245,000,000	31,165,274	2,276,165,274
Ending balance	<u>2,245,000,000</u>	<u>26,244,440</u>	<u>2,271,244,440</u>

10 . PREPAID EXPENSES

	31/03/2025 VND	01/01/2025 VND
a) Short-term	<u>1,800,000,000</u>	-
Car rental costs	1,800,000,000	-
b) Long-term	<u>2,651,543,455</u>	<u>2,953,384,684</u>
Land rent at Da Nang Branch	2,424,740,346	2,457,955,968
Dispatched tools and supplies	-	-
Major repairing cost for the property	226,803,109	399,428,716
Office rental cost in Hanoi branch	-	96,000,000
Cộng	<u>4,451,543,455</u>	<u>2,953,384,684</u>

11 . SHORT-TERM TRADE PAYABLES

	31/03/2025 VND	01/01/2025 VND
	Outstanding balance	Outstanding balance
	VND	VND
Payables to air service companies	76,630,885,759	87,332,005,478
Payables to sea service companies	6,440,514,265	6,201,446,620
Payables to logistic service companies	34,043,844,603	38,853,342,082
Payables for ship agency service	319,647,378	386,708,728
Payables for goods	3,106,192,949	3,106,192,949

Others	4,450,138,798	4,450,138,798	3,802,881,135	3,802,881,135
	<u>124,991,223,752</u>	<u>124,991,223,752</u>	<u>139,682,576,992</u>	<u>139,682,576,992</u>

12 . TAX AND OTHER PAYABLES TO THE STATE BUDGET

	Payable at the opening year	Payable arise in the year	Amount paid in the year	Payable at the closing year
	VND	VND	VND	VND
Value added tax	82,432,183	317,356,270	303,262,203	96,526,250
Corporate income tax	5,401,155,690	3,780,798,459	5,562,133,965	3,619,820,184
Personal income tax	548,568,748	1,684,551,691	1,922,641,141	310,479,298
Land tax and land rental	-	859,500	859,500	-
Fees and other obligations	-	163,056,099	163,056,099	-
	<u>6,032,156,621</u>	<u>5,946,622,019</u>	<u>7,951,952,908</u>	<u>4,026,825,732</u>

13 . OTHER PAYABLES

	31/03/2025	VND	01/01/2025	VND
a) Short-term				
- Trade union fund	179,934,822		177,900,824	
- Short-term deposits, collateral received	752,412,841		677,012,841	
- Dividend, profit payables	233,484,130		227,920,930	
- Others	1,557,010,048		1,266,719,734	
	<u>2,722,841,841</u>		<u>2,349,554,329</u>	
b) Long-term				
- Long-term deposits, collateral received	91,160,000		91,160,000	
	<u>91,160,000</u>		<u>91,160,000</u>	

14 . OWNER'S EQUITY

b) Details of owner's invested capital

	Rate	31/03/2025	VND	Rate	01/01/2025	VND
			VND			VND
Mr. Nguyen Hoang Anh	4.86%	12,100,000,000		4.86%	12,100,000,000	
Samarang Ucits	8.15%	20,286,150,000		8.15%	20,286,150,000	
NMVT Investment JSC	51.19%	127,400,000,000		51.19%	127,400,000,000	
Mr. Nguyen Hoang Dung	6.72%	16,720,000,000		6.72%	16,720,000,000	
Other shareholders	22.13%	55,064,190,000		22.13%	55,064,190,000	

Treasury stock	6.95%	17,300,120,000	6.95%	17,300,120,000
	<u>100%</u>	<u>248,870,460,000</u>	<u>100%</u>	<u>248,870,460,000</u>

c) **Capital transactions with owners and distribution of dividends and profits**

	Year 2025	Year 2024
	VND	VND
Owner's contributed capital		
- At the beginning of year	248,870,460,000	238,160,460,000
- Increase in the year	-	10,710,000,000
- At the ending of year	<u>248,870,460,000</u>	<u>248,870,460,000</u>
Distributed dividends and profit:		
- Dividend payable at the beginning of the year	227,920,930	216,794,530
- Dividend payable in the year:	23,157,034,000	46,314,068,000
+ Dividend payable from last year's profit	23,157,034,000	46,314,068,000
- Dividend paid in cash during the year	(23,151,470,800)	(46,302,941,600)
+ Dividend paid from last year's profit	(23,151,470,800)	(46,302,941,600)
- Cổ tức, lợi nhuận còn phải trả cuối năm	<u>233,484,130</u>	<u>227,920,930</u>

d) **Stock**

	31/03/2025	VND	01/01/2025	VND
Quantity of Authorized issuing stocks	24,887,046		24,887,046	
Quantity of issued shares and full capital contribution	24,887,046		24,887,046	
- Common stocks	24,887,046		24,887,046	
Quantity of shares repurchased	1,730,012		1,730,012	
- Common stocks	1,730,012		1,730,012	
Quantity of outstanding shares in circulation	23,157,034		23,157,034	
- Common stocks	23,157,034		23,157,034	
Par value per stock (VND)	10,000		10,000	

e) **Company's funds**

	31/03/2025	VND	01/01/2025	VND
		VND		VND
Investment and development fund	110,518,739,557		102,680,239,789	
Other funds belonging to owners' equity	312,818,966,484		290,938,086,507	
	<u>423,337,706,041</u>		<u>393,618,326,296</u>	

16 . TOTAL REVENUE FROM SALES OF GOODS AND RENDERING OF SERVICES

	1st Quarter 2025	1st Quarter 2024
	VND	VND
Revenue from sale of goods	518,135,181	447,569,044
Revenue from Logistics operations	137,360,800,389	124,335,619,215
Revenue from Forwarding operations	100,005,645,893	103,473,316,045
Revenue from shipping agency services and other activities	1,159,722,271	1,265,052,304
	239,044,303,734	229,521,556,608

17 . COSTS OF GOODS SOLD

	1st Quarter 2025	1st Quarter 2024
	VND	VND
Costs of finished goods sold	400,125,850	357,828,800
Cost of logistics operations	114,386,626,633	103,632,100,300
Cost of forwarding operations	88,328,480,012	90,314,015,401
Cost of shipping agency services and other activities	170,333,183	186,793,183
	203,285,565,678	194,490,737,684

18 . FINANCE INCOME

	1st Quarter 2025	1st Quarter 2024
	VND	VND
Interest income, interest from loans	688,339,452	465,183,102
Gain from selling investments (*)	-	-
Gain from investing in stocks and bonds	2,261,276,537	1,856,204,436
Dividends, profits earned	4,000,000,000	-
Gain from foreign exchange difference	1,907,591,431	3,447,746,032
	8,857,207,420	5,769,133,570

19 . FINANCIAL EXPENSES

	1st Quarter 2025	1st Quarter 2024
	VND	VND
Interest expenses	-	-
Loss from foreign exchange difference	6,954,373	56,972,347
Provisions for devaluation of trading securities and investments	-	-
Others	198,440	608,401
	7,152,813	57,580,748

20 . SELLING EXPENSES

	1st Quarter 2025	1st Quarter 2024
	VND	VND
Labor	14,970,870,357	11,715,248,053
Depreciation and amortisation	545,880,255	537,809,547
Expenses from external services	2,939,068,241	3,156,427,711
Other expenses by cash	913,264,336	1,140,096,184
	19,369,083,189	16,549,581,495

21 . GENERAL ADMINISTRATIVE EXPENSES

	1st Quarter 2025	1st Quarter 2024
	VND	VND
Labor	1,841,844,047	1,852,713,842
Depreciation and amortisation	315,104,864	993,428,052
Expenses from external services	1,606,134,006	3,169,116,001
Other expenses by cash	544,536,384	449,683,817
	4,307,619,301	6,464,941,712

22 . OTHER INCOME

	1st Quarter 2025	1st Quarter 2024
	VND	VND
Gain from liquidation, disposal of fixed assets	138,888,888	345,454,545
Others	-	151,487,446
	138,888,888	496,941,991

23 . CURRENT CORPORATE INCOME TAX EXPENSES

	1st Quarter 2025	1st Quarter 2024
	VND	VND
Total profit before tax	20,756,747,455	18,224,558,253
Increase	2,159,843,210	232,277
- Ineligible expenses	201,811,383	232,277
- Unrealized gain from foreign exchange difference last quarter, realized this quarter	-	-
- Unrealized gain from foreign exchange difference at the end of the previous quarter is realized this quarter	1,958,031,827	-
Decrease	(4,324,272,630)	(1,054,202,975)
- Dividend payment	(4,000,000,000)	-
- Unrealized gain from foreign exchange difference	-	(170,199,382)
Taxable income	(324,272,630)	(884,003,593)

	18,592,318,035	17,170,587,555
Current corporate income tax expense (Tax rate 20%)	3,718,463,607	3,434,117,511
Adjustment of tax expenses in previous quarter and tax expenses in the current quarter		
Tax payable at the beginning of quarter	5,463,490,542	6,441,566,463
Tax paid in the quarter	5,562,133,965	3,500,000,000
Closing year income tax payable of main business activities	3,619,820,184	6,375,683,974

24 . EVENTS AFTER BALANCE SHEET DATE

There have been no significant events occurring after the reporting year, which would require adjustments or disclosures to be made in the financial statements.

25 . COMPARATIVE FIGURES


The corresponding figures are those taken from the Financial Statements for the fiscal year ended as at 31 December 2024 and the Financial Statements for the 1st Quarter of 2024 ending 31 March 2024, which have been re-presented by Sea and Air Freight International (Safi) in accordance with the guidance of Circular No. 200/2014/TT-BTC dated 22 December 2014.



Nguyen Thi Duyen Tham
Preparer



Dang Thi Thuy Hang
Chief Accountant



Nguyen Hoang Dung
Chairman

Ho Chi Minh City, Apr. 29th 2025