

**INTERIM FINANCIAL STATEMENTS**

**FOR THE FIRST 6 MONTHS OF THE FISCAL YEAR  
ENDED 31 DECEMBER 2025**

**TAN CANG WAREHOUSING  
JOINT STOCK COMPANY**

## CONTENTS

	Page
1. Contents	1
2. Statement of the Board of Management	2 - 3
3. Report on Review of Interim Financial Information	4
4. Interim Balance Sheet as at 30 June 2025	5 - 8
5. Interim Income Statement for the first 6 months of the fiscal year ended 31 December 2025	9
6. Interim Cash Flow Statement for the first 6 months of the fiscal year ended 31 December 2025	10 - 11
7. Notes to the Interim Financial Statements for the first 6 months of the fiscal year ended 31 December 2025	12 - 36

\*\*\*\*\*

## **STATEMENT OF THE BOARD OF MANAGEMENT**

The Board of Management of Tan Cang Warehousing Joint Stock Company (hereinafter referred to as “the Company”) presents this statement together with the Interim Financial Statements for the first 6 months of the fiscal year ended 31 December 2025.

### **Business highlights**

The Company is a joint stock company operating in accordance with the 1<sup>st</sup> Business and Tax Registration Certificate No. 0309532497 dated 4 January 2010 granted by the Department of Planning and Investment of Ho Chi Minh City. During its operation, the Company has been additionally 09 times granted by the Department of Planning and Investment of Ho Chi Minh City with the amended Business Registration Certificates due to the change in address, the supplement of principal business activities and the increase in charter capital, in which, the 9<sup>th</sup> amended Certificate dated 16 June 2025 was due to an update on the Company’s contact information.

The Company’s charter capital: VND 199,910,200,000.

### **Head office**

- Address : Tan Cang – Cat Lai Port, Cat Lai Ward, Ho Chi Minh City
- Tel. : 028 37 423 929
- E-mail : infor.tcw@saigonnewport.com.vn

### **Principal business activities of the Company include:**

- Services of customs clearance agency, freight agency;
- Services of agency for shipping, packaging (except for packing of plant protection drugs);
- Services of loading and unloading, transporting containers and tally cargo;
- Warehouses, yards and storing goods in reefer, services of agency for shipping.

### **Board of Directors and Executive Officers**

The members of the Board of Directors, the Board of Supervisors and the Executive Officers of the Company during the period and as of the date of this statement include:

#### **Board of Directors**

Full name	Position	Re-appointing date
Mr. Ngo Van Ngu	Chairman	29 May 2025
Mr. Trinh Van Moi	Member	29 May 2025
Mr. Doan Phi	Member	29 May 2025
Mr. Do Thanh Truong	Member	29 May 2025
Mr. Tran Quang Thao	Member	29 May 2025

#### **Board of Supervisors (“BOS”)**

Full name	Position	Appointing date/re-appointing date/resigning date
Ms. Nguyen Thi Thuy Nga	Head of BOS	Re-appointed on 29 May 2025
Ms. Do Phuong Thao	Member	Appointed on 29 May 2025
Ms. Dang Thuy Trang	Member	Appointed on 29 May 2025
Ms. Nguyen Thi Huyen	Member	Resigned on 29 May 2025
Ms. Nguyen Thi Hong Van	Member	Resigned on 29 May 2025

#### **Executive Officers**

Full name	Position	Appointing date/re-appointing date
Mr. Do Thanh Truong	Director	Appointed on 25 April 2024
Mr. Doan Phi	Deputy Director	Re-appointed on 17 April 2023
Mr. Bui Van Bang	Deputy Director	Appointed on 11 May 2021
Mr. Nguyen Van Hao	Deputy Director	Appointed on 26 September 2024
Ms. Nguyen Thi Hong Lien	Chief Accountant	Appointed on 6 July 2021



# TAN CANG WAREHOUSING JOINT STOCK COMPANY

## STATEMENT OF THE BOARD OF MANAGEMENT (cont.)

### Legal representative

The legal representative of the Company during the period and as of the date of this statement is Mr. Do Thanh Truong - Director (appointed on 25 April 2024).

### Auditor

A&C Auditing and Consulting Co., Ltd. has been appointed to perform the review on the Interim Financial Statements for the first 6 months of the fiscal year ended 31 December 2025 of the Company.

### Responsibilities of the Board of Management

The Board of Management is responsible for the preparation of the Interim Financial Statements to give a true and fair view on the financial position, the financial performance and the cash flows of the Company during the period. In order to prepare these Interim Financial Statements, the Board of Management must:

- Select appropriate accounting policies and apply them consistently;
- Make judgments and estimates reasonably and prudently;
- State clearly whether the accounting standards applied to the Company are followed or not, and all the material differences from these standards are disclosed and explained in the Interim Financial Statements;
- Prepare the Interim Financial Statements of the Company on the going-concern basis, except for the cases that the going-concern assumption is considered inappropriate; and
- Design and implement effectively the internal control system to minimize the risks of material misstatements due to frauds or errors in the preparation and presentation of the Interim Financial Statements.

The Board of Management hereby ensures that all the proper accounting books of the Company have been fully recorded and can fairly reflect the financial position of the Company at any time, and that all the accounting books have been prepared in compliance with the applicable Accounting System. The Board of Management is also responsible for managing the Company's assets and consequently has taken appropriate measures to prevent and detect frauds and other irregularities.

The Board of Management hereby commits to the compliance with the aforementioned requirements in preparation of the Interim Financial Statements.

### Approval on the Financial Statements

The Board of Management hereby approves the accompanying Interim Financial Statements, which give a true and fair view of the financial position as at 30 June 2025, the financial performance and the cash flows for the first 6 months of the fiscal year ended 31 December 2025 of the Company in conformity with the Vietnamese Accounting Standards, the Vietnamese Enterprise Accounting System and relevant statutory requirements on the preparation and presentation of Interim Financial Statements.

For and on behalf of the Board of Management,

Director

CÔNG TY CỔ PHẦN

KHO VẠN

TÂN CANG

ĐƯỜNG 10/10

QUẬN 10, TP. HỒ CHÍ MINH

Do Thanh Truong

11 August 2025



# A&C AUDITING AND CONSULTING CO., LTD.

Head Office : 02 Truong Son St., Tan Binh Dist., Ho Chi Minh City, Vietnam

Branch in Ha Noi : 40 Giang Vo St., Dong Da Dist., Ha Noi City, Vietnam

Branch in Nha Trang : Lot STH 06A.01, St. No.13, Le Hong Phong II Urban Area, Nha Trang City, Vietnam

Branch in Can Tho : 15-13 Vo Nguyen Giap St., Cai Rang Dist., Can Tho City, Vietnam

Tel: +84 (028) 3547 2972 kttv@a-c.com.vn

Tel: +84 (024) 3736 7879 kttv.hn@a-c.com.vn

Tel: +84 (0258) 246 5151 kttv.nt@a-c.com.vn

Tel: +84 (0292) 376 4995 kttv.ct@a-c.com.vn



www.a-c.com.vn

No. 2.0484/25/TC-AC

## REPORT ON REVIEW OF INTERIM FINANCIAL INFORMATION

### THE SHAREHOLDERS, THE BOARD OF DIRECTORS AND THE BOARD OF MANAGEMENT TAN CANG WAREHOUSING JOINT STOCK COMPANY

We have reviewed the accompanying Interim Financial Statements of Tan Cang Warehousing Joint Stock Company (hereinafter referred to as “the Company”), which were prepared on 11 August 2025, from page 5 to page 36, including the Interim Balance Sheet as at 30 June 2025, the Interim Income Statement, the Interim Cash Flow Statement for the first 6 months of the fiscal year ended 31 December 2025 and the Notes to the Interim Financial Statements.

#### Responsibility of the Board of Management

The Company’s Board of Management is responsible for the preparation, true and fair presentation of the Company’s Interim Financial Statements in accordance with the Vietnamese Accounting Standards, the Vietnamese Enterprise Accounting System and relevant statutory requirements on the preparation and presentation of Interim Financial Statements; and responsible for the internal control as the Board of Management determines necessary to enable the preparation and presentation of the Interim Financial Statements to be free from material misstatement due to fraud or error.

#### Responsibility of Auditors

Our responsibility is to express a conclusion on the Interim Financial Statements based on our review. We conducted our review in accordance with the Vietnamese Standard on Review Engagements No. 2410 – Review of Interim Financial Information Performed by the Independent Auditor of the Entity.

A review of interim financial information consists of making inquiries, primarily of persons responsible for financial and accounting matters, and applying analytical and other review procedures. A review is substantially less in scope than an audit conducted in accordance with the Vietnamese Standards on Auditing and therefore, it does not enable us to obtain a reasonable assurance that we would become aware of all significant matters that might be identified in an audit. Accordingly, we do not express our audit opinion.

#### Conclusion of Auditors

Based on our review, nothing has come to our attention that causes us to believe that the accompanying Interim Financial Statements do not give a true and fair view, in all material respects, of the financial position as at 30 June 2025 of Tan Cang Warehousing Joint Stock Company, its financial performance and its cash flows for the first 6 months of the fiscal year ended 31 December 2025 in accordance with the Vietnamese Accounting Standards, the Vietnamese Enterprise Accounting System and relevant statutory requirements on the preparation and presentation of Interim Financial Statements.

#### Other matter

The Report on review of the Company's Interim Financial Statements for the first 6 months of the fiscal year ended 31 December 2025 has been prepared in both Vietnamese and English. In the event of any discrepancy between the two versions, the Vietnamese version shall prevail.

For and on behalf of

A&C Auditing and Consulting Co., Ltd.  
Hanoi Branch



Le Van Khoa – Partner

Audit Practice Registration Certificate: No. 1794-2023-008-1

Authorized Signatory

Hanoi, 11 August 2025

**TAN CANG WAREHOUSING JOINT STOCK COMPANY**

Address: Tan Cang – Cat Lai Port, Cat Lai Ward, Ho Chi Minh City

**INTERIM FINANCIAL STATEMENTS**

For the first 6 months of the fiscal year ended 31 December 2025

**INTERIM BALANCE SHEET**

(Full form)

As at 30 June 2025

Unit: VND

ASSETS	Code	Note	Ending balance	Beginning balance
<b>A - CURRENT ASSETS</b>	<b>100</b>		<b>430,699,110,113</b>	<b>389,827,076,193</b>
<b>I. Cash and cash equivalents</b>	<b>110</b>	<b>V.1</b>	<b>16,549,993,750</b>	<b>63,090,479,604</b>
1. Cash	111		16,549,993,750	32,090,479,604
2. Cash equivalents	112		-	31,000,000,000
<b>II. Short-term financial investments</b>	<b>120</b>		<b>162,000,000,000</b>	<b>149,500,000,000</b>
1. Trading securities	121		-	-
2. Provisions for diminution in value of trading securities	122		-	-
3. Held-to-maturity investments	123	V.2a	162,000,000,000	149,500,000,000
<b>III. Short-term receivables</b>	<b>130</b>		<b>235,779,743,147</b>	<b>158,984,318,624</b>
1. Short-term trade receivables	131	V.3	228,708,330,984	152,690,393,373
2. Short-term prepayments to suppliers	132	V.4	1,196,182,800	1,778,933,174
3. Short-term inter-company receivables	133		-	-
4. Receivables based on the progress of construction contracts	134		-	-
5. Receivables for short-term loans	135		-	-
6. Other short-term receivables	136	V.5a	8,227,226,220	6,801,644,498
7. Allowance for short-term doubtful debts	137	V.6	(2,351,996,857)	(2,286,652,421)
8. Shortage of assets awaiting resolution	139		-	-
<b>IV. Inventories</b>	<b>140</b>		<b>7,211,234,859</b>	<b>6,272,231,932</b>
1. Inventories	141	V.7	7,211,234,859	6,272,231,932
2. Allowance for devaluation of inventories	149		-	-
<b>V. Other current assets</b>	<b>150</b>		<b>9,158,138,357</b>	<b>11,980,046,033</b>
1. Short-term prepaid expenses	151	V.8a	9,158,138,357	9,981,652,245
2. Deductible VAT	152		-	1,998,393,788
3. Taxes and other receivables from the State	153		-	-
4. Trading Government bonds	154		-	-
5. Other current assets	155		-	-



# TAN CANG WAREHOUSING JOINT STOCK COMPANY

Address: Tan Cang – Cat Lai Port, Cat Lai Ward, Ho Chi Minh City

## INTERIM FINANCIAL STATEMENTS

For the first 6 months of the fiscal year ended 31 December 2025

### Interim Balance Sheet (cont.)

ASSETS	Code	Note	Ending balance	Beginning balance
<b>B - NON-CURRENT ASSETS</b>	<b>200</b>		<b>188,958,825,987</b>	<b>188,998,057,654</b>
<b>I. Long-term receivables</b>	<b>210</b>		<b>15,000,000,000</b>	<b>15,000,000,000</b>
1. Long-term trade receivables	211		-	-
2. Long-term prepayments to suppliers	212		-	-
3. Working capital in affiliates	213		-	-
4. Long-term inter-company receivables	214		-	-
5. Receivables for long-term loans	215		-	-
6. Other long-term receivables	216	V.5b	15,000,000,000	15,000,000,000
7. Allowance for long-term doubtful debts	219		-	-
<b>II. Fixed assets</b>	<b>220</b>		<b>115,877,027,869</b>	<b>122,137,492,011</b>
1. Tangible fixed assets	221	V.9	102,206,537,883	108,074,385,031
<i>Historical costs</i>	222		560,844,485,419	556,673,211,919
<i>Accumulated depreciation</i>	223		(458,637,947,536)	(448,598,826,888)
2. Finance lease assets	224		-	-
<i>Historical costs</i>	225		-	-
<i>Accumulated depreciation</i>	226		-	-
3. Intangible fixed assets	227	V.10	13,670,489,986	14,063,106,980
<i>Historical costs</i>	228		35,700,564,975	32,544,087,875
<i>Accumulated amortization</i>	229		(22,030,074,989)	(18,480,980,895)
<b>III. Investment properties</b>	<b>230</b>		-	-
<i>Historical costs</i>	231		-	-
<i>Accumulated depreciation</i>	232		-	-
<b>IV. Long-term assets in progress</b>	<b>240</b>		<b>51,412,844</b>	<b>51,412,844</b>
1. Long-term work in progress	241		-	-
2. Construction-in-progress	242		51,412,844	51,412,844
<b>V. Long-term financial investments</b>	<b>250</b>	<b>V.2b</b>	<b>33,327,296,029</b>	<b>34,327,147,177</b>
1. Investments in subsidiaries	251		28,100,000,000	28,100,000,000
2. Investments in joint ventures and associates	252		7,200,000,000	7,200,000,000
3. Investments in other entities	253		-	-
4. Provisions for diminution in value of long-term financial investments	254		(1,972,703,971)	(972,852,823)
5. Held-to-maturity investments	255		-	-
<b>VI. Other non-current assets</b>	<b>260</b>		<b>24,703,089,245</b>	<b>17,482,005,622</b>
1. Long-term prepaid expenses	261	V.8b	13,991,210,748	16,506,850,486
2. Deferred income tax assets	262	V.11	10,711,878,497	975,155,136
3. Long-term components and spare parts	263		-	-
4. Other non-current assets	268		-	-
<b>TOTAL ASSETS</b>	<b>270</b>		<b>619,657,936,100</b>	<b>578,825,133,847</b>



**TAN CANG WAREHOUSING JOINT STOCK COMPANY**

Address: Tan Cang – Cat Lai Port, Cat Lai Ward, Ho Chi Minh City

**INTERIM FINANCIAL STATEMENTS**

For the first 6 months of the fiscal year ended 31 December 2025

**Interim Balance Sheet (cont.)**

<b>RESOURCES</b>	<b>Code</b>	<b>Note</b>	<b>Ending balance</b>	<b>Beginning balance</b>
<b>C - LIABILITIES</b>	<b>300</b>		<b>286,337,299,855</b>	<b>250,600,455,707</b>
<b>I. Current liabilities</b>	<b>310</b>		<b>281,337,299,855</b>	<b>245,600,455,707</b>
1. Short-term trade payables	311	V.12	66,688,145,347	97,455,471,663
2. Short-term advances from customers	312		21,972,680	-
3. Taxes and other obligations to the State Budget	313	V.13	23,073,957,397	15,484,709,929
4. Payables to employees	314		60,494,243,862	64,734,647,453
5. Short-term accrued expenses	315	V.14	55,948,977,484	7,058,280,679
6. Short-term inter-company payables	316		-	-
7. Payables based on the progress of construction contracts	317		-	-
8. Short-term unearned revenue	318		-	-
9. Other short-term payables	319	V.15a	38,504,735,611	10,478,372,779
10. Short-term borrowings and finance leases	320		-	-
11. Short-term provisions	321		-	-
12. Bonus and welfare funds	322	V.16	36,605,267,474	50,388,973,204
13. Price stabilization fund	323		-	-
14. Trading Government bonds	324		-	-
<b>II. Non-current liabilities</b>	<b>330</b>		<b>5,000,000,000</b>	<b>5,000,000,000</b>
1. Long-term trade payables	331		-	-
2. Long-term advances from customers	332		-	-
3. Long-term accrued expenses	333		-	-
4. Inter-company payables for working capital	334		-	-
5. Long-term inter-company payables	335		-	-
6. Long-term unearned revenue	336		-	-
7. Other long-term payables	337	V.15b	5,000,000,000	5,000,000,000
8. Long-term borrowings and finance leases	338		-	-
9. Convertible bonds	339		-	-
10. Preferred shares	340		-	-
11. Deferred income tax liabilities	341		-	-
12. Long-term provisions	342		-	-
13. Science and technology development fund	343		-	-

**TAN CANG WAREHOUSING JOINT STOCK COMPANY**

Address: Tan Cang – Cat Lai Port, Cat Lai Ward, Ho Chi Minh City

**INTERIM FINANCIAL STATEMENTS**

For the first 6 months of the fiscal year ended 31 December 2025

**Interim Balance Sheet (cont.)**

RESOURCES	Code	Note	Ending balance	Beginning balance
<b>D - OWNER'S EQUITY</b>	<b>400</b>		<b>333,320,636,245</b>	<b>328,224,678,140</b>
<b>I. Owner's equity</b>	<b>410</b>	<b>V.17</b>	<b>333,320,636,245</b>	<b>328,224,678,140</b>
1. Owner's contribution capital	411		199,910,200,000	199,910,200,000
- Ordinary shares carrying voting right	411a		199,910,200,000	199,910,200,000
- Preferred shares	411b		-	-
2. Share premiums	412		-	-
3. Bond conversion options	413		-	-
4. Other sources of capital	414		-	-
5. Treasury shares	415		-	-
6. Differences on asset revaluation	416		-	-
7. Foreign exchange differences	417		-	-
8. Investment and development fund	418		102,480,444,312	84,334,234,140
9. Business arrangement supporting fund	419		-	-
10. Other funds	420		-	-
11. Retained earnings	421		30,929,991,933	43,980,244,000
- Retained earnings accumulated to the end of the previous period	421a		-	43,980,244,000
- Retained earnings of the current period	421b		30,929,991,933	-
12. Construction investment fund	422		-	-
<b>II. Other sources and funds</b>	<b>430</b>		-	-
1. Sources of expenditure	431		-	-
2. Fund to form fixed assets	432		-	-
<b>TOTAL RESOURCES</b>	<b>440</b>		<b>619,657,936,100</b>	<b>578,825,133,847</b>

Prepared on 11 August 2025

Prepared by



Nguyen Cam Trang

Chief Accountant



Nguyen Thi Hong Lien

Director



Do Thanh Truong



**TAN CANG WAREHOUSING JOINT STOCK COMPANY**

Address: Tan Cang – Cat Lai Port, Cat Lai Ward, Ho Chi Minh City

**INTERIM FINANCIAL STATEMENTS**

For the first 6 months of the fiscal year ended 31 December 2025

**INTERIM INCOME STATEMENT**

(Full form)


For the first 6 months of the fiscal year ended 31 December 2025

Unit: VND

Accumulated from the beginning of the year  
to the end of the current period

ITEMS	Code	Note	Accumulated from the beginning of the year to the end of the current period	
			Current year	Previous year
1. Revenue from sales of merchandise and rendering of services	01	VI.1	454,517,339,687	412,969,560,873
2. Revenue deductions	02		-	-
3. Net revenue from sales of merchandise and rendering of services	10		454,517,339,687	412,969,560,873
4. Costs of sales	11	VI.2	344,023,067,116	315,114,333,138
5. Gross profit/ (loss) from sales of merchandise and rendering of services	20		110,494,272,571	97,855,227,735
6. Financial income	21	VI.3	9,768,885,324	10,919,724,943
7. Financial expenses	22	VI.4	1,011,072,209	(373,137,986)
In which: Interest expenses	23		-	3,949,970
8. Selling expenses	25	VI.5	13,294,518,492	11,085,027,930
9. General and administration expenses	26	VI.6	32,186,875,038	28,579,134,086
10. Net operating profit/ (loss)	30		73,770,692,156	69,483,928,648
11. Other income	31	VI.7	161,421,607	143,209,418
12. Other expenses	32	VI.8	168,259,393	244,907,037
13. Other profit/ (loss)	40		(6,837,786)	(101,697,619)
14. Total accounting profit/ (loss) before tax	50		73,763,854,370	69,382,231,029
15. Current income tax	51	V.13	23,933,346,956	21,958,804,509
16. Deferred income tax	52	VI.9	(9,736,723,361)	(9,062,359,345)
17. Profit/ (loss) after tax	60		<u>59,567,230,775</u>	<u>56,485,785,865</u>
18. Basic earnings per share	70	VI.10	-	-
19. Diluted earnings per share	71	VI.10	-	-

Prepared by



Nguyen Cam Trang

Chief Accountant



Nguyen Thi Hong Lien

Prepared on 11 August 2025

Director



Do Thanh Truong



**TAN CANG WAREHOUSING JOINT STOCK COMPANY**

Address: Tan Cang – Cat Lai Port, Cat Lai Ward, Ho Chi Minh City

**INTERIM FINANCIAL STATEMENTS**

For the first 6 months of the fiscal year ended 31 December 2025

**INTERIM CASH FLOW STATEMENT**

(Full form)

(Indirect method)

For the first 6 months of the fiscal year ended 31 December 2025

Unit: VND

Accumulated from the beginning of the year  
to the end of the current period

ITEMS	Code	Note	Accumulated from the beginning of the year to the end of the current period	
			Current year	Previous year
<b>I. Cash flows from operating activities</b>				
1. Profit/ (loss) before tax	01		73,763,854,370	69,382,231,029
2. Adjustments				
- Depreciation and amortization of fixed assets and investment properties	02	VI.11	13,588,214,742	12,075,442,685
- Provisions and allowances	03	VI.4,6	1,065,195,584	(758,971,834)
- Exchange (gain)/ loss due to revaluation of monetary items in foreign currencies	04	VI.4	9,220,267	(36,384,584)
- (Gain)/ loss from investing activities	05		(9,330,476,541)	(10,611,461,976)
- Interest expenses	06		-	3,949,970
- Others	07		-	-
3. Operating profit/ (loss) before changes in working capital	08		79,096,008,422	70,054,805,290
- (Increase)/ decrease in receivables	09		(65,586,371,161)	(98,003,184,247)
- (Increase)/ decrease in inventories	10		(939,002,927)	1,241,574,073
- Increase/ (decrease) in payables	11		11,055,856,602	31,490,077,346
- (Increase)/ decrease in prepaid expenses	12		3,339,153,626	5,125,869,775
- (Increase)/ decrease in trading securities	13		-	-
- Interests paid	14		-	(3,949,970)
- Corporate income tax paid	15	V.13	(18,578,663,498)	(15,463,546,563)
- Other cash inflows from operating activities	16	V.16	4,000,000	5,000,000
- Other cash outflows from operating activities	17	V.16	(22,279,632,400)	(30,954,519,200)
<b>Net cash flows from operating activities</b>	<b>20</b>		<b>(13,888,651,336)</b>	<b>(36,507,873,496)</b>
<b>II. Cash flows from investing activities</b>				
1. Purchases and construction of fixed assets and other non-current assets	21		(9,615,825,138)	(11,137,742,485)
2. Proceeds from disposals of fixed assets and other non-current assets	22		-	-
3. Cash outflows for lending, buying debt instruments of other entities	23		(162,000,000,000)	(140,500,000,000)
4. Cash recovered from lending, selling debt instruments of other entities	24		149,500,000,000	123,000,000,000
5. Investments into other entities	25		-	-
6. Withdrawals of investments in other entities	26		-	-
7. Interests earned, dividends and profits received	27		7,726,401,203	9,148,605,810
<b>Net cash flows from investing activities</b>	<b>30</b>		<b>(14,389,423,935)</b>	<b>(19,489,136,675)</b>

**TAN CANG WAREHOUSING JOINT STOCK COMPANY**

Address: Tan Cang – Cat Lai Port, Cat Lai Ward, Ho Chi Minh City


**INTERIM FINANCIAL STATEMENTS**

For the first 6 months of the fiscal year ended 31 December 2025

**Interim Cash Flow Statement (cont.)**


ITEMS	Code	Note	Accumulated from the beginning of the year to the end of the current period	
			Current year	Previous year
III. Cash flows from financing activities				
1. Proceeds from issuing stocks and capital contributions from owners	31		-	-
2. Repayment for capital contributions and re-purchases of stocks already issued	32		-	-
3. Proceeds from borrowings	33		-	-
4. Repayment for loan principal	34		-	(2,653,645,716)
5. Payments for financial leased assets	35		-	-
6. Dividends and profits paid to the owners	36		(18,278,114,600)	(32,456,966,100)
<i>Net cash flows from financing activities</i>	<i>40</i>		<i>(18,278,114,600)</i>	<i>(35,110,611,816)</i>
<b>Net cash flows during the period</b>	<b>50</b>		<b>(46,556,189,871)</b>	<b>(91,107,621,987)</b>
<b>Beginning cash and cash equivalents</b>	<b>60</b>	<b>V.1</b>	<b>63,090,479,604</b>	<b>124,086,819,543</b>
Effects of fluctuations in foreign exchange rates	61		15,704,017	57,339,100
<b>Ending cash and cash equivalents</b>	<b>70</b>	<b>V.1</b>	<b>16,549,993,750</b>	<b>33,036,536,656</b>

Prepared by



Nguyen Cam Trang

Chief Accountant



Nguyen Thi Hong Lien

Prepared on 11 August 2025

Director



Do Thanh Truong



**TAN CANG WAREHOUSING JOINT STOCK COMPANY**

Address: Tan Cang – Cat Lai Port, Cat Lai Ward, Ho Chi Minh City

**INTERIM FINANCIAL STATEMENTS**

For the first 6 months of the fiscal year ended 31 December 2025

**NOTES TO THE INTERIM FINANCIAL STATEMENTS**

For the first 6 months of the fiscal year ended 31 December 2025

**I. GENERAL INFORMATION****1. Ownership form**

Tan Cang Warehousing Joint Stock Company (hereinafter referred to as “the Company”) is a joint stock company.

**2. Operating fields**

The Company operates in the field of service.

**3. Principal business activities**

The principal business activities of the Company include:

- Services of customs clearance agency, freight agency;
- Services of agency for shipping, packaging (except for packing of plant protection drugs);
- Services of loading and unloading, transporting containers and tally cargo;
- Warehouses, yards and storing goods in reefer, services of agency for shipping.

**4. Normal operating cycle**

The normal operating cycle of the Company is within 12 months.

**5. Structure of the Company*****Subsidiaries***

Name	Address	Principal business activities	Contribution rate	Benefit rate	Voting rate
Cat Lai Logistics JSC.	Tan Cang – Cat Lai Port, No. 1295A Nguyen Thi Dinh Road, Cat Lai Ward, Ho Chi Minh City	Freight transport; warehouse and yard lease and goods storage; packaging services.	57.50%	57.50%	57.50%
Tan Cang Hiep Luc JSC.	No. 938A13 Nguyen Thi Dinh, Cat Lai Ward, Ho Chi Minh City	Goods loading and unloading; Warehouses, yards and goods storage	51.00%	51.00%	51.00%

***Associates***

Name	Address	Principal business activities	Contribution rate	Benefit rate	Voting rate
Express Newport JSC.	9B Tu Xuong, Xuan Hoa Ward, Ho Chi Minh City	Goods loading and unloading; Warehouses, yards and goods storage.	36%	36%	36%
Tan Cang Warehousing Depot JSC.	No. 1295B Nguyen Thi Dinh Road, Cat Lai Ward, Ho Chi Minh City	Warehouses, yards and goods storage.	36%	36%	36%



## **TAN CANG WAREHOUSING JOINT STOCK COMPANY**

Address: Tan Cang – Cat Lai Port, Cat Lai Ward, Ho Chi Minh City

### **INTERIM FINANCIAL STATEMENTS**

For the first 6 months of the fiscal year ended 31 December 2025

#### **Notes to the Interim Financial Statements (Cont.)**

---

#### **6. Statement on information comparability in the Financial Statements**

The corresponding figures of the previous period are comparable to those of the current period.

#### **7. Employees**

As of the balance sheet date, there were 456 employees working for the Company (at the beginning of the year: 452 employees).

### **II. FISCAL YEAR AND ACCOUNTING CURRENCY**

#### **1. Fiscal year**

The fiscal year of the Company is from 1 January to 31 December annually.

#### **2. Accounting currency unit**

The accounting currency unit is Vietnam Dong (VND) because payments and receipts of the Company are primarily made in VND.

### **III. ACCOUNTING STANDARDS AND SYSTEM**

#### **1. Accounting System**

The Company applies the Vietnamese Accounting Standards, the Vietnamese Enterprise Accounting System, which were issued together with the Circular No. 200/2014/TT-BTC dated 22 December 2014, the Circular No. 53/2016/TT-BTC dated 21 March 2016 as well as other Circulars guiding the implementation of the Vietnamese Accounting Standards of the Ministry of Finance in the preparation and presentation of Interim Financial Statements.

#### **2. Statement on the compliance with the Accounting Standards and System**

The Board of Management ensures to follow all the requirements of the Vietnamese Accounting Standards, the Vietnamese Enterprise Accounting System, which were issued together with the Circular No. 200/2014/TT-BTC dated 22 December 2014, the Circular No. 53/2016/TT-BTC dated 21 March 2016 as well as other Circulars guiding the implementation of Vietnamese Accounting Standards of the Ministry of Finance in the preparation and presentation of Interim Financial Statements.

### **IV. ACCOUNTING POLICIES**

#### **1. Basis of preparation of the Interim Financial Statements**

All the Interim Financial Statements are prepared on the accrual basis (except for the information related to cash flows).

The Interim Financial Statements have been prepared in both Vietnamese and English, in which the Interim Financial Statements in Vietnamese are the official statutory financial statements of the Company. The Interim Financial Statements in English have been translated from the Vietnamese version. In the event of any discrepancy between the two versions, the Vietnamese version shall prevail.

#### **2. Foreign currency transactions**

Transactions in foreign currencies are translated at the actual exchange rates ruling as of the transaction dates. The ending balances of monetary items in foreign currencies are translated at the actual exchange rates ruling as of the balance sheet date.

Foreign exchange differences arising from foreign currency transactions during the year shall be included into financial income or financial expenses. Foreign exchange differences due to the revaluation of ending balances of the monetary items in foreign currencies after offsetting their positive differences against negative differences shall be included into financial income or financial expenses.

The exchange rate used to translate foreign currency transactions is the actual exchange rate ruling as of the time of these transactions. The actual exchange rates applied to foreign currency transactions are as follows:



## **TAN CANG WAREHOUSING JOINT STOCK COMPANY**

Address: Tan Cang – Cat Lai Port, Cat Lai Ward, Ho Chi Minh City

### **INTERIM FINANCIAL STATEMENTS**

For the first 6 months of the fiscal year ended 31 December 2025

#### **Notes to the Interim Financial Statements (Cont.)**

---

- For the foreign currency trading contract (including spot contract, forward contract, future contract, option contract, currency swap): the exchange rate stipulated in the contracts of trading foreign currency between the Company and the Bank.
- For receivables: the buying rate ruling as of the time of transaction of the commercial bank where the Company designates the customers to make payments.
- For payables: the selling rate ruling as of the time of transaction of the commercial bank where the Company supposes to make payments.
- For acquisition of assets or immediate payments in foreign currency (not included into payable accounts): the buying rate of the commercial bank where the Company makes payments.

The exchange rate used to revalue ending balances of monetary items in foreign currencies as of the balance sheet date is determined as follows:

- For foreign currency deposits in bank: the buying rate of the bank where the Company opens its foreign currency account.
- For monetary items in foreign currencies classified as other assets: the buying rate of Military Commercial Joint Stock Bank (MB) – An Phu Branch where the Company frequently conducts transactions.
- For monetary items in foreign currencies classified as payables: the selling rate of Military Commercial Joint Stock Bank (MB) – An Phu Branch where the Company frequently conducts transactions.

### **3. Cash and cash equivalents**

Cash includes cash on hand and demand deposits in banks. Cash equivalents are short-term investments of which the due dates do not exceed 3 months from the dates of the investments that are readily convertible into known amounts of cash and that are subject to an insignificant risk of change in value as of the balance sheet date.

### **4. Financial investments**

#### ***Held-to-maturity investments***

Investments are classified as held-to-maturity investments that the Company intends and is able to hold to maturity. Held-to-maturity investments of the Company only include term deposits in bank. Interest income from term deposits in bank is recognized in the income statement on the accrual basis.

#### ***Investments in subsidiaries, associates***

##### ***Subsidiaries***

Subsidiary is an entity that is controlled by the Company. Control is obtained when the Company achieves the ability to govern the financial and operating policies of an entity so as to obtain benefits from its activities.

##### ***Associates***

An associate is an entity which the Company has significant influence but does not have the right to control its financial and operating policies. Significant influence is the right to participate in making resolution on the associate's financial and operating policies but not control those policies.



## **TAN CANG WAREHOUSING JOINT STOCK COMPANY**

Address: Tan Cang – Cat Lai Port, Cat Lai Ward, Ho Chi Minh City

### **INTERIM FINANCIAL STATEMENTS**

For the first 6 months of the fiscal year ended 31 December 2025

#### **Notes to the Interim Financial Statements (Cont.)**

---

##### *Initial recognition*

Investments in subsidiaries, associates are initially recognized at costs, including the cost of purchase or capital contributions plus other directly attributable transaction cost. If the Company contributes capital by non-monetary assets, costs of the investment are recognized at the fair value of the non-monetary assets at the time of occurrence.

Dividend and profit of the periods prior to the acquisition of investments are deducted from the cost of such investments. Dividend and profit of the periods after the acquisition of such investments are recorded in the Company's financial income. Particularly, stock dividends received are not recorded as an increase in value, but the increasing quantity of shares is followed up.

##### *Provisions for impairment of investments in subsidiaries, associates*

Provisions for impairment of investments in subsidiaries are made when the subsidiaries suffer from losses, with the provision amount determined by the difference between owners' actual contributed capital and total owners' equity as of the balance sheet date multiplied (x) by the Company's rate of charter capital owning in the subsidiaries. If the subsidiaries are parent companies and have their own Consolidated Financial Statements, provision for impairment loss will be made based on their Consolidated Financial Statements.

Increases/ (decreases) in the provisions for impairment of investments in subsidiaries, associates to be recognized as of the balance sheet date are recorded into "Financial expenses".

## **5. Receivables**

Receivables are recognized at the carrying amounts less allowance for doubtful debts.

The classification of receivables as trade receivables and other receivables is made according to the following principles:

- Trade receivables reflect receivables concerning the commercial nature arising from purchase and sale transactions between the Company and customers who are independent to the Company.
- Other receivables reflect receivables not concerning the commercial nature and irrelevant to purchase and sale transactions.

Allowance is made for each doubtful debt after being offset against liabilities (if any). The allowance rate is based on the debts' overdue period or the estimated loss, as follows:

- As for overdue debts:
  - 30% of the value of debts with the overdue period from 6 months to under 1 year.
  - 50% of the value of debts with the overdue period from 1 year to under 2 years.
  - 70% of the value of debts with the overdue period from 2 years to under 3 years.
  - 100% of the value of debts with the overdue period from or over 3 years.
- As for the debts that are not overdue, but considered as doubtful debts: Allowance is made on the basis of the estimated loss.

Increases/ (decreases) in the allowance for doubtful debts to be recognized as of the balance sheet date are recorded into "General and administration expenses".



## **TAN CANG WAREHOUSING JOINT STOCK COMPANY**

Address: Tan Cang – Cat Lai Port, Cat Lai Ward, Ho Chi Minh City

### **INTERIM FINANCIAL STATEMENTS**

For the first 6 months of the fiscal year ended 31 December 2025

#### **Notes to the Interim Financial Statements (Cont.)**

---

#### **6. Inventories**

Inventories are recognized at the lower of cost and net realizable value.

Costs of inventories comprise costs of purchases and other directly attributable costs incurred in bringing the inventories to their present location and conditions.

The cost of inventories is determined using the weighted average method and recorded in accordance with the perpetual inventory system.

The Company's inventories are mainly materials and spare parts reserved for the replacement, repair of machinery and equipment, vehicles, kept in good condition and it is not necessary to make an allowance for inventories.

#### **7. Prepaid expenses**

Prepaid expenses comprise actual expenses arising and relevant to financial performance in several accounting periods. These prepaid expenses are allocated over the prepayment period or the period in which corresponding economic benefits are generated from these expenses.

Prepaid expenses of the Company primarily include:

##### ***Tools***

Expenses for tools in use are allocated to expenses using the straight-line method for the maximum period of 3 years.

##### ***Insurance premiums***

Insurance premiums include life insurance, health insurance, fire insurance and vehicle insurance premiums which are allocated to expenses over the term on the Insurance Certificate.

##### ***Expenses for fixed asset repairs***

Expenses for fixed asset repairs arising once with high value are allocated to expenses using the straight-line method in 3 years.

#### **8. Operating leased assets**

A lease is classified as an operating lease if significant risks and rewards associated with the ownership belong to the lessor. The lease expenses are allocated to operating expenses using the straight-line method over the lease term and are not dependent on the method of lease payment.

#### **9. Tangible fixed assets**

Tangible fixed assets are determined by their historical costs less accumulated depreciation. Historical costs of tangible fixed assets include all the expenses paid by the Company to bring the asset to its working condition for its intended use. Other expenses arising subsequent to initial recognition are included into historical costs of fixed assets only if it can be clearly demonstrated that the expenditure has resulted in future economic benefits expected to be obtained from the use of these assets. Those which do not meet the above conditions will be recorded into operating expenses during the period.

When a tangible fixed asset is sold or disposed, its historical cost and accumulated depreciation are written off, then any gain or loss arising from such disposal is included in the income or the expenses during the period.

Tangible fixed assets are depreciated using the straight-line method over their estimated useful lives. The depreciation years applied are as follows:



## TAN CANG WAREHOUSING JOINT STOCK COMPANY

Address: Tan Cang – Cat Lai Port, Cat Lai Ward, Ho Chi Minh City

### INTERIM FINANCIAL STATEMENTS

For the first 6 months of the fiscal year ended 31 December 2025

#### Notes to the Interim Financial Statements (Cont.)

---

<u>Class of fixed assets</u>	<u>Years</u>
Buildings and structures	5 - 25
Machinery and equipment	3 - 10
Vehicles	6 - 10
Office equipment	3 - 10
Other fixed assets	3 - 10

#### 10. Intangible fixed assets

Intangible fixed assets are determined by their historical costs less accumulated amortization.

Historical costs of intangible fixed assets include all the costs paid by the Company to bring the asset to its working condition for its intended use. Other costs relevant to intangible fixed assets arising subsequent to initial recognition are included into operation costs during the period, otherwise, these costs are included into historical costs of fixed assets only if they are associated with a specific intangible fixed asset and result in future economic benefits expected to be obtained from the use of the asset.

When an intangible fixed asset is sold or disposed, its historical costs and accumulated amortization are written off, then any gain or loss arising from such disposal is included in the income or the expenses during the period.

The Company's intangible fixed asset is computer software. Costs to obtain computer software, which is not a part associated with the relevant hardware, will be capitalized. Costs of computer software include all the expenses paid by the Company until the date the software is put into use. Computer software is amortized in accordance with the straight-line method in 03 - 05 years.

#### 11. Construction-in-progress

Construction-in-progress reflects the expenses (including relevant borrowing interest expenses following the accounting policies of the Company) directly attributable to the construction of plants and the installation of machinery and equipment to serve for production, leasing, and management as well as the repair of fixed assets, which have not been completed yet. Assets in the progress of construction and installation are recorded at historical costs and not depreciated.

#### 12. Payables and accrued expenses

Payables and accrued expenses are recorded based on the amounts payable for merchandise and services already used. Accrued expenses are recorded based on reasonable estimates for the amounts payable.

The classification of payables as trade payables, accrued expenses and other payables is made on the basis of following principles:

- Trade payables reflect payables of commercial nature arising from the purchase of merchandise, services, or assets and the seller is an independent entity with the Company;
- Accrued expenses reflect expenses for goods, services received from suppliers or supplied to customers but have not been paid, invoiced or lack of accounting records and supporting documents; pay on leave payable to employees; and accrual of operating expenses;
- Other payables reflect payables of non-commercial nature and irrelevant to purchase, sales of merchandise or rendering of services.

Payables and accrued expenses are classified into short-term and long-term ones in the Interim Balance Sheet based on the remaining terms as of the balance sheet date.



## **TAN CANG WAREHOUSING JOINT STOCK COMPANY**

Address: Tan Cang – Cat Lai Port, Cat Lai Ward, Ho Chi Minh City

### **INTERIM FINANCIAL STATEMENTS**

For the first 6 months of the fiscal year ended 31 December 2025

#### **Notes to the Interim Financial Statements (Cont.)**

---

### **13. Owner's equity**

#### ***Owner's contribution capital***

Owner's contribution capital is recorded according to the actual amounts invested by the shareholders.

### **14. Profit distribution**

Profit after tax is distributed to the shareholders after appropriation for funds under the Charter of the Company as well as legal regulations and approved by the General Meeting of Shareholders.

The distribution of profits to the shareholders is made in consideration of non-cash items in retained earnings that may affect cash flows and the ability to pay dividends such as profit from revaluation of assets invested in other entities, profit from revaluation of monetary items, financial instruments and other non-cash items.

Dividend is recorded as payables upon approval of the General Meeting of Shareholders.

### **15. Recognition of revenue and income**

#### ***Revenue from rendering of services***

Revenue from rendering of services shall be recognized when all of the following conditions are satisfied:

- The amount of revenue can be measured reliably. When the contract stipulates that the buyer is entitled to return the services provided under specific conditions, revenue is recognized only when those specific conditions no longer exist and the buyer is not entitled to return the services rendered;
- The Company received or shall probably receive the economic benefits associated with the rendering of services;
- The stage of completion of the transaction at the end of reporting period can be measured reliably; and
- The costs incurred for the transaction and the costs to complete the transaction can be measured reliably.

In the case that the services are rendered in several accounting periods, revenue is recognized on the basis of the stage of completion as of the balance sheet date.

#### ***Interest***

Interest is recorded based on the term and the actual interest rate applied in each particular period.

#### ***Dividend income***

Income from dividends is recognized when the Company has the right to receive dividends from the investees. Particularly, stock dividends received are not recorded as an increase in value, but the increasing quantity of shares is followed up.

### **16. Expenses**

Expenses are those that result in outflows of the Company's economic benefits and are recorded at the time of transactions or when incurrence of the transaction is reliable regardless of whether payment for expenses is made or not.

Expenses and their corresponding revenues are simultaneously recognized in accordance with matching principle. In the event that matching principle conflicts with prudence principle, expenses are recognized based on the nature and regulations of accounting standards in order to guarantee that transactions can be fairly and truly reflected.

### **17. Corporate income tax**

Corporate income tax includes current income tax and deferred income tax.



# **TAN CANG WAREHOUSING JOINT STOCK COMPANY**

Address: Tan Cang – Cat Lai Port, Cat Lai Ward, Ho Chi Minh City

## **INTERIM FINANCIAL STATEMENTS**

For the first 6 months of the fiscal year ended 31 December 2025

### **Notes to the Interim Financial Statements (Cont.)**

---

#### ***Current income tax***

Current income tax is the tax amount computed based on the taxable income. Taxable income is different from accounting profit due to the adjustments of temporary differences between tax and accounting figures, non-deductible expenses as well as those of non-taxable income and losses brought forward.

#### ***Deferred income tax***

Deferred income tax is the amount of corporate income tax payable or refundable due to temporary differences between book values of assets and liabilities serving the preparation of the financial statements and the values for tax purposes. Deferred income tax liabilities are recognized for all the temporary taxable differences. Deferred income tax assets are recorded only when there is an assurance on the availability of taxable income in the future against which the temporarily deductible differences can be used.

Carrying values of deferred corporate income tax assets are considered as of the balance sheet date and will be reduced to the rate that ensures enough taxable income against which the benefits from part of or all of the deferred income tax can be used. Deferred corporate income tax assets, which have not been recorded before, are considered as of the balance sheet date and are recorded when there is certainly enough taxable income to use these unrecognized deferred corporate income tax assets.

Deferred income tax assets and deferred income tax liabilities are determined at the estimated rate to be applied in the year when the assets are recovered or the liabilities are settled based on the effective tax rates as of the balance sheet date. Deferred income tax is recognized in the income statement. In the case that deferred income tax is related to the items of the owner's equity, corporate income tax will be included in the owner's equity.

The Company shall offset deferred tax assets and deferred tax liabilities when:

- The Company has the legal right to offset current income tax assets against current income tax liabilities; and
- Deferred income tax assets and deferred income tax liabilities are relevant to corporate income tax which is under the management of one tax authority either:
  - Of the same subject to corporate income tax; or
  - The Company has intention to pay current income tax liabilities and current income tax assets on a net basis or recover tax assets and settle tax liability simultaneously in each future period to the extent that the majority of deferred income tax liabilities or deferred income tax assets are paid or recovered.

#### **18. Related parties**

Parties are considered to be related parties in case that one party is able to control the other party or has significant influence on the financial and operating decisions of the other party. Parties are also considered to be related parties in case that they are under the common control or under the common significant influence.

In considering each possible related party relationship, attention is directed to the substance of the relationship and not merely the legal form.

#### **19. Segment reporting**

A business segment is a distinguishable component of the Company that is engaged in manufacturing or providing products or services and that is subject to risks and returns that are different from those of other business segments.



**TAN CANG WAREHOUSING JOINT STOCK COMPANY**

Address: Tan Cang – Cat Lai Port, Cat Lai Ward, Ho Chi Minh City

**INTERIM FINANCIAL STATEMENTS**

For the first 6 months of the fiscal year ended 31 December 2025

**Notes to the Interim Financial Statements (Cont.)**

A geographical segment is a distinguishable component of the Company that is engaged in manufacturing or providing products or services within a particular economic environment and that is subject to risks and returns that are different from those of components operating in other economic environments.

The segment information is prepared and presented in conformity with the accounting policy applied for the preparation and presentation of the Company's Interim Financial Statements.

**V. ADDITIONAL INFORMATION ON THE ITEMS OF THE INTERIM BALANCE SHEET****1. Cash and cash equivalents**

	Ending balance	Beginning balance
Cash on hand	122,201,263	485,384,854
Demand deposits in banks	16,427,792,487	31,605,094,750
Cash equivalents (Bank deposits of which the principal maturity is from or under 3 months)	-	31,000,000,000
<b>Total</b>	<b>16,549,993,750</b>	<b>63,090,479,604</b>

**2. Financial investments****2a. Held-to-maturity investments**

This represents term deposits in bank with a term of 6 months, interest rates ranging from 5.1% to 5.2% per year, which have carrying value equal to their original costs.

**2b. Investments in other entities**

	Ending balance		Beginning balance	
	Original cost	Provision	Original cost	Provision
<b>Investments in subsidiaries</b>	<b>28,100,000,000</b>	<b>-</b>	<b>28,100,000,000</b>	<b>-</b>
Cat Lai Logistics JSC.	23,000,000,000	-	23,000,000,000	-
Tan Cang Hiep Luc JSC.	5,100,000,000	-	5,100,000,000	-
<b>Investments in associates</b>	<b>7,200,000,000</b>	<b>(1,972,703,971)</b>	<b>7,200,000,000</b>	<b>(972,852,823)</b>
Express Newport JSC.	3,600,000,000	-	3,600,000,000	-
Tan Cang Warehousing Depot JSC.	3,600,000,000	(1,972,703,971)	3,600,000,000	(972,852,823)
<b>Total</b>	<b>35,300,000,000</b>	<b>(1,972,703,971)</b>	<b>35,300,000,000</b>	<b>(972,852,823)</b>

The number of shares held and the Company's ownership rates in the entities are as follows:

Name	Ending balance		Beginning balance	
	Number of shares	Ownership rate	Number of shares	Ownership rate
Cat Lai Logistics JSC.	2,300,000	57.50%	2,300,000	57.50%
Tan Cang Hiep Luc JSC.	510,000	51.00%	510,000	51.00%
Express Newport JSC.	360,000	36.00%	360,000	36.00%
Tan Cang Warehousing Depot JSC.	360,000	36.00%	360,000	36.00%

**Fair value**

The Company has not determined fair value of the investments because there have not been any specific instructions on determination of fair value.

**TAN CANG WAREHOUSING JOINT STOCK COMPANY**

Address: Tan Cang – Cat Lai Port, Cat Lai Ward, Ho Chi Minh City

**INTERIM FINANCIAL STATEMENTS**

For the first 6 months of the fiscal year ended 31 December 2025

**Notes to the Interim Financial Statements (Cont.)***Operation of subsidiaries, associates*

The subsidiaries and the associates have been in their normal operation and have not experienced any significant change compared to the previous year.

*Provisions for investments in other entities*

Fluctuations in provisions for investments in other entities are as follows:

	<u>Current period</u>	<u>Previous period</u>
Beginning balance	972,852,823	1,005,097,669
Additional provision	999,851,148	-
Reversal of provision	-	(398,626,634)
<b>Ending balance</b>	<b>1,972,703,971</b>	<b>606,471,035</b>

*Transactions with subsidiaries and associates*

Significant transactions between the Company and its subsidiaries and associates are as follows:

	<u>Current period</u>	<u>Previous period</u>
<b><i>Cat Lai Logistics JSC.</i></b>		
Providing services to the subsidiary	2,971,416,084	3,326,815,801
Using services of the subsidiary	39,100,236,998	35,035,957,558
Dividends receivable from the subsidiary	3,680,000,000	5,520,000,000
<b><i>Tan Cang Hiep Luc JSC.</i></b>		
Providing services to the subsidiary	445,907,496	439,920,983
Land leased to the subsidiary	4,025,412,000	4,025,412,000
Using services of the subsidiary	266,527,000	2,861,501,926
Acquiring fuels of the subsidiary	1,750,570,581	3,636,973,145
Dividends receivable from the subsidiary	1,530,000,000	1,530,000,000
<b><i>Express Newport JSC.</i></b>		
Providing services to the associate	283,664,708	6,600,000
Using services of the associate	7,688,585,545	1,534,921,524
<b><i>Tan Cang Warehousing Depot JSC.</i></b>		
Providing services to the associate	1,123,062,500	-
Using services of the associate	652,416,000	-

**3. Short-term trade receivables**

	<u>Ending balance</u>	<u>Beginning balance</u>
<b><i>Receivables from related parties</i></b>	<b>177,071,303,648</b>	<b>106,522,873,168</b>
Saigon Newport One Member Limited Liability Corporation	168,414,096,315	96,951,472,781
Cat Lai Logistics JSC.	2,195,517,268	4,131,662,111
Tan Cang Hiep Luc JSC.	4,505,172,054	4,571,195,114
Tan Cang Overland Transport JSC.	453,132,916	260,156,000
Phu Huu – Newport Corporation	29,560,720	41,549,760
Express Newport JSC.	302,923,485	516,390,332
Tan Cang Logistics and Stevedoring JSC.	167,360,670	50,447,070
Tan Cang Container Services JSC.	4,135,220	-



**TAN CANG WAREHOUSING JOINT STOCK COMPANY**

Address: Tan Cang – Cat Lai Port, Cat Lai Ward, Ho Chi Minh City

**INTERIM FINANCIAL STATEMENTS**

For the first 6 months of the fiscal year ended 31 December 2025

**Notes to the Interim Financial Statements (Cont.)**

	<u>Ending balance</u>	<u>Beginning balance</u>
Tan Cang – Cai Mep International Terminal Co., Ltd.	117,450,000	-
Tan Cang Warehousing Depot JSC.	881,955,000	-
<i>Receivables from other customers</i>	<i>51,637,027,336</i>	<i>46,167,520,205</i>
<b>Total</b>	<b>228,708,330,984</b>	<b>152,690,393,373</b>

**4. Short-term prepayments to suppliers**

	<u>Ending balance</u>	<u>Beginning balance</u>
Tan Cang Information Technology Solutions JSC.	-	796,857,600
– Related party	-	-
Other suppliers	1,196,182,800	982,075,574
<b>Total</b>	<b>1,196,182,800</b>	<b>1,778,933,174</b>

**5. Other receivables****5a. Other short-term receivables**

	<u>Ending balance</u>		<u>Beginning balance</u>	
	<u>Value</u>	<u>Allowance</u>	<u>Value</u>	<u>Allowance</u>
<i>Receivables from related parties</i>	<i>2,240,217,405</i>	-	<i>2,376,431,432</i>	-
Saigon Newport One Member Limited Liability Corporation – receipts and payments on behalf	139,822,605	-	1,730,497,411	-
Cat Lai Logistics JSC.	2,005,160,000	-	645,934,021	-
– Receipts and payments on behalf	325,160,000	-	645,934,021	-
– Dividends receivable	1,680,000,000	-	-	-
Tan Cang Overland Transport JSC. - Receipts and payments on behalf	95,234,800	-	-	-
<i>Receivables from other organizations and individuals</i>	<i>5,987,008,815</i>	-	<i>4,425,213,066</i>	-
Accrued interest income of term deposits	1,742,158,901	-	1,818,083,563	-
Advances	1,054,992,356	-	779,507,761	-
Deposits	105,000,000	-	105,000,000	-
Payments on behalf	3,046,272,080	-	1,282,202,870	-
Other receivables	38,585,478	-	440,418,872	-
<b>Total</b>	<b>8,227,226,220</b>	-	<b>6,801,644,498</b>	-

**5b. Other long-term receivables**

	<u>Ending balance</u>		<u>Beginning balance</u>	
	<u>Value</u>	<u>Allowance</u>	<u>Value</u>	<u>Allowance</u>
Hiep Luc Co., Ltd. – Deposit for land rental (Note VII.1)	15,000,000,000	-	15,000,000,000	-

**TAN CANG WAREHOUSING JOINT STOCK COMPANY**

Address: Tan Cang – Cat Lai Port, Cat Lai Ward, Ho Chi Minh City

**INTERIM FINANCIAL STATEMENTS**

For the first 6 months of the fiscal year ended 31 December 2025

**Notes to the Interim Financial Statements (Cont.)****10. Intangible fixed assets**

This represents the computer software

	<u>Historical cost</u>	<u>Amortization</u>	<u>Net book value</u>
Beginning balance	32,544,087,875	(18,480,980,895)	14,063,106,980
New acquisition	3,156,477,100	-	3,156,477,100
Amortization during the period	-	(3,549,094,094)	(3,549,094,094)
<b>Ending balance</b>	<b>35,700,564,975</b>	<b>(22,030,074,989)</b>	<b>13,670,489,986</b>

Some intangible fixed assets are fully amortized but still in use, with their historical costs totaling VND 9,843,555,930.

**11. Deferred income tax assets****11a. Recognized deferred income tax assets**

Deferred income tax assets related to temporarily deductible differences are expenses lacking of official invoices. Details of increases/(decreases) during the period are as follows:

	<u>Current period</u>	<u>Previous period</u>
Beginning balance	975,155,136	732,080,514
Amount incurred during the period	10,711,878,497	9,794,439,859
Reversal during the period	(975,155,136)	(732,080,514)
<b>Ending balance</b>	<b>10,711,878,497</b>	<b>9,794,439,859</b>

The corporate income tax rate used for determining deferred income tax assets is 20%.

**11b. Unrecognized deferred income tax assets**

The Company has not recognized deferred income tax assets for temporarily deductible differences, which are exchange differences arising from the revaluation of monetary items in foreign currencies, due to their small value.

**12. Short-term trade payables**

	<u>Ending balance</u>	<u>Beginning balance</u>
<b>Payables to related parties</b>	<b>45,530,280,445</b>	<b>52,640,238,194</b>
Saigon Newport One Member Limited Liability Corporation	4,882,037,896	2,292,773,345
Tan Cang Hiep Luc JSC.	748,928,310	881,667,790
Cat Lai Logistics JSC.	18,345,029,475	24,158,124,343
Express Newport JSC.	1,943,065,188	3,745,927,376
Tan Cang Warehousing Depot JSC.	704,609,280	-
Tan Cang Technical Services JSC.	5,595,332,467	7,413,895,041
Tan Cang Information Technology Solutions JSC.	10,583,364,374	8,425,372,900
Tan Cang – STC Human Resource Development Co., Ltd.	164,504,000	1,052,831,748
Tan Cang Waterway Transport JSC.	26,632,800	5,956,200
Tan Cang Overland Transport JSC.	344,822,292	675,015,012
Tan Cang Logistics and Stevedoring JSC.	1,558,903,875	1,672,431,300
Phu Huu – Newport Corporation	206,418,240	382,151,520
Tan Cang Hiep Phuoc Logistics JSC.	-	20,172,240
Tan Cang Container Services JSC.	367,418,008	504,235,879
Tan Cang – Vung Tau Logistics JSC.	47,520,000	295,812,000
Tan Cang Mien Trung JSC.	2,514,240	1,775,520
Muoi Lam Thang Ba JSC.	9,180,000	1,112,095,980
<b>Payables to other suppliers</b>	<b>21,157,864,902</b>	<b>44,815,233,469</b>
<b>Total</b>	<b>66,688,145,347</b>	<b>97,455,471,663</b>

The Company has no overdue trade payables.



**TAN CANG WAREHOUSING JOINT STOCK COMPANY**

Address: Tan Cang – Cat Lai Port, Cat Lai Ward, Ho Chi Minh City

**INTERIM FINANCIAL STATEMENTS**

For the first 6 months of the fiscal year ended 31 December 2025

**Notes to the Interim Financial Statements (Cont.)****14. Short-term accrued expenses**

	<b>Ending balance</b>	<b>Beginning balance</b>
<i>Accrued expenses to related parties</i>	<b>35,424,636,934</b>	<b>2,633,400,234</b>
Saigon Newport One Member Limited Liability Corporation	27,863,718,701	1,829,144,000
Vehicle and infrastructure rental	25,039,020,000	-
Shift-meal costs, expenses for lifting on and lifting off, electricity and water use charges	2,824,698,701	1,829,144,000
Tan Cang Hiep Luc JSC.		
- Expenses for fuels, lifting on and lifting off, transshipment	26,879,000	136,523,418
Cat Lai Logistics JSC.		
- Expenses for transportation, lifting on and lifting off, vehicle rental	3,724,591,409	449,714,316
Tan Cang Container Services JSC.		
- Expenses for repair and cleaning	278,017,314	-
Expenses for loading and unloading, lifting on and lifting off, transportation, stevedoring	3,531,430,510	218,018,500
Tan Cang Logistics and Stevedoring JSC.	334,266,406	79,769,000
Tan Cang Waterway Transport JSC.	24,575,000	408,000
Phu Huu – Newport Corporation	101,258,000	17,529,000
Express Newport JSC.	1,381,851,704	89,038,000
Tan Cang Overland Transport JSC.	234,920,400	31,274,500
Tan Cang Mien Trung JSC.	881,000	-
Muoi Lam Thang Ba JSC.	1,453,678,000	
<i>Accrued expenses to other organizations and individuals</i>	<b>20,524,340,550</b>	<b>4,424,880,445</b>
Expenses for loading and unloading, lifting on and lifting off, transportation, stevedoring	11,744,922,629	1,805,177,579
Commission expenses	2,509,817,931	865,329,783
Other short-term accrued expenses	6,269,599,990	1,754,373,083
<b>Total</b>	<b>55,948,977,484</b>	<b>7,058,280,679</b>

**15. Other payables****15a. Other short-term payables**

	<b>Ending balance</b>	<b>Beginning balance</b>
<i>Payables to related parties</i>	<b>27,133,215,000</b>	<b>-</b>
Saigon Newport One Member Limited Liability Corporation – Dividends payable	27,133,215,000	-
<i>Payables to other organizations and individuals</i>	<b>11,371,520,611</b>	<b>10,478,372,779</b>
Trade Union's expenditure	1,589,014,186	1,337,763,218
Social insurance, health insurance, unemployment insurance premiums	2,959,194,467	1,932,562,610
Short-term deposits received	1,410,245,732	1,273,152,383
Dividends payable	3,146,135,120	2,578,118,720
Other short-term payables	2,266,931,106	3,356,775,848
<b>Total</b>	<b>38,504,735,611</b>	<b>10,478,372,779</b>

**15b. Other long-term payables**

	<b>Ending balance</b>	<b>Beginning balance</b>
Tan Cang Hiep Luc JSC.		
- Deposit for land rental (Note VII.1)	5,000,000,000	5,000,000,000

**TAN CANG WAREHOUSING JOINT STOCK COMPANY**

Address: Tan Cang – Cat Lai Port, Cat Lai Ward, Ho Chi Minh City

**INTERIM FINANCIAL STATEMENTS**

For the first 6 months of the fiscal year ended 31 December 2025

**Notes to the Interim Financial Statements (Cont.)****16. Bonus and welfare funds**

	Bonus fund	Welfare fund	Bonus fund for the Manager	Total
Beginning balance	20,261,638,693	29,489,834,511	637,500,000	50,388,973,204
Temporary appropriation for current period's fund	13,453,786,863	3,363,446,715	-	16,817,233,578
Other increase	4,000,000		-	4,000,000
Disbursement during the period	(8,130,300,000)	(13,511,832,400)	(637,500,000)	(22,279,632,400)
Reversal of previous year's appropriated fund (Note V.17d)	(4,699,687,347)	(3,625,619,561)	-	(8,325,306,908)
<b>Ending balance</b>	<b>20,889,438,209</b>	<b>15,715,829,265</b>	<b>-</b>	<b>36,605,267,474</b>

**17. Owner's equity****17a. Statement of changes in owner's equity**

	Owner's contribution capital	Investment and development fund	Retained earnings	Total
<i>Previous period</i>				
Beginning balance	199,910,200,000	74,714,509,911	43,980,244,000	318,604,953,911
Profit of the period	-	-	56,485,785,865	56,485,785,865
Dividends declared	-	-	(43,980,244,000)	(43,980,244,000)
Temporary appropriation for funds from profit of the period	-	5,648,578,587	(23,924,411,919)	(18,275,833,332)
<b>Ending balance</b>	<b>199,910,200,000</b>	<b>80,363,088,498</b>	<b>32,561,373,946</b>	<b>312,834,662,444</b>
<i>Current period</i>				
Beginning balance	199,910,200,000	84,334,234,140	43,980,244,000	328,224,678,140
Profit of the period	-	-	59,567,230,775	59,567,230,775
Dividends declared	-	-	(45,979,346,000)	(45,979,346,000)
Appropriation for funds from profit of the previous year	-	6,326,204,908	1,999,102,000	8,325,306,908
Temporary appropriation for funds from profit of the period	-	11,820,005,264	(28,637,238,842)	(16,817,233,578)
<b>Ending balance</b>	<b>199,910,200,000</b>	<b>102,480,444,312</b>	<b>30,929,991,933</b>	<b>333,320,636,245</b>

**17b. Details of owner's capital contribution**

	Ending balance	Beginning balance
Saigon Newport One Member Limited Liability Corporation	117,970,500,000	117,970,500,000
Other shareholders	81,939,700,000	81,939,700,000
<b>Total</b>	<b>199,910,200,000</b>	<b>199,910,200,000</b>



**TAN CANG WAREHOUSING JOINT STOCK COMPANY**

Address: Tan Cang – Cat Lai Port, Cat Lai Ward, Ho Chi Minh City

**INTERIM FINANCIAL STATEMENTS**

For the first 6 months of the fiscal year ended 31 December 2025

**Notes to the Interim Financial Statements (Cont.)**

	Accumulated from the beginning of the year to the end of the current period	
	Current year	Previous year
Saigon Newport One Member Limited Liability Corporation	206,686,145,504	185,756,247,098
Tan Cang Overland Transport JSC.	503,277,855	415,856,483
Tan Cang Logistics and Stevedoring JSC.	190,360,083	211,021,000
Phu Huu – Newport Corporation	69,721,426	132,533,500
Tan Cang Container Services JSC.	19,199,815	18,632,296
Tan Cang – Cai Mep International Terminal Co., Ltd.	108,750,000	-

**2. Costs of sales**

The Company's entire cost includes costs of services rendered.

**3. Financial income**

	Accumulated from the beginning of the year to the end of the current period	
	Current year	Previous year
Interest from bank deposits	4,120,476,541	3,561,461,976
Dividends received	5,210,000,000	7,050,000,000
Gain on sales of foreign currencies	289,024,234	-
Exchange gain arising from transactions in foreign currencies	149,384,549	271,878,383
Exchange gain due to the revaluation of monetary items in foreign currencies	-	36,384,584
<b>Total</b>	<b>9,768,885,324</b>	<b>10,919,724,943</b>

**4. Financial expenses**

	Accumulated from the beginning of the year to the end of the current period	
	Current year	Previous year
Interest expenses	-	3,949,970
Exchange loss arising from transactions in foreign currencies	2,000,794	21,538,678
Exchange loss due to the revaluation of monetary items in foreign currencies	9,220,267	-
Provisions/(Reversal of provisions) for diminution in value of investments	999,851,148	(398,626,634)
<b>Total</b>	<b>1,011,072,209</b>	<b>(373,137,986)</b>

**5. Selling expenses**

	Accumulated from the beginning of the year to the end of the current period	
	Current year	Previous year
Expenses for external services	8,654,926,271	8,043,097,473
Other expenses	4,639,592,221	3,041,930,457
<b>Total</b>	<b>13,294,518,492</b>	<b>11,085,027,930</b>

**TAN CANG WAREHOUSING JOINT STOCK COMPANY**

Address: Tan Cang – Cat Lai Port, Cat Lai Ward, Ho Chi Minh City

**INTERIM FINANCIAL STATEMENTS**

For the first 6 months of the fiscal year ended 31 December 2025

**Notes to the Interim Financial Statements (Cont.)****6. General and administration expenses**

	Accumulated from the beginning of the year to the end of the current period	
	Current year	Previous year
Labor costs	7,483,260,474	6,695,929,981
Materials, supplies	638,128,964	603,388,408
Office supplies	1,726,563,061	1,156,067,266
Depreciation/amortization of fixed assets	579,810,670	420,481,819
Taxes, fees and legal fees	25,757,405	42,151,765
Allowance/(Reversal of allowance) for doubtful debts	65,344,436	(360,345,200)
Expenses for external services	2,195,988,022	2,231,633,802
Other expenses	19,472,022,006	17,789,826,245
<b>Total</b>	<b>32,186,875,038</b>	<b>28,579,134,086</b>

**7. Other income**

	Accumulated from the beginning of the year to the end of the current period	
	Current year	Previous year
Proceeds from fuel fines of mechanical team	140,200,344	142,661,202
Other income	21,221,263	548,216
<b>Total</b>	<b>161,421,607</b>	<b>143,209,418</b>

**8. Other expenses**

	Accumulated from the beginning of the year to the end of the current period	
	Current year	Previous year
Fuel saving bonus	168,258,785	164,799,852
Fines for violation of contract	-	15,107,143
Other expenses	608	65,000,042
<b>Total</b>	<b>168,259,393</b>	<b>244,907,037</b>

**9. Deferred income tax**

	Accumulated from the beginning of the year to the end of the current period	
	Current year	Previous year
Deferred income tax arising from temporarily deductible differences	(10,711,878,497)	(9,794,439,859)
Reversal of deferred income tax assets	975,155,136	732,080,514
<b>Total</b>	<b>(9,736,723,361)</b>	<b>(9,062,359,345)</b>

**10. Earnings per share ("EPS")**

The information of EPS is presented in the Consolidated Financial Statements.



**TAN CANG WAREHOUSING JOINT STOCK COMPANY**

Address: Tan Cang – Cat Lai Port, Cat Lai Ward, Ho Chi Minh City

**INTERIM FINANCIAL STATEMENTS**

For the first 6 months of the fiscal year ended 31 December 2025

**Notes to the Interim Financial Statements (Cont.)****11. Operating costs by factors**

	Accumulated from the beginning of the year to the end of the current period	
	Current year	Previous year
Materials and supplies	18,299,156,853	19,923,263,476
Labor costs	116,358,720,735	110,106,667,476
Depreciation/amortization of fixed assets	13,588,214,742	12,075,442,685
Expenses for external services	204,016,914,207	180,511,436,442
Other expenses	37,241,454,109	32,161,685,075
<b>Total</b>	<b>389,504,460,646</b>	<b>354,778,495,154</b>

**VII. OTHER DISCLOSURES****1. Commitments under operating leases****1a. The Company as a lessee*****Saigon Newport One Member Limited Liability Corporation:***

According to the Port Infrastructure Lease Contract No. 1989 dated 19 November 2010, the Company leases the infrastructure and construction items of Saigon Newport Corporation located in Thanh My Tay and Cat Lai Wards, Ho Chi Minh City. The contract, effective from 1 January 2010, has a lease term of 10 years and is irrevocable. The extension of the contract must be carried out at least 3 months before the contract's expiry date. Annually, the two parties sign an appendix to the contract regarding the duration and lease unit price.

Total rental in the current period is VND 24,919,020,000 (previous period: VND 22,071,132,000).

***Hiep Luc Co., Ltd.:***

According to the Amendment dated 30 March 2023, which revised the Land Use Right Lease Contract No. 759/KVTC-HL dated 19, 20 December 2019, the Company leases the land use right of Hiep Luc Co., Ltd. in Cat Lai Ward, Ho Chi Minh City for trading container warehouses, yards. The lease term is 10 years from 1 January 2020 to 1 January 2030. The Contract is irrevocable. The prepayment of VND 15,000,000,000 to Hiep Luc Co., Ltd. was converted into the deposit for this contract (Note V.5b). The lease unit price including VAT is as follows:

Phase	Yard (VND per m <sup>2</sup> per month)	Warehouse (VND per m <sup>2</sup> per month)
01 January 2020 – 01 January 2024	25,000	56,000
02 January 2024 – 01 January 2027	27,500	61,600
02 January 2027 – 01 January 2030	Adjusted according to the agreement of both parties, however, not exceeding 10% of the unit price agreed upon in Phase 2	

Total rental in the current period is VND 3,377,628,000 (previous period: VND 3,377,628,000).

**TAN CANG WAREHOUSING JOINT STOCK COMPANY**

Address: Tan Cang – Cat Lai Port, Cat Lai Ward, Ho Chi Minh City

**INTERIM FINANCIAL STATEMENTS**

For the first 6 months of the fiscal year ended 31 December 2025

**Notes to the Interim Financial Statements (Cont.)****1b. The Company as a lessor****Tan Cang Hiep Luc JSC.:**

According to Appendix No. 01 dated 3 April 2023 and Appendix No. 02 dated 20 December 2023 of the Land Use Right Lease Contract No. 11/KVTC-TCH dated 31 December 2019, the Company leases to Tan Cang Hiep Luc JSC. the land use right in Cat Lai Ward, Ho Chi Minh City for trading container warehouses, yards. The lease term is 10 years from 1 January 2020 to 1 January 2030. The Contract is irrevocable. The deposit amount is VND 5,000,000,000 (Note V.15b).

The lease unit price excluding VAT is as follows:

Phase	Yard (VND per m <sup>2</sup> per month)	Warehouse (VND per m <sup>2</sup> per month)
01 January 2020 – 31 March 2023	28,000	56,000
01 April 2023 – 31 December 2023	33,000	61,000
02 January 2024 – 01 January 2027	31,000	62,000
02 January 2027 – 01 January 2030	Adjusted based on market conditions	

Total lease revenue in the current period is VND 4,025,412,000 (previous period: VND 4,025,412,000).

**2. Transactions and balances with the related parties**

The related parties of the Company include the key managers, their related individuals and other related parties.

**2a. Transactions and balances with the key managers and their related individuals**

The key managers include the Board of Directors (“BOD”), the Board of Supervisors (“BOS”) and the Executive Officers (the Board of Management (“BOM”) and the Chief Accountant). The key managers’ related individuals are their close family members.

**Transactions and outstanding balances with the key managers and their related individuals**

The Company has no transactions or outstanding balances with the key managers and their related individuals.

**Compensation of the key managers**

	Position	Salary	Bonus	Manager's bonus	Allowance	Total compensation
<b>Current period</b>						
<b>Board of Directors</b>						
Mr. Ngo Van Ngu	Chairman	337,423,405	144,469,376	98,437,500	-	580,330,281
Mr. Trinh Van Moi	Member	-	-	70,312,500	30,000,000	100,312,500
Mr. Doan Phi	Member	268,208,772	115,022,166	75,000,000	30,000,000	488,230,938
Mr. Do Thanh Truong	Member cum Director	358,766,642	126,883,848	60,937,500	30,000,000	576,587,990
Mr. Tran Quang Thao	Member	-	20,101,587	60,937,500	30,000,000	111,039,087
<b>Board of Supervisors</b>						
Ms. Nguyen Thi Thuy Nga	Head of BOS	-	-	56,250,000	30,000,000	86,250,000
Ms. Do Phuong Thao	Member	-	-	-	3,000,000	3,000,000



**TAN CANG WAREHOUSING JOINT STOCK COMPANY**

Address: Tan Cang – Cat Lai Port, Cat Lai Ward, Ho Chi Minh City

**INTERIM FINANCIAL STATEMENTS**

For the first 6 months of the fiscal year ended 31 December 2025

**Notes to the Interim Financial Statements (Cont.)**

	Position	Salary	Bonus	Manager's bonus	Allowance	Total compensation
Ms. Dang Thuy Trang	Member	-	-		3,000,000	3,000,000
Ms. Nguyen Thi Huyen	Member (to 29 May 2025)	-	-	28,125,000	15,000,000	43,125,000
Ms. Nguyen Thi Hong Van	Member (o 29 May 2025)	-	-	28,125,000	15,000,000	43,125,000
<b>Executive Officers</b>						
Mr. Bui Van Bang	Deputy Director	267,848,772	115,022,166	60,937,500	-	443,808,438
Mr. Nguyen Van Hao	Deputy Director	221,231,187	96,185,123		-	317,416,310
Ms. Nguyen Thi Hong Lien	Chief Accountant	173,867,724	82,315,734	56,250,000	15,000,000	327,433,458
<b>Total</b>		<b>1,627,346,502</b>	<b>700,000,000</b>	<b>595,312,500</b>	<b>201,000,000</b>	<b>3,123,659,002</b>

**Previous period****Board of Directors**

Mr. Ngo Van Ngu	Chairman	315,022,413	94,248,978	80,694,444	-	489,965,835
Mr. Do Thanh Truong	Member cum Director (from 25 April 2024)	113,671,047	10,245,942	-	10,000,000	133,916,989
Mr. Tran Quang Thao	Member cum Director (to 25 April 2024)	211,651,568	88,645,892	73,009,259	20,000,000	393,306,719
Mr. Doan Phi	Member cum Deputy Director	251,966,215	76,971,462	61,481,481	30,000,000	420,419,158
Mr. Trinh Van Moi	Member	-	-	57,638,889	30,000,000	87,638,889
Mr. Do Xuan Minh	Member	-	-	57,638,889	30,000,000	87,638,889

**Board of Supervisors**

Ms. Nguyen Thi Thuy Nga	Head of BOS	-	-	46,111,111	30,000,000	76,111,111
Ms. Nguyen Thi Huyen	Member (from 25 April 2024)	-	-	-	5,000,000	5,000,000
Ms. Nguyen Thi Hong Van	Member (from 25 April 2024)	-	-	-	5,000,000	5,000,000
Mr. Nguyen Hong Son	Member (to 25 April 2024)	-	-	23,055,556	10,000,000	33,055,556
Ms. Nguyen Thi Thu Ha	Member (to 25 April 2024)	-	-	23,055,556	10,000,000	33,055,556

**Executive Officers**

Mr. Bui Van Bang	Deputy Director	249,973,384	74,367,990	49,953,704	-	374,295,078
Ms. Nguyen Thi Hong Lien	Chief Accountant	170,575,711	51,519,736	46,111,111	15,000,000	283,206,558
<b>Total</b>		<b>1,312,860,338</b>	<b>396,000,000</b>	<b>518,750,000</b>	<b>195,000,000</b>	<b>2,422,610,338</b>

**2b. Transactions and balances with other related parties**

Other related parties of the Company include:

Name	Relationship
Saigon Newport One Member Limited Liability Corporation	Parent Company
Cat Lai Logistics JSC.	Subsidiary
Tan Cang Hiep Luc JSC.	Subsidiary
Tan Cang Warehousing Depot JSC.	Associate

**TAN CANG WAREHOUSING JOINT STOCK COMPANY**

Address: Tan Cang – Cat Lai Port, Cat Lai Ward, Ho Chi Minh City

**INTERIM FINANCIAL STATEMENTS**

For the first 6 months of the fiscal year ended 31 December 2025

**Notes to the Interim Financial Statements (Cont.)**

<b>Name</b>	<b>Relationship</b>
Express Newport JSC.	Associate
Muoi Lam Thang Ba JSC.	Related party of the BOD Member
Tan Cang Song Than ICD JSC.	Company within the same Group
Tan Cang Construction JSC.	Company within the same Group
Tan Cang Logistics and Stevedoring JSC.	Company within the same Group
Tan Cang Technical Services JSC.	Company within the same Group
Tan Cang – Cai Mep JSC.	Company within the same Group
Tan Cang Infrastructure Development Investment JSC.	Company within the same Group
Tan Cang Overland Transport JSC.	Company within the same Group
Tan Cang Waterway Transport JSC.	Company within the same Group
Tan Cang Mien Trung JSC.	Company within the same Group
ICD Tan Cang – Long Binh JSC.	Company within the same Group
Tan Cang Hiep Phuoc JSC.	Company within the same Group
Tan Cang Information Technology Solutions JSC.	Company within the same Group
Tan Cang Maritime Services JSC.	Company within the same Group
Tan Cang – Cai Mep International Terminal Co., Ltd.	Company within the same Group
Tan Cang – STC Human Resource Development Co., Ltd.	Company within the same Group
Cat Lai Port JSC.	Company within the same Group
Tan Cang Offshore Services JSC.	Company within the same Group
Tan Cang Shipping JSC.	Company within the same Group
Phu Huu – Newport Corporation	Company within the same Group
Tan Cang – Tay Ninh JSC.	Company within the same Group
SITC Newport Logistics Co., Ltd.	Company within the same Group
Cat Lai Port International Logistics JSC.	Company within the same Group
Tan Cang HMM Logistics Co., Ltd.	Company within the same Group
Tan Cang Offshore Travel and Flight Services JSC.	Company within the same Group
Tan Cang Container Services JSC.	Company within the same Group
Tan Cang – Vung Tau Logistics JSC.	Company within the same Group
Tan Cang Thanh Phuoc JSC.	Company within the same Group

**Transactions with other related parties**

Apart from transactions with the subsidiaries, the associates as presented in Note V.2b as well as sales of merchandise and rendering of services to other related parties which are not subsidiaries as presented in Note VI.1b, the Company also has other material transactions with other related parties as follows:

	<b>Current period</b>	<b>Previous period</b>
<b>Saigon Newport One Member Limited Liability Corporation</b>		
Services rendered by the Parent Company	5,935,553,062	4,275,189,733
Leasing infrastructure from the Parent Company	24,919,020,000	22,071,132,000
Dividends payable to the Parent Company	27,133,215,000	25,953,510,000
<b>Tan Cang Technical Services JSC.</b>		
Expenses for purchasing lubricant	6,699,678,547	6,225,429,778
Rendering of services	6,689,258,406	4,149,277,245
<b>Tan Cang Information Technology Solutions JSC.</b>		
Rendering of services	6,185,538,678	5,017,616,727
Acquisition of fixed assets	7,273,650,600	6,512,178,610



## Notes to the Interim Financial Statements (Cont.)

